



Leaving Certificate Applied 2011

Vocational Specialism Craft and Design Course

Written Examination (40% of total marks)

Date : Thursday 16th June
Afternoon: 2.00 - 3.30.

Write your **examination number** in this space →

Instructions


This paper contains eight questions.
Attempt any four questions.

For the Superintendent only	For the Examiner only		
<div style="border: 1px solid black; width: 100%; height: 100%; display: flex; align-items: center; justify-content: center;">Centre Stamp</div>	Question 1		
	Question 2		
	Question 3		
	Question 4		
	Question 5		
	Question 6		
	Question 7		
	Question 8		
	Total		
	Minus total for disallowed questions		
Grand Total			

Fashion and Textiles

Question 1 (40 marks)

Answer (a), (b) and (c).



(a) Give your opinion on the two headpieces above. Use the following headings.

Design _____

Shape _____

Materials _____

(b) Sketch a design for a hat that you would make based on any of the images of insects below:



(c) List the materials you would use to make your hat.
Give reasons for your choice of materials.

Fashion and Textiles

Question 2 (40 marks)

Answer (a), (b) and (c).



(a) Give your opinion on the two woven objects above. Use the following headings

Function _____

Shape _____

Use of materials _____

(b) Make a list of different re-usable materials from your school's recycling bin that you could use for weaving.

(c) Explain the steps you would take to make a weaving for a wall hanging. Use sketches to illustrate your answer.

Graphic Communication and Print

Question 3 (40 marks)

Answer (a), (b) and (c).




(a) Compare the two logos above under the following headings.

Imagery _____

Colour _____

(b) Which logo do you like best? Give reasons for your answer.

(c) You are asked to design a logo for your local crèche or youth club.
Draw your design in the box below



Graphic Communication and Print

Question 4 (40 marks)

Answer (a), (b) and (c)



(a) Discuss the CD cover above using the following headings.

Colour _____

Layout _____

Imagery _____


(b) Why is the cover design of CDs important? Give three reasons.

1 _____

2 _____

3 _____

(c) In the box below make a sketch of your favourite CD cover from your own CD collection.



Give two reasons why you like the cover you have chosen.


Reason 1 _____

Reason 2 _____

3-Dimensional Studies

Question 5 (40 marks)

Answer (a), (b) and (c).



Jug




Juicer

(a) Discuss the two kitchen objects above under the following headings.

Shape _____

Materials _____

(b) Sketch an everyday household object from your home that might be classed as a piece of art. Give reasons for your choice.



(c) Design a milk jug based on the images of shells below.



3-Dimensional Studies

Question 6 (40 marks)

Answer **(a)**, **(b)** and **(c)**.

(a) Music awards celebrate the work of musicians, DJs and music writers. Discuss the award shown under the following headings:

Materials

Structure

Imagery



(b) You are asked to design an award for 'Student of the Year' in your school.
Sketch your design in the box below.



(c) List the materials and equipment you would need to make your design.

Lens-based Studies

Question 7 (40 marks)

Answer (a), (b) and (c).

(a) What is wrong with the photo below? Explain the fault in detail.



(b) Match one of the images below with each of the following photographic views.

1. a cropped view
2. a close-up view
3. a panoramic view



(c) Choose **one** of the photographic views shown above, 1, 2 or 3 and explain why you would use it when taking a photograph.
Give examples of where you would use your chosen view.

Lens-based Studies

Question 8 (40 marks)

Answer (a), (b) and (c).

(a) Mark where (1) the microphone, (2) the lens and (3) the viewfinder are located on the camcorder illustrated below.



Explain the function of each of the following:

Microphone


Lens

View finder

Zoom

(b) Write a plan for a short video on the theme of healthy eating. _____

(c) Select one scene from your video plan and make a sketch of the scene.



BLANK PAGE

BLANK PAGE

BLANK PAGE