



Coimisiún na Scrúduithe Stáit
State Examinations Commission

Leaving Certificate Applied 2004

Vocational Specialism Craft and Design

Written examination (40% of total marks)

Thursday 17th June, 2004-afternoon 2.00 to 3.30


Write your examination number here




This paper contains eight questions
You must attempt **any four** questions

For the superintendent only	For the Examiner only	
<div style="border: 1px solid black; width: 300px; height: 100px; margin: 20px auto; text-align: center;">Centre Stamp</div>	Question 1	
	Question 2	
	Question 3	
	Question 4	
	Question 5	
	Question 6	
	Question 7	
	Question 8	
	Total	

Craft and Design - Written Examination 2004

Tick  the craft and design modules you have studied as part of your course.

Area			Module
Fashion and Textiles		1	Creative decoration
		2	Surface - pattern design
		3	Textiles - structuring/weaving
		4	Fashion - construction
Graphic Communication and Print Media		5	Signage
		6	Design communications
		7	Layout in graphic communications
		8	Block printing
Three-Dimensional Studies		9	Jewellery
		10	Interior design
		11	Modelling
		12	Ceramics
Lens - Based Studies		13	Video production
		14	The camera - photography
		15	Manipulating photography

This paper contains eight questions

You must attempt any four questions




Question 1

(40 marks)




The example below shows us how printed fabric can be used for **camouflage** and how it allows us to blend with our surroundings.



Create a camouflage pattern for the three surroundings illustrated below. The patterns should be suitable for printing.

Pebbles	Grass	Urban
		

Study the following illustrations of the **printing process** and explain what is happening in each step.

	Step 1
	Step 2
	Step 3

Name the equipment and materials that are illustrated.

Question 2

(40 marks)

Window displays are designed to entice you into shops.

Compare the shop windows illustrated below under the following headings:

- design and layout
- colour and lighting
- textures and materials

No.1	No. 2
	

How would you improve the **window display** illustrated below?
Use sketches to explain your answer.



Suggest a design for a flower shop for **Easter**. Use sketches to illustrate your answer.

Question 3

(40 marks)


Road signs instruct and inform us in our everyday journeys.
What are the following signs telling us?



1 _____



2 _____



3 _____




4 _____




5 _____

How do the **colours** used in these signs help you understand the messages?

Wasps and tigers are yellow and black. Designers of road signs borrow this colour scheme to alert us to danger.



Use the yellow triangle above to alert the public to **chewing gum on the footpath**.



Use the yellow triangle above to alert the public to **wet paint**.

Question 4

(40 marks)

Name a craft that you have studied as part of your coursework_____.
List the materials and equipment that you have used in your chosen craft. Explain how you used them.

Materials	Explain its uses
Equipment	

Make a sketch of a finished piece you have made in your chosen craft.



What **design changes** would you make if your finished piece was to be displayed in a playschool?

Question 5

(40 marks)

Texture is very important in 3 dimensional art because it tells us what the surface feels like. Sculptors make different **marks** such as lines, scratches, hollows and dots to produce texture in their work.



Make a sketch of three different **marks** created by the sculptor. What texture was he trying to create with each mark?


Sketch	What texture was he creating?

How would you create the texture of grass in a craft you have studied?

What equipment and materials would you need to create this texture?

Give examples of how materials help create different textures, eg. using wool for hair.

Use sketches to help explain your answer.



Question 6

(40 marks)

Brooch 1	Brooch 2
	

Compare Brooch 1 and Brooch 2 under the following headings.

shape _____

function _____

materials _____

decoration _____

One of these brooches was made in the 9th Century and the other in the year 1921.


Which one is which? _____

If you wanted to make similar pieces of jewellery, how would you go about it?

Brooch 1. _____

Brooch 2. _____

Which brooch would you buy? Give a reason for your answer.



Sketch an outfit you would wear to compliment the jewellery you have chosen.




Sketch an example of how you have used three of these techniques in a finished piece.

A large, empty rectangular box with a thin black border, intended for a student to sketch a finished piece of work. The box is divided into three horizontal sections by two horizontal lines, but it is otherwise completely blank.

Question 8

(40 marks)

Photograph A	Photograph B
	

Compare photograph A with photograph B using the headings below.
You may also use sketches to help explain your answer.

Subject matter
Mood/ atmosphere
Contrast
Composition
Pose

Do you prefer photograph A or photograph B?

Give two reasons for your answer:

Reason 1.

Reason 2.

Suggest a title for the photograph you prefer.

Give reasons for your choice of title.

Blank Page