



*Junior Certificate Examination, 2011*

***Materials Technology (Wood)***  
***Ordinary Level***  
***Section A (40 Marks)***

***Monday, 20 June***  
***Afternoon, 2.00 - 4.00***

***Instructions***

- (a) Answer any **sixteen** questions.*
- (b) All questions carry equal marks.*
- (c) Answer the questions in the spaces provided.*
- (d) This booklet **must** be handed up at the end of the examination.*
- (e) Write your examination number in the box provided and on all other pages used.*

***Examination Number:***

Section A - Page 1 of 7

Centre Number

Section A	
1	
2	
3	
4	
5(a) or 5(b)	
<b>Total</b>	

## SECTION A - 40 MARKS

Answer any 16 questions from this section. All questions carry equal marks.

1. Using a tick (✓), select the correct name for this screw.

- Round-head screw  
 Raised-head screw  
 Countersunk-head screw



2. Name the tool labelled **A** in the diagram and give its use.

NAME

USE

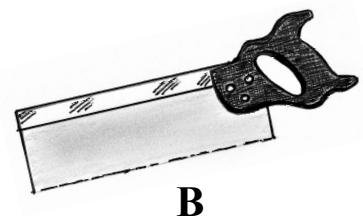
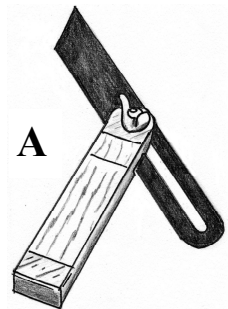
  

OR

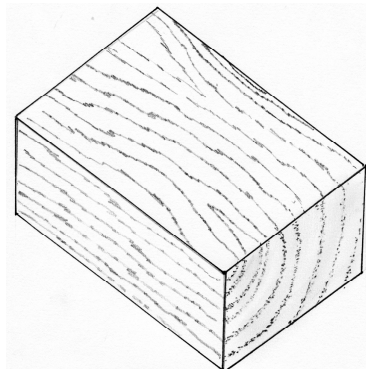
Name the tool labelled **B** in the diagram and give its use.

NAME

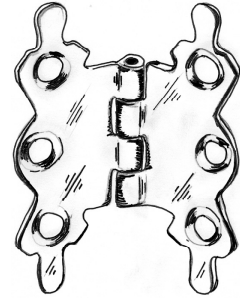
USE

3. The diagram shows a block of wood. Draw the **Face Side** and the **Face Edge** marks in their correct places on this sketch.



4. Name the fitting shown and give an example of where it would be used.

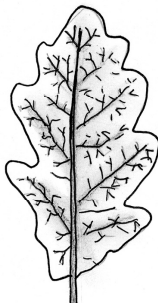


NAME


USE

5. State from which trees, in the list on the right, these leaves come.

A



B



Pine

Oak

Sycamore

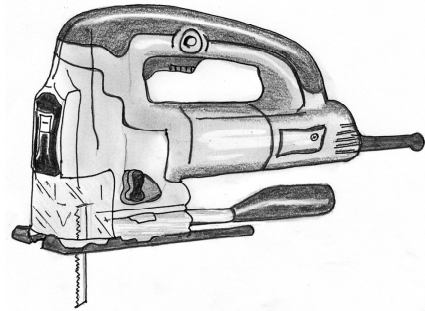
Ash

Holly

TREE A

TREE B

6. Name the power tool shown in the diagram.



NAME

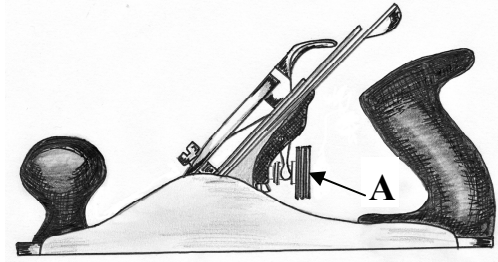
7. List **two** safety precautions that should be followed when using power tools.

1.

2.

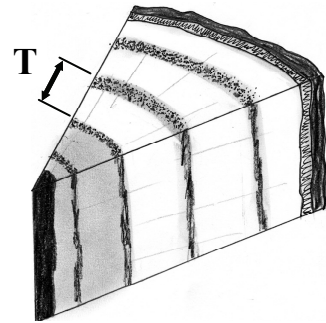


8. What is the function of the part of the plane labelled A in the diagram?



FUNCTION


9. The diagram shows part of the cross-section of a tree.  
Using a tick (✓), identify the length of growth time (T) highlighted in the diagram.

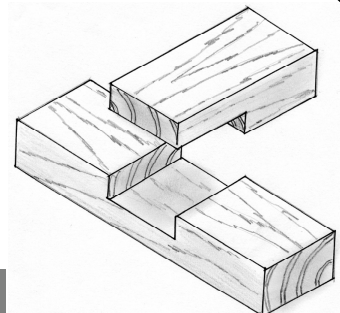


One year or  Two years

10. Two methods of timber conversion are **Quarter sawing** and **Through and Through sawing**. Show, by means of a tick (✓), which of these methods the words on the left best relate to.

	Quarter Sawing	Through & Through
Costly		
Wasteful		
Cheap		
Attractive grain		
Fast		


11. Name the joint shown.



NAME

--

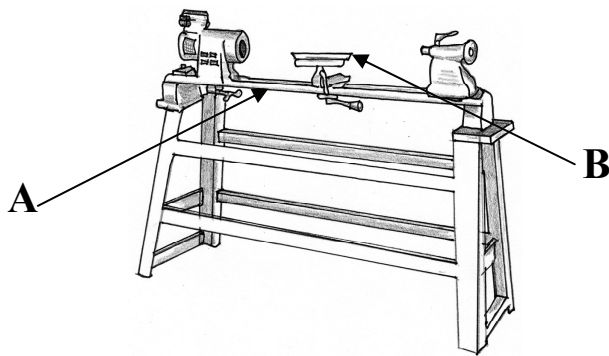
12. What does the term “**timber conversion**” mean?



MEANING

13. From the list given on the right, name the lathe parts shown at **A** and **B**.



- Toolrest
- Headstock
- Tailstock
- Bed
- Faceplate

**A**

**B**

14. Shoes that have wooden soles are commonly referred to as clogs.

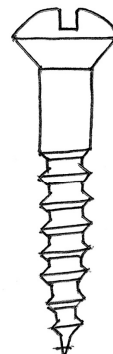
Identify **one** important property of wood that makes it suitable for use in the making of clogs.



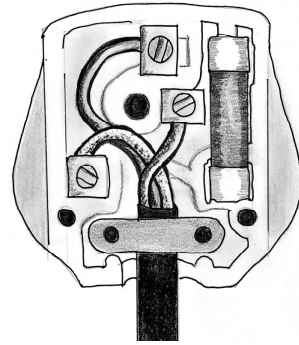
PROPERTY

15. The diagram shows a Raised-Head Screw.

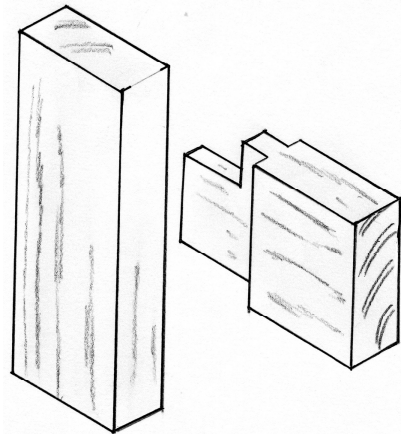
Show, using arrows, how the **length** of the screw is measured.



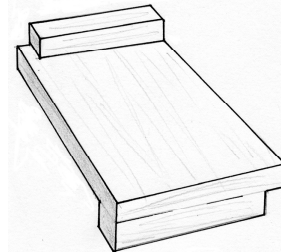
16. Use a circle to indicate the **live** terminal in the plug top shown in the diagram.



17. Complete the diagram of the **Haunched Mortise and Tenon** Joint.



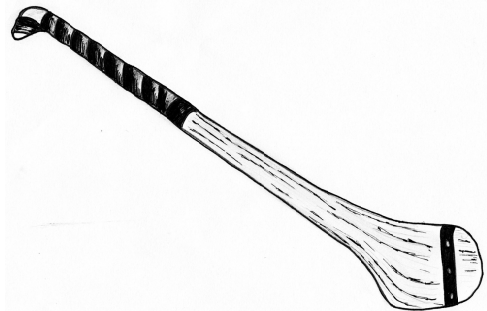
18. What is the function of a bench hook?



ANSWER

19. Ash is used to make hurleys.

List **one** property of ash that makes it suitable for this purpose.



PROPERTY

**20.** Computer programs are commonly used in the furniture industry for modelling items before making them.

Give **one** reason why this is done.



**REASON**


**This booklet must be handed up at the end of the examination.**

Blank Page