



# THE PERIODIC TABLE

	Group																																									
	1	2	3	4	5	6	7	0																																		
Period								4																																		
1	<table border="1" style="width: 100%; border-collapse: collapse;"> <tr> <td style="width: 50%; text-align: center;">1 <b>H</b> Hydrogen 1</td> <td style="width: 50%; text-align: center;">4 <b>He</b> Helium 2</td> </tr> </table>							1 <b>H</b> Hydrogen 1	4 <b>He</b> Helium 2	20																																
1 <b>H</b> Hydrogen 1	4 <b>He</b> Helium 2																																									
2	<table border="1" style="width: 100%; border-collapse: collapse;"> <tr> <td style="width: 50%; text-align: center;">7 <b>Li</b> Lithium 3</td> <td style="width: 50%; text-align: center;">9 <b>Be</b> Beryllium 4</td> </tr> </table>	7 <b>Li</b> Lithium 3	9 <b>Be</b> Beryllium 4	<table border="1" style="width: 100%; border-collapse: collapse;"> <tr> <td style="width: 50%; text-align: center;">11 <b>Na</b> Sodium 11</td> <td style="width: 50%; text-align: center;">12 <b>Mg</b> Magnesium 12</td> </tr> </table>	11 <b>Na</b> Sodium 11	12 <b>Mg</b> Magnesium 12	<table border="1" style="width: 100%; border-collapse: collapse;"> <tr> <td style="width: 50%; text-align: center;">13 <b>B</b> Boron 5</td> <td style="width: 50%; text-align: center;">14 <b>C</b> Carbon 6</td> </tr> </table>	13 <b>B</b> Boron 5	14 <b>C</b> Carbon 6	<table border="1" style="width: 100%; border-collapse: collapse;"> <tr> <td style="width: 50%; text-align: center;">15 <b>N</b> Nitrogen 7</td> <td style="width: 50%; text-align: center;">16 <b>O</b> Oxygen 8</td> </tr> </table>	15 <b>N</b> Nitrogen 7	16 <b>O</b> Oxygen 8	<table border="1" style="width: 100%; border-collapse: collapse;"> <tr> <td style="width: 50%; text-align: center;">17 <b>F</b> Fluorine 9</td> <td style="width: 50%; text-align: center;">18 <b>Ne</b> Neon 10</td> </tr> </table>	17 <b>F</b> Fluorine 9	18 <b>Ne</b> Neon 10	<table border="1" style="width: 100%; border-collapse: collapse;"> <tr> <td style="width: 50%; text-align: center;">27 <b>Al</b> Aluminium 13</td> <td style="width: 50%; text-align: center;">28 <b>Si</b> Silicon 14</td> </tr> </table>	27 <b>Al</b> Aluminium 13	28 <b>Si</b> Silicon 14	<table border="1" style="width: 100%; border-collapse: collapse;"> <tr> <td style="width: 50%; text-align: center;">31 <b>P</b> Phosphorus 15</td> <td style="width: 50%; text-align: center;">32 <b>S</b> Sulphur 16</td> </tr> </table>	31 <b>P</b> Phosphorus 15	32 <b>S</b> Sulphur 16	<table border="1" style="width: 100%; border-collapse: collapse;"> <tr> <td style="width: 50%; text-align: center;">35.5 <b>Cl</b> Chlorine 17</td> <td style="width: 50%; text-align: center;">36 <b>Ar</b> Argon 18</td> </tr> </table>	35.5 <b>Cl</b> Chlorine 17	36 <b>Ar</b> Argon 18	<table border="1" style="width: 100%; border-collapse: collapse;"> <tr> <td style="width: 50%; text-align: center;">70 <b>Ga</b> Gallium 31</td> <td style="width: 50%; text-align: center;">73 <b>Ge</b> Germanium 32</td> </tr> </table>	70 <b>Ga</b> Gallium 31	73 <b>Ge</b> Germanium 32	<table border="1" style="width: 100%; border-collapse: collapse;"> <tr> <td style="width: 50%; text-align: center;">75 <b>As</b> Arsenic 33</td> <td style="width: 50%; text-align: center;">79 <b>Se</b> Selenium 34</td> </tr> </table>	75 <b>As</b> Arsenic 33	79 <b>Se</b> Selenium 34	<table border="1" style="width: 100%; border-collapse: collapse;"> <tr> <td style="width: 50%; text-align: center;">80 <b>Br</b> Bromine 35</td> <td style="width: 50%; text-align: center;">84 <b>Kr</b> Krypton 36</td> </tr> </table>	80 <b>Br</b> Bromine 35	84 <b>Kr</b> Krypton 36	<table border="1" style="width: 100%; border-collapse: collapse;"> <tr> <td style="width: 50%; text-align: center;">115 <b>In</b> Indium 49</td> <td style="width: 50%; text-align: center;">119 <b>Sn</b> Tin 50</td> </tr> </table>	115 <b>In</b> Indium 49	119 <b>Sn</b> Tin 50	<table border="1" style="width: 100%; border-collapse: collapse;"> <tr> <td style="width: 50%; text-align: center;">122 <b>Sb</b> Antimony 51</td> <td style="width: 50%; text-align: center;">127 <b>I</b> Iodine 53</td> </tr> </table>	122 <b>Sb</b> Antimony 51	127 <b>I</b> Iodine 53	<table border="1" style="width: 100%; border-collapse: collapse;"> <tr> <td style="width: 50%; text-align: center;">131 <b>Xe</b> Xenon 54</td> <td style="width: 50%; text-align: center;">136 <b>Rn</b> Radon 86</td> </tr> </table>	131 <b>Xe</b> Xenon 54	136 <b>Rn</b> Radon 86
7 <b>Li</b> Lithium 3	9 <b>Be</b> Beryllium 4																																									
11 <b>Na</b> Sodium 11	12 <b>Mg</b> Magnesium 12																																									
13 <b>B</b> Boron 5	14 <b>C</b> Carbon 6																																									
15 <b>N</b> Nitrogen 7	16 <b>O</b> Oxygen 8																																									
17 <b>F</b> Fluorine 9	18 <b>Ne</b> Neon 10																																									
27 <b>Al</b> Aluminium 13	28 <b>Si</b> Silicon 14																																									
31 <b>P</b> Phosphorus 15	32 <b>S</b> Sulphur 16																																									
35.5 <b>Cl</b> Chlorine 17	36 <b>Ar</b> Argon 18																																									
70 <b>Ga</b> Gallium 31	73 <b>Ge</b> Germanium 32																																									
75 <b>As</b> Arsenic 33	79 <b>Se</b> Selenium 34																																									
80 <b>Br</b> Bromine 35	84 <b>Kr</b> Krypton 36																																									
115 <b>In</b> Indium 49	119 <b>Sn</b> Tin 50																																									
122 <b>Sb</b> Antimony 51	127 <b>I</b> Iodine 53																																									
131 <b>Xe</b> Xenon 54	136 <b>Rn</b> Radon 86																																									
3								40																																		
4								84																																		
5								131																																		
6								222																																		
7								288																																		

### Key

Relative atomic mass
Symbol
Name
Atomic number



Leave  
blank

**SECTION A**

1. Use the Periodic Table on page 2 to help you to answer this question.

(a) Give the name or symbol of the least reactive element in Group 1.

.....  
(1)

(b) Give the name or symbol of the least reactive element in Period 3.

.....  
(1)

(c) Give the name or symbol of an element whose atoms have one electron in the outer shell.

.....  
(1)

(d) Give the names or symbols of **two** elements that have similar chemical properties.

.....  
(1)

(e) Give the name or symbol of a metal which reacts with cold water to form an alkaline solution.

.....  
(1)

**(Total 5 marks)**

Q1



2. Atoms contain electrons, neutrons and protons.

(a) Which of these particles

(i) has no electrical charge?

..... (1)

(ii) has the lowest mass?

..... (1)

(iii) orbits the nucleus?

..... (1)

(b) The table below gives some information on two different atoms of lithium.

	Mass number	Atomic number
first atom	6	3
second atom	7	3

(i) What is the name given to two atoms with the same atomic number but different mass numbers?

..... (1)

(ii) Complete the sentences by using numbers from the box. Each number may be used once, more than once or not at all.

3	4	6	7
9	10	12	13

All atoms of lithium contain ..... protons and ..... electrons.

Some atoms of lithium contain ..... neutrons while

others contain ..... neutrons.

(4) Q2

(Total 8 marks)



Leave  
blank

3. (a) Anhydrous copper(II) sulphate can be used to show if a substance contains water. Describe the colour change seen when water is added to anhydrous copper(II) sulphate. Give the **name** of the product.

Colour change .....

.....

Name of product .....

(3)

- (b) The product in (a) is heated until another colour change occurs. Give the final colour of the solid and state the type of reaction that occurs.

.....

.....

.....

(2)

(Total 5 marks)

Q3



Leave  
blank

4. (a) Aluminium, copper and iron are three important metals.  
Complete the table by selecting from the boxes one use for each metal and the property on which this use depends.  
Each use and property may be used once, more than once or not at all.

Uses			
aircraft bodies	railway tracks	solder	water pipes

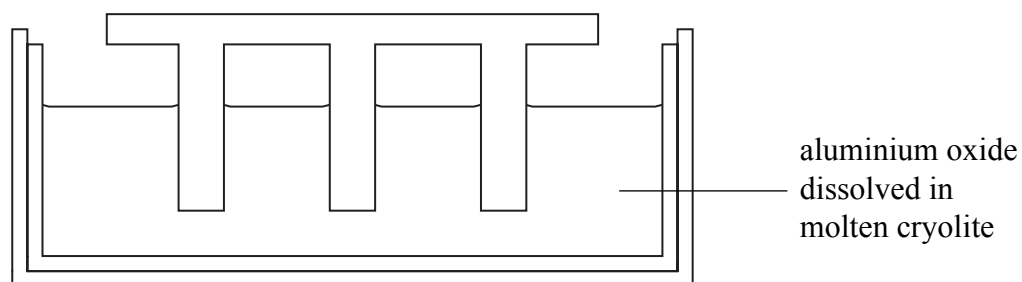
Properties	
good conductor of electricity	low density
resists corrosion	strong

Name of metal	Use of metal	Property on which this use depends
aluminium		
copper		
iron		

(6)



(b) Aluminium is extracted using electrolysis. The diagram shows part of an electrolysis cell.



During electrolysis, oxygen gas forms at the positive electrode.

(i) Explain why this electrode must be replaced at regular intervals.

.....  
 .....  
**(1)**

(ii) The aluminium oxide is dissolved in molten cryolite.  
 Put a cross (☒) in **one** box to show the main reason for this.

Aluminium is extracted from cryolite.

Cryolite is a compound of sodium, aluminium and fluorine.

The solution has a lower melting point than pure aluminium oxide.

**(1)**

(c) Iron is extracted from iron ore by reduction using carbon monoxide.

(i) Complete the word equation.

iron(III) oxide + carbon monoxide → ..... + .....  
**(1)**

(ii) Explain why aluminium cannot be extracted from aluminium oxide using carbon monoxide.

.....  
**(1)**

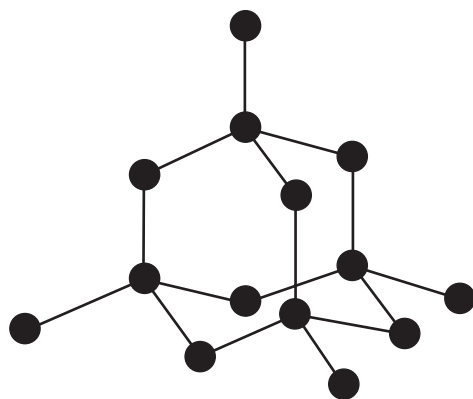
**Q4**

**(Total 10 marks)**

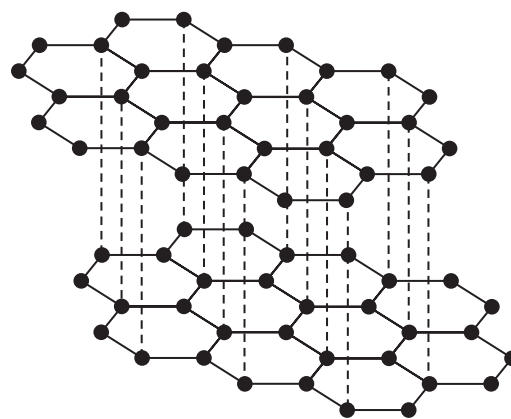
--	--



5. The diagrams show the structures of diamond and graphite. They are different structural forms of the same element.



diamond



graphite

(a) Use words from the box to complete the sentences. Each word may be used once, more than once or not at all.

allotropes	carbon	isomers
isotopes	silicon	sulphur

Different structural forms of the same element are called.....

Diamond and graphite are both forms of the element.....

(2)

(b) When graphite burns it forms carbon dioxide.

(i) Put a cross (☒) in **one** box to show the test for carbon dioxide and put a cross (☒) in **one** box to show the positive result.

Test		Positive result	
add carbonic acid	<input type="checkbox"/>	bubbles	<input type="checkbox"/>
add limewater	<input type="checkbox"/>	turns milky	<input type="checkbox"/>
add sodium hydroxide	<input type="checkbox"/>	turns orange	<input type="checkbox"/>

(2)





Leave  
blank

(ii) Carbon dioxide dissolves in water to form a very weakly acidic solution. Put a cross (☒) next to the most likely pH of a solution of carbon dioxide.

- 1 ☒
- 3 ☒
- 5 ☒
- 7 ☒
- 9 ☒
- 11 ☒

(1)

(iii) Complete the passage using words from the box.  
Each word may be used once, more than once, or not at all.

atoms	high	low
molecules	strong	weak

Carbon dioxide has a ..... boiling point. This is because there  
are ..... forces of attraction between its .....

(3)

Q5

(Total 8 marks)



6. (a) The table shows the displayed formulae of some organic compounds.

Compound	Displayed formula
A	$\begin{array}{c} \text{H} \quad \text{H} \\   \quad   \\ \text{H}-\text{C}-\text{C}-\text{H} \\   \quad   \\ \text{H} \quad \text{H} \end{array}$
B	$\begin{array}{c} \text{H} \quad \text{H} \\   \quad   \\ \text{H}-\text{C}-\text{C}-\text{O} \\   \quad   \quad \diagdown \\ \text{H} \quad \text{H} \quad \text{H} \end{array}$
C	$\begin{array}{c} \text{H} \quad \quad \text{H} \\ \diagdown \quad / \\ \text{C}=\text{C} \\ / \quad \diagdown \\ \text{H} \quad \quad \text{H} \end{array}$
D	$\begin{array}{c} \text{H} \quad \text{H} \quad \text{H} \\   \quad   \quad   \\ \text{H}-\text{C}-\text{C}-\text{C}-\text{H} \\   \quad   \quad   \\ \text{H} \quad \text{H} \quad \text{H} \end{array}$
E	$\begin{array}{c} \text{H} \quad \quad \text{H} \\ \diagdown \quad / \\ \text{C}=\text{C} \\ / \quad \diagdown \quad \quad \diagdown \\ \text{H} \quad \quad \text{C} \quad \quad \text{H} \\ \quad \quad \diagdown \quad / \\ \quad \quad \text{H} \quad \quad \text{H} \end{array}$

(i) Select one compound from the table which is an alkene.

..... (1)

(ii) Give the molecular formula of compound C.

..... (1)

(iii) Give the general formula for the homologous series of which compound D is a member.

..... (1)



(b) (i) Draw the displayed formula of butane.

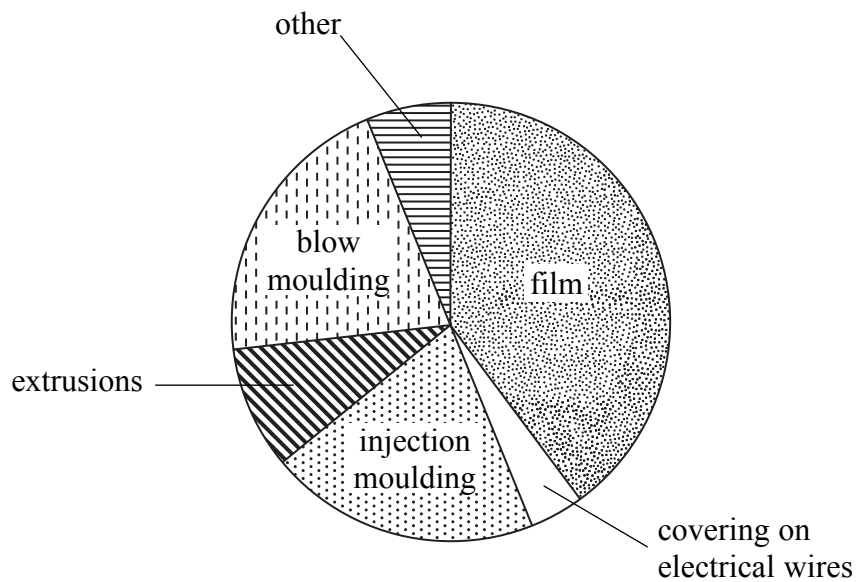
(2)

(ii) What colour change, if any, is seen when butane is bubbled through bromine water? Explain your answer.

.....  
.....

(2)

(c) The pie chart shows some uses of poly(ethene).



(i) What is the main use of poly(ethene)?

.....

(1)

(ii) What property of poly(ethene) makes it suitable for use as a covering on electrical wires?

.....

(1)

(Total 9 marks)

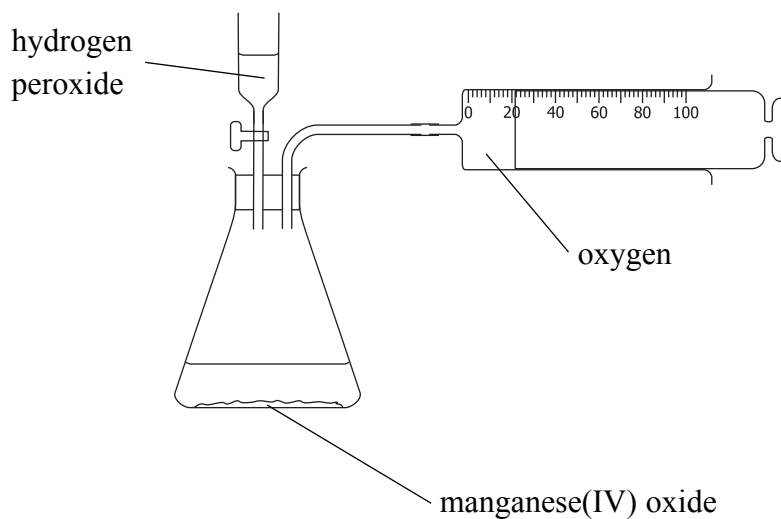
Q6

TOTAL FOR SECTION A: 45 MARKS



**SECTION B**

7. Oxygen gas can be prepared and collected in the laboratory using the apparatus shown in the diagram.



(a) Hydrogen peroxide decomposes very slowly to form water and oxygen.

(i) Write a word equation for this reaction.

.....  
 .....  
**(1)**

(ii) The reaction is much faster if a small amount of manganese(IV) oxide is added. What type of substance is manganese(IV) oxide in this reaction?

.....  
**(1)**

(b) The diagram shows oxygen gas being collected in a syringe. Suggest one other way to collect the gas.

.....  
 .....  
**(1)**

(c) Describe the test for oxygen.

.....  
 .....  
**(1)**

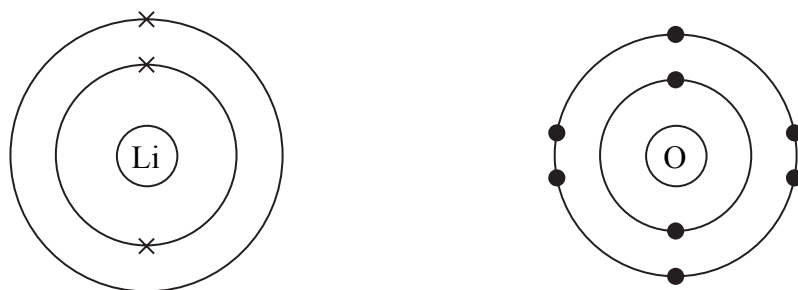


(d) Lithium burns in oxygen to form the ionic compound lithium oxide.

(i) State the colour of the flame when lithium burns.

.....  
(1)

(ii) The diagrams show the electronic configurations of an atom of lithium and an atom of oxygen.



Describe what happens, in terms of electrons, when lithium reacts with oxygen.

.....  
.....  
.....  
.....  
(3)

(iii) Write the formula of each of the ions in lithium oxide.

Lithium ion .....

Oxide ion .....

(2)

(Total 10 marks)

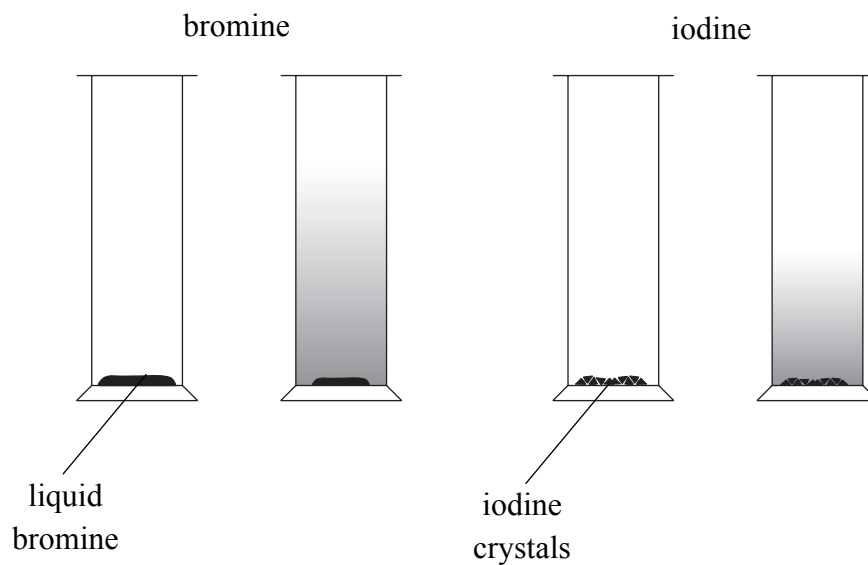
Q7

--	--



8. A few drops of liquid bromine and a few crystals of solid iodine are placed in the bottom of separate gas jars and the open ends covered with lids. The jars are left for some time under the same conditions.


The diagrams show the jars just after the bromine and iodine are added, and after some time.



- (a) State the colour of  
 liquid bromine.....  
 solid iodine .....
- (2)**

- (b) The diagrams show that the particles of bromine and iodine spread out in the jars.
- (i) What is the name of this process?  
 .....
- (1)**

- (ii) The iodine changes into a gas before this process occurs.  
 The chemical equation for this change is



The change involving bromine is called evaporation.  
 Write a chemical equation, including state symbols, for this change.

.....

**(2)**



Leave  
blank

(iii) Describe how the movement and spacing of the particles in  $I_2(g)$  is different from that in  $I_2(s)$ .

Movement.....

Spacing.....

(2)

(c) The gases chlorine and hydrogen react together to form hydrogen chloride gas. Hydrogen chloride gas dissolves in water to form hydrochloric acid.

Bromine reacts in a similar way to chlorine.

(i) Write a word equation for the reaction between bromine and hydrogen.

.....

.....

(1)

(ii) Suggest the name of the acid formed when the product in (c)(i) dissolves in water.

.....

(1)

Q8

(Total 9 marks)

--	--



9. (a) Potassium hydroxide solution reacts with dilute nitric acid to form the salt potassium nitrate.

(i) State the type of reaction that occurs.

.....  
(1)

(ii) Write a chemical equation for the reaction.

.....  
(2)

(b) A titration is carried out to find the volume of dilute nitric acid that must be added to 25.0 cm<sup>3</sup> of potassium hydroxide solution for complete reaction.

(i) Which piece of apparatus is used to add the dilute nitric acid?

.....  
(1)

(ii) Before the acid is added, a few drops of phenolphthalein are mixed with the potassium hydroxide solution. State the colour change of the phenolphthalein at the end point of the titration.

.....  
(2)





Leave  
blank

(c)  $35.00 \text{ cm}^3$  of dilute nitric acid reacted completely with  $25.0 \text{ cm}^3$  of potassium hydroxide solution. Use this information to describe how you could obtain pure dry crystals of potassium nitrate, starting from the solutions of nitric acid and potassium hydroxide.

.....

.....

.....

.....

.....

.....

.....

.....

.....

(5)

Q9

(Total 11 marks)

**TOTAL FOR SECTION B: 30 MARKS**

**TOTAL FOR PAPER: 75 MARKS**

**END**



**BLANK PAGE**



**BLANK PAGE**



N 3 2 7 2 1 A 0 1 9 2 0

**BLANK PAGE**

