

CAMBRIDGE INTERNATIONAL EXAMINATIONS
International General Certificate of Secondary Education

MARK SCHEME for the May/June 2013 series

**0417 INFORMATION AND COMMUNICATION
TECHNOLOGY**

0417/32

Paper 3 (Practical Test B), maximum raw mark 80

This mark scheme is published as an aid to teachers and candidates, to indicate the requirements of the examination. It shows the basis on which Examiners were instructed to award marks. It does not indicate the details of the discussions that took place at an Examiners' meeting before marking began, which would have considered the acceptability of alternative answers.

Mark schemes should be read in conjunction with the question paper and the Principal Examiner Report for Teachers.

Cambridge will not enter into discussions about these mark schemes.

Cambridge is publishing the mark schemes for the May/June 2013 series for most IGCSE, GCE Advanced Level and Advanced Subsidiary Level components and some Ordinary Level components.

Page 2	Mark Scheme	Syllabus	Paper
	IGCSE – May/June 2013	0417	32

E4	SUM(B4:D4)	1 mark
E5	SUM(B5:D5)	1 mark
E6	SUM(B6:D6)	1 mark
Replication	To other 3 sub-total columns	1 mark
B7	=B5-B6	1 mark
Replication	Other months & sub-totals	1 mark

	A	B				F	G	H	I	J	
1	Supa-Scuba Trips 2012-13										
2	Quarter	1					2				
3	Month	April	May	June	Sub-total	July	August	September	Sub-total	October	
4	Number of trips	5	3	3	=SUM(B4:D4)	8	2	7	=SUM(F4:H4)	11	
5	Income	16515	15087	12048	=SUM(B5:D5)	42424	3974	36036	=SUM(F5:H5)	38698	
6	Expenditure	8896	9379	11724	=SUM(B6:D6)	23975	3521	19014	=SUM(F6:H6)	19345	
7	Profit	=B5-B6	=C5-C6	=D5-D6	=E5-E6	=F5-F6	=G5-G6	=H5-H6	=I5-I6	=J5-J6	
8											
9	Best month	=MAX(B7:D7,F7:H7,J7:L7,N7:P7)									
10	Worst month	=MIN(B7:D7,F7:H7,J7:L7,N7:P7)									
11	Average profit	=ROUND(AVERAGE(B7:D7,F7:H7,J7:L7,N7:P7),0)									

B9	=MAX function (B7:D7,F7:H7,J7:L7,N7:P7)	1 mark
B10	=MIN function (B7:D7,F7:H7,J7:L7,N7:P7)	1 mark
B11	=ROUND(... ..) ,0	1 mark
	=AVERAGE(B7:D7,F7:H7,J7:L7,N7:P7)	1 mark

Page 3	Mark Scheme	Syllabus	Paper
	IGCSE – May/June 2013	0417	32

K	L	M	N	O	P	Q	R
3			4				Year
November	December	Sub-total	January	February	March	Sub-total	Total
2	0	=SUM(J4:L4)	8	12	10	=SUM(N4:P4)	=E4+I4+M4+Q4
6532	0	=SUM(J5:L5)	42008	66168	44220	=SUM(N5:P5)	=E5+I5+M5+Q5
4360	0	=SUM(J6:L6)	13172	54143	27003	=SUM(N6:P6)	=E6+I6+M6+Q6
=K5-K6	=L5-L6	=M5-M6	=N5-N6	=O5-O6	=P5-P6	=Q5-Q6	=E7+I7+M7+Q7

Year Totals
= E4+I4+M4+Q4 1 mark
Replicated 1 mark

Row headings	visible	1 mark
Column headings	visible	1 mark
Fully visible	Formulae & labels	1 mark
Orientation	Landscape	1 mark

Row 1 New row inserted 1 mark
 Supa-Scuba Trips 2012-13
 100% correct 1 mark
 Set as title 1 mark

IGCSE – Ma Row 2 Merged
 Format
 B2:E2, F2:I2, J2:M2, N2:Q2 2 marks
 Grey background 1 mark
 Black 18 point text 1 mark
 Sans-serif centre aligned font 1 mark
 Thin black border 1 mark
 Cells A2 & R2 like rest of row 2 1 mark
 Consistency of display 1 mark

Supa-Scuba Trips 2012-13																	
Quarter	1				2				3				4				Year
Month	April	May	June	Sub-total	July	August	September	Sub-total	October	November	December	Sub-total	January	February	March	Sub-total	Total
Number of trips	5	3	3	11	8	2	7	17	11	2	0	13	8	12	10	30	71
Income	\$16,515.00	\$15,087.00	\$12,048.00	\$43,650.00	\$42,424.00	\$3,974.00	\$36,036.00	\$82,434.00	\$38,698.00	\$6,532.00	\$0.00	\$45,230.00	\$42,008.00	\$66,168.00	\$44,220.00	\$152,396.00	\$323,710.00
Expenditure	\$8,896.00	\$9,379.00	\$11,724.00	\$29,999.00	\$23,975.00	\$3,521.00	\$19,014.00	\$46,510.00	\$19,345.00	\$4,360.00	\$0.00	\$23,705.00	\$13,172.00	\$54,143.00	\$27,003.00	\$94,318.00	\$194,532.00
Profit	\$7,619.00	\$5,708.00	\$324.00	\$13,651.00	\$18,449.00	\$453.00	\$17,022.00	\$35,924.00	\$19,353.00	\$2,172.00	\$0.00	\$21,525.00	\$28,836.00	\$12,025.00	\$17,217.00	\$58,078.00	\$129,178.00

Best month	\$28,836.00
Worst month	\$0.00
Average profit	\$10,765

Formatting Numeric values in rows 5,6,7,9,10 all in \$ 2dp 1 mark
 Average profit displayed as \$ 0dp 1 mark
 All currency values right aligned 1 mark
 Fit to Single page, all visible 1 mark

Footer Left Name & Numbers 1 mark
 Right Full path & filename 1 mark

Page 5	Mark Scheme	Syllabus	Paper
	IGCSE – May/June 2013	0417	32

Data entry Dec income \$45,000.00
 Dec expenditure \$42,000.00 1 mark
 Results \$3000 and \$11 015 1 mark
 Single page wide, all visible 1 mark

Supa-Scuba Trips 2012-13

Quarter	1				2				3				4				Year
Month	April	May	June	Sub-total	July	August	September	Sub-total	October	November	December	Sub-total	January	February	March	Sub-total	Total
Number of trips	5	3	3	11	8	2	7	17	11	2	0	13	8	12	10	30	71
Income	\$16,515.00	\$15,087.00	\$12,048.00	\$43,650.00	\$42,424.00	\$3,974.00	\$36,036.00	\$82,434.00	\$38,698.00	\$6,532.00	\$45,000.00	\$90,230.00	\$42,008.00	\$66,168.00	\$44,220.00	\$152,396.00	\$368,710.00
Expenditure	\$8,896.00	\$9,379.00	\$11,724.00	\$29,999.00	\$23,975.00	\$3,521.00	\$19,014.00	\$46,510.00	\$19,345.00	\$4,360.00	\$42,000.00	\$65,705.00	\$13,172.00	\$54,143.00	\$27,003.00	\$94,318.00	\$236,532.00
Profit	\$7,619.00	\$5,708.00	\$324.00	\$13,651.00	\$18,449.00	\$453.00	\$17,022.00	\$35,924.00	\$19,353.00	\$2,172.00	\$3,000.00	\$24,525.00	\$28,836.00	\$12,025.00	\$17,217.00	\$58,078.00	\$132,178.00

Best month	\$28,836.00
Worst month	\$324.00
Average profit	\$11,015

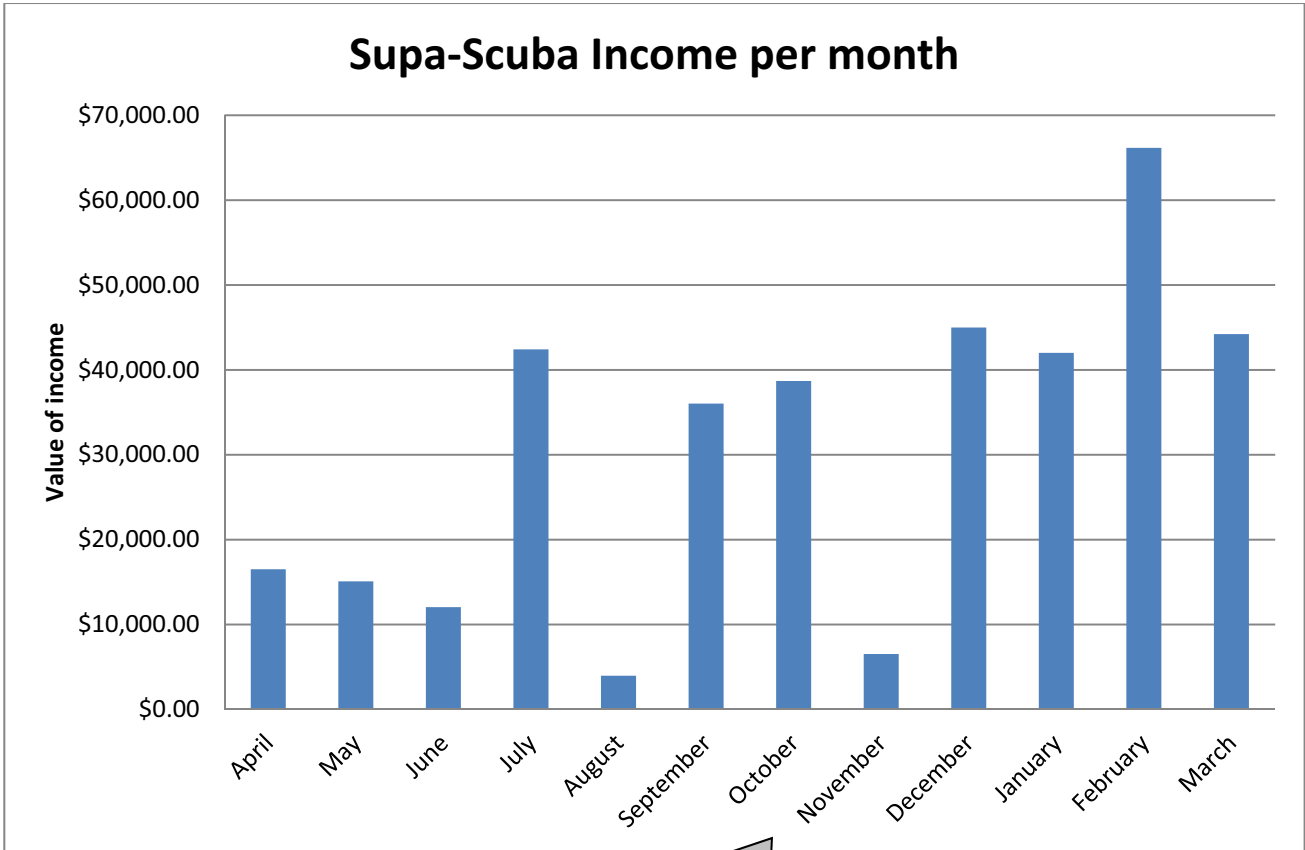


Chart	Correct vertical bar	1 mark
Title	Gives overview	1 mark
Cat axis	Months displayed in full	1 mark
	Title for months	1 mark
Value axis	Appropriate title & labels	1 mark
Legend	Removed	1 mark

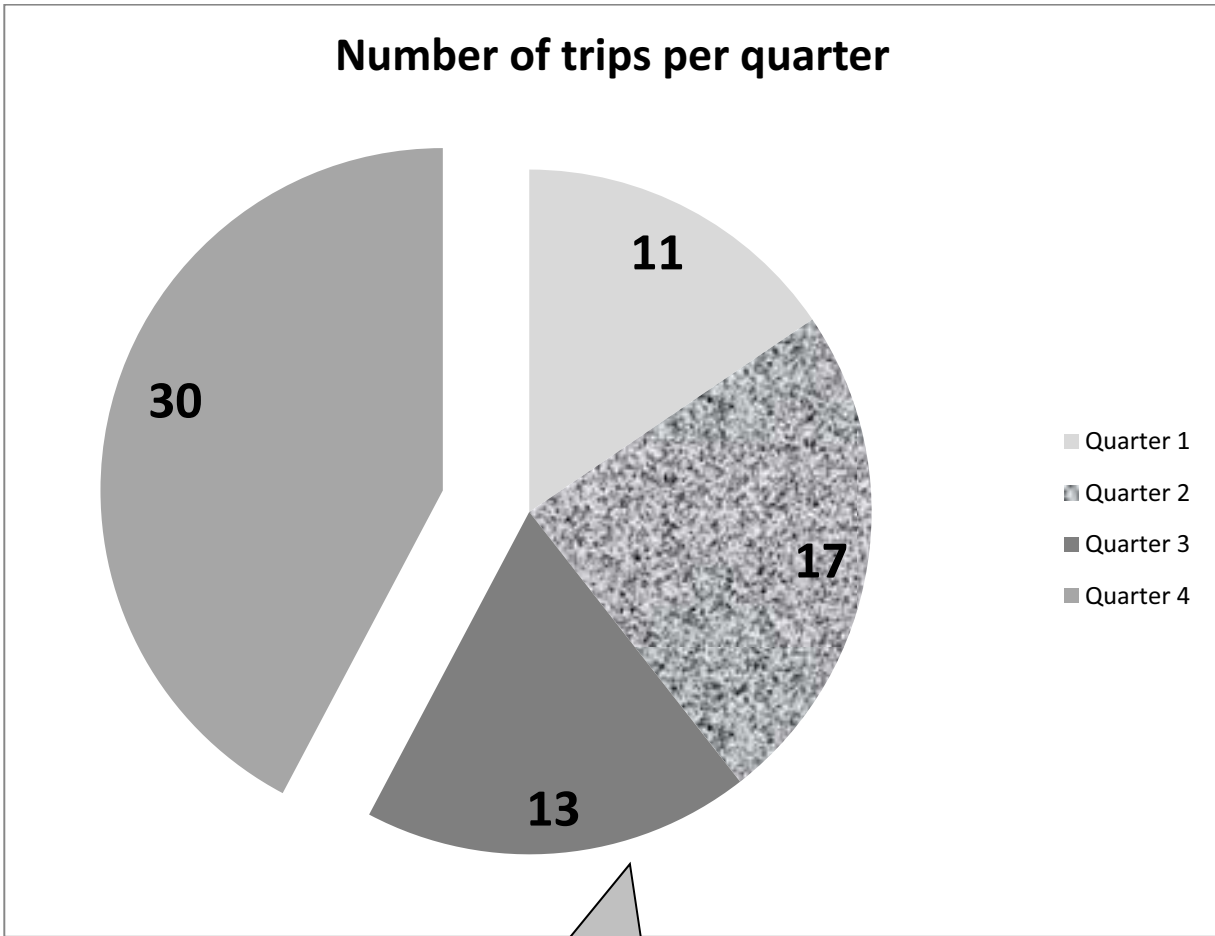


Chart	Pie	1 mark
Title	Appropriate	1 mark
Fill	Clear defined between segments	1 mark
	No colour used	1 mark
Legend	Present with 4 quarters	1 mark
Segments	Display values (not percentages)	1 mark
Extract	Largest segment	1 mark
Values	Correct	2 marks

Page 8	Mark Scheme	Syllabus	Paper
	IGCSE – May/June 2013	0417	32

Evidence document – Changed from:

```

h1 { color: reddy-green; font-family:
    Arial; font-size: mega big;
    text-align: centre }
h2 { color: darkish blue; font-family:
    Arial; font-size: biggish;
    text-align: left }
h3 { color: darkish blue; font-family:
    Arial; font-size: medium;
    text-align: centre }
li { color: black; font-family:
    Arial; font-size: middle;
    text-align: left;
    list-style-type: disc }
p { color: black; font-family:
    Arial; font-size: medium;
    text-align: left }
body { background_colour:
    brightish blue }

```

Stylesheet printed as screenshot		
Filename	'style' & cand number	1 mark
h1		
color	#FFFF00	1 mark
font-family	Trebuchet	1 mark
	,Arial	1 mark
	, sans-serif	1 mark
font-size	24pt	1 mark
text-align	center (US spelling)	1 mark
h2		
font-size	16pt	1 mark
text-align	right	1 mark
h2 & h3		
color	#0000CC	1 mark
h3		
text-align	center (US spelling)	1 mark
h3 & li & p		
font-size	12pt	1 mark

Screenshot showing

Filename

```

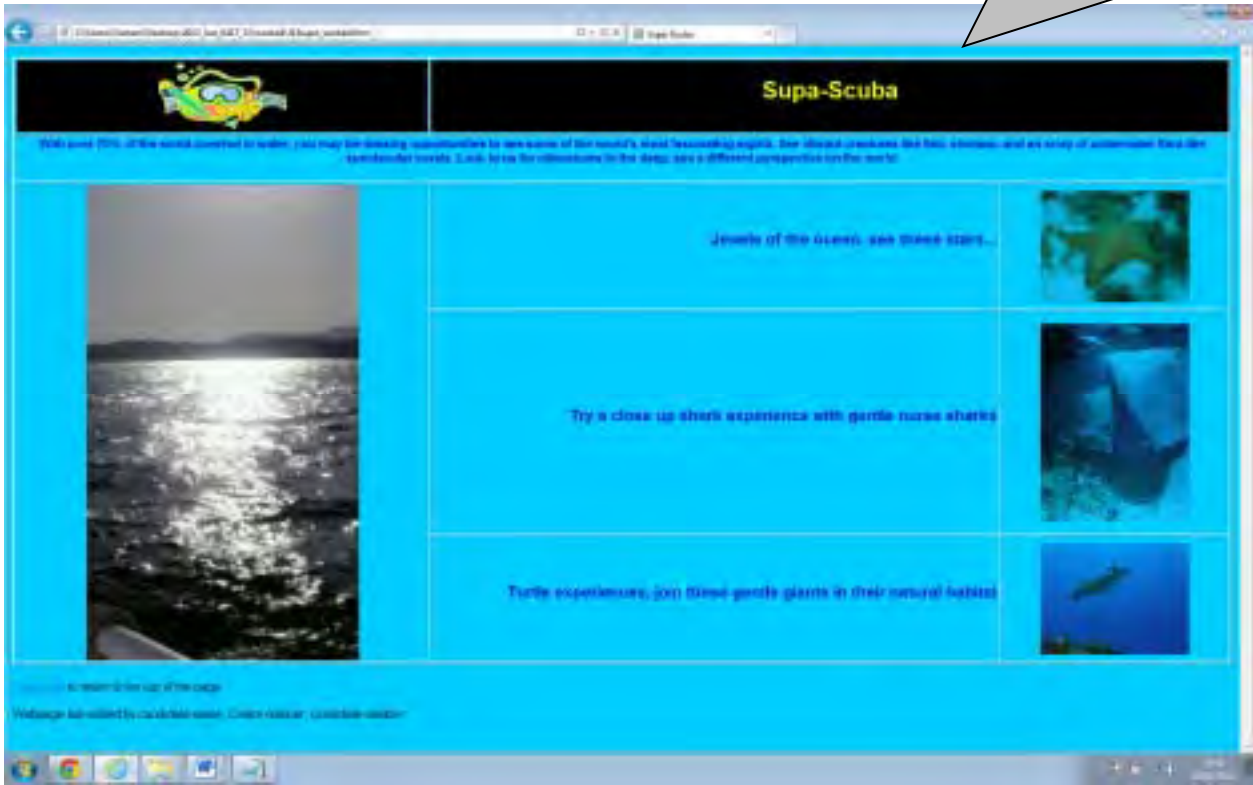
h1 { color: #FFFF00; font-family: Trebuchet, Arial, sans-serif; font-size:
24pt; text-align: center }
h2 { color: #0000CC; font-family: Arial; font-size: 16pt; text-align: right }
h3 { color: #0000CC; font-family: Arial; font-size: 12pt; text-align: center }
li { color: #000000; font-family: Arial; font-size: 12pt; text-align: left;
list-style-type: disc }
p { color: #000000; font-family: Arial; font-size: 12pt; text-align: left }
body { background_color: #00CCFF }

```

li		
text-align	left	1 mark
body		
hyphen	Changed from underscore	1 mark
color	Changed from colour	1 mark
color	#00CCFF	1 mark

Page 9	Mark Scheme	Browser	Cand details replaced text	1 mark
	IGCSE – May/		Logo top left cell	1 mark

Starfish – top right	1 mark
Shark – centre right	1 mark
Turtle – lower right	1 mark



Stylesheet	Correctly attached	1 mark
	Border 2	1 mark
	Width 100%	1 mark

```
<!doctype html public "-//w3c//dtd html4.01 transitional//en">
<html>
<head>
  <title>Supa-Scuba</title>
  <link rel=stylesheet type=text/css href="style9999.css">
</head>
<body><a name="top"></a>
<table border=2 cellspacing=2 cellpadding=2 width=100%>
  <tr valign=middle align=center bgcolor=#000000>
    <td></td>
    <td colspan=2>
      <h1>Supa-Scuba</h1></td></tr>
  <tr valign=middle align=center>
    <td colspan=3>
      <h3>With over 70% of the world covered in water, you may be missing
      opportunities to see some of the world's most fascinating sights. See vibrant
      creatures like fish, shrimps, and an array of underwater flora like spectacular
      corals. Look to us for adventures in the deep, see a different perspective on the
      world.</h3></td></tr>
  <tr valign=middle align=center>
    <td rowspan=3></td>
    <td>
      <h2> Jewels of the ocean, see these stars...</h2></td>
    <td></td></tr>
```

3 Images	Width set to 200	1 mark
	Aspect ratio maintained	1 mark

Page 10	Mark Scheme	Syllabus	Paper
	IGCSE – May/June 2013	0417	32

```

<tr valign=middle align=center>
  <td>
    <h2>Try a close up shark experience with gentle nurse sharks</h2></td>
  <td></td></tr>
<tr valign=middle align=center>
  <td>
    <h2>Turtle experiences, join these gentle giants in their natural
habitat</h2></td>
  <td></td></tr>
</table>
<p><a href=" #top">Click here</a> to return to the top of the page.</p>
<p>Webpage last edited by candidate name, Centre number, candidate number</p>
</body>
</html>

```