

Centre No.						Paper Reference						Surname	Initial(s)	
Candidate No.						4	3	7	5	/	0	1	Signature	

Paper Reference(s)

**4375/01**

# London Examinations IGCSE

## German

### Paper 1: Listening

Tuesday 23 November 2010 – Morning

Time: 30 minutes

(plus reading time of 5 minutes)

Examiner's use only

--	--	--

Team Leader's use only

--	--	--

Question Number	Leave Blank
Section A	
1	
2	
3	
Subtotal Section A	
Section B	
4/1	
4/2	
5/1	
5/2	
Subtotal Section B	
Total	

**Materials required for examination**

Nil

**Items included with question papers**

Nil

#### Instructions to Candidates

In the boxes above, write your centre number, candidate number, your surname, initials and signature. Check that you have the correct question paper.

Answer **ALL** the questions. Write your answers in the spaces provided in this question paper.

Do not use pencil. Use blue or black ink.

Dictionaries may **NOT** be used in this examination.

Some questions must be answered with a cross in a box (☒). If you change your mind about an answer, put a line through the box (☒) and then mark your new answer with a cross (☒).

#### Information for Candidates

The marks for individual questions and the parts of questions are shown in round brackets: e.g. (2).

There are 5 questions in this question paper. The total mark for this paper is 30.

There are 8 pages in this question paper. Any blank pages are indicated.

- You need not answer in full sentences.
- You will hear each extract twice.
- You may write while the tape is playing.
- After the second playing of each extract there will be a pause to give you time to write your answer.
- You have **5 minutes** to read through the paper before the tape is started. Turn over the next page **when you are told to do so**.

#### Advice to Candidates

You are reminded of the importance of clear presentation in your answers.

This publication may be reproduced only in accordance with Edexcel Limited copyright policy. ©2010 Edexcel Limited.

Printer's Log. No.  
**N37794A**

W850/U4375/57570 1/1/1/1




**Turn over**  
**edexcel**  
advancing learning, changing lives

SECTION A

1. Arbeit

Was machen diese Leute als Beruf? Tragen Sie den richtigen Buchstaben ein.

What job do these people do? Enter the correct letter in the box.



Beispiel	Max	C
(i)	Felix	
(ii)	Leon	
(iii)	Tim	
(iv)	David	
(v)	Lucas	

(Total 5 marks)

Q1










Leave blank

**2. Meine Familie**

Was sagen sie über ihre Familie? Kreuzen Sie an (☒).

What do they say about their family? Put a cross in the correct box (☒).

<b>A</b> 	<b>B</b> 	<b>C</b> 	<b>D</b> 
<b>E</b> 	<b>F</b> 	<b>G</b> 	

	A	B	C	D	E	F	G
<b>Beispiel</b> Elizabeth	<input type="checkbox"/>	<input type="checkbox"/>	<input checked="" type="checkbox"/>	<input type="checkbox"/>	<input type="checkbox"/>	<input type="checkbox"/>	<input type="checkbox"/>
(i) Daniel	<input type="checkbox"/>	<input type="checkbox"/>	<input type="checkbox"/>	<input type="checkbox"/>	<input type="checkbox"/>	<input type="checkbox"/>	<input type="checkbox"/>
(ii) Mimoza	<input type="checkbox"/>	<input type="checkbox"/>	<input type="checkbox"/>	<input type="checkbox"/>	<input type="checkbox"/>	<input type="checkbox"/>	<input type="checkbox"/>
(iii) Anja	<input type="checkbox"/>	<input type="checkbox"/>	<input type="checkbox"/>	<input type="checkbox"/>	<input type="checkbox"/>	<input type="checkbox"/>	<input type="checkbox"/>
(iv) Kevin	<input type="checkbox"/>	<input type="checkbox"/>	<input type="checkbox"/>	<input type="checkbox"/>	<input type="checkbox"/>	<input type="checkbox"/>	<input type="checkbox"/>
(v) Eric	<input type="checkbox"/>	<input type="checkbox"/>	<input type="checkbox"/>	<input type="checkbox"/>	<input type="checkbox"/>	<input type="checkbox"/>	<input type="checkbox"/>

(Total 5 marks)

Q2














Leave blank

### 3. Unterkunft

Was bietet das Hotel? Kreuzen Sie 5 Bilder an!

What does the hotel offer? Put a cross next to 5 pictures.

<b>Beispiel</b>  <input checked="" type="checkbox"/>	<b>A</b>  <input type="checkbox"/>	<b>B</b>  <input type="checkbox"/>
<b>C</b>  <input type="checkbox"/>	<b>D</b>  <input type="checkbox"/>	<b>E</b>  <input type="checkbox"/>
<b>F</b>  <input type="checkbox"/>	<b>G</b>  <input type="checkbox"/>	<b>H</b>  <input type="checkbox"/>
<b>I</b>  <input type="checkbox"/>	<b>J</b>  <input type="checkbox"/>	

(Total 5 marks)

Q3



SECTION B

Leave blank

4. Karneval

Teil 1

Paola spricht über Karneval in Deutschland. Was sagt sie? Füllen Sie die Tabelle auf Deutsch aus.

Paola is talking about carnival in Germany. What does she say? Complete the table in German.

Beispiel	Wo?	Köln
	Wann?	Februar
(a)	Für wie lange?	
(b)	Kleidung?	
(c)	Aktivität für den Donnerstag?	
(d)	Aktivität für den Montag?	

Q4/1

(Total 4 marks)



**Teil 2**

Paola spricht weiter. Kreuzen Sie die richtige Antwort an (☒).

Paola continues speaking. Put a cross in the correct box (☒).

**Beispiel:** Paola spricht weiter ...

(i)	... über Karneval.	<input checked="" type="checkbox"/>
(ii)	... über ihren Geburtstag.	<input type="checkbox"/>
(iii)	... über die Sommerferien.	<input type="checkbox"/>

(a) Karneval oder Fasching feiert man ...

(i)	... nur in Süddeutschland.	<input type="checkbox"/>
(ii)	... überall in Deutschland.	<input type="checkbox"/>
(iii)	... auch in anderen Ländern.	<input type="checkbox"/>

(b) An dem Dienstag um 12 Uhr nachts ...

(i)	... beginnt das Feiern.	<input type="checkbox"/>
(ii)	... endet die Karnevalszeit.	<input type="checkbox"/>
(iii)	... endet die Fastenzeit.	<input type="checkbox"/>

(c) Der Kölner Karneval ...

(i)	... ist bei allen Einwohnern sehr populär.	<input type="checkbox"/>
(ii)	... ist bei manchen Einwohnern populär.	<input type="checkbox"/>
(iii)	... ist bei keinem Einwohner populär.	<input type="checkbox"/>

**(Total 3 marks)**

Q4/2



Leave  
blank

## 5. Jugendliche im Internet

### Teil 1

Herr Meyer spricht über Computersucht unter Jugendlichen. Kreuzen Sie die 4 richtigen Sätze an (☒).

Herr Meyer is taking about computer addiction among young people. Put a cross next to the 4 correct statements (☒).

<b>Beispiel</b>	Herr Meyer spricht über Computersucht unter Jugendlichen.	<input checked="" type="checkbox"/>
(i)	Herr Meyer hat seine Schulklasse zum Thema Computer befragt.	<input type="checkbox"/>
(ii)	Computerspiele sind selten populär bei Jugendlichen.	<input type="checkbox"/>
(iii)	Jugendliche werden leider sehr leicht computersüchtig.	<input type="checkbox"/>
(iv)	Relativ wenige Jugendliche werden computersüchtig.	<input type="checkbox"/>
(v)	Einige sind süchtig geworden, vielleicht weil sie sehr lange am Computer sind.	<input type="checkbox"/>
(vi)	Für manche spielt die Schularbeit eine Nebenrolle.	<input type="checkbox"/>
(vii)	Alle Süchtigen surfen täglich mehr als achtzehn Stunden.	<input type="checkbox"/>
(viii)	Es ist fast unmöglich, heute ohne Internet zu leben.	<input type="checkbox"/>

(Total 4 marks)

Q5/1

7



Turn over

Leave  
blank

**Teil 2**

Herr Meyer spricht weiter. Machen Sie Notizen **auf Deutsch**.

Herr Meyer continues speaking. Make notes in **German**.

**Beispiel:**

**Problem 1:** ..... zu viel Zeit am Computer.

Lösung: ..... andere Hobbys.

(a) **Problem 2:** .....

Lösung: .....

(b) **Problem 3:** .....

Lösung: .....

Q5/2

(Total 4 marks)

**TOTAL FOR PAPER: 30 MARKS**

**END**

