



UNIVERSITY OF CAMBRIDGE INTERNATIONAL EXAMINATIONS
International General Certificate of Secondary Education

GEOGRAPHY

0460/01

Paper 1

May/June 2008

INSERT

1 hour 45 minutes

READ THESE INSTRUCTIONS FIRST

This Insert contains Photographs A, B and C for Question 2, Photograph D for Question 3 and Figs 8A and 8B for Question 5.

This document consists of **5** printed pages and **3** blank pages.



Photograph A for Question 2



Photograph B for Question 2



Photograph C for Question 2



Photograph D for Question 3



Fig. 8A for Question 5

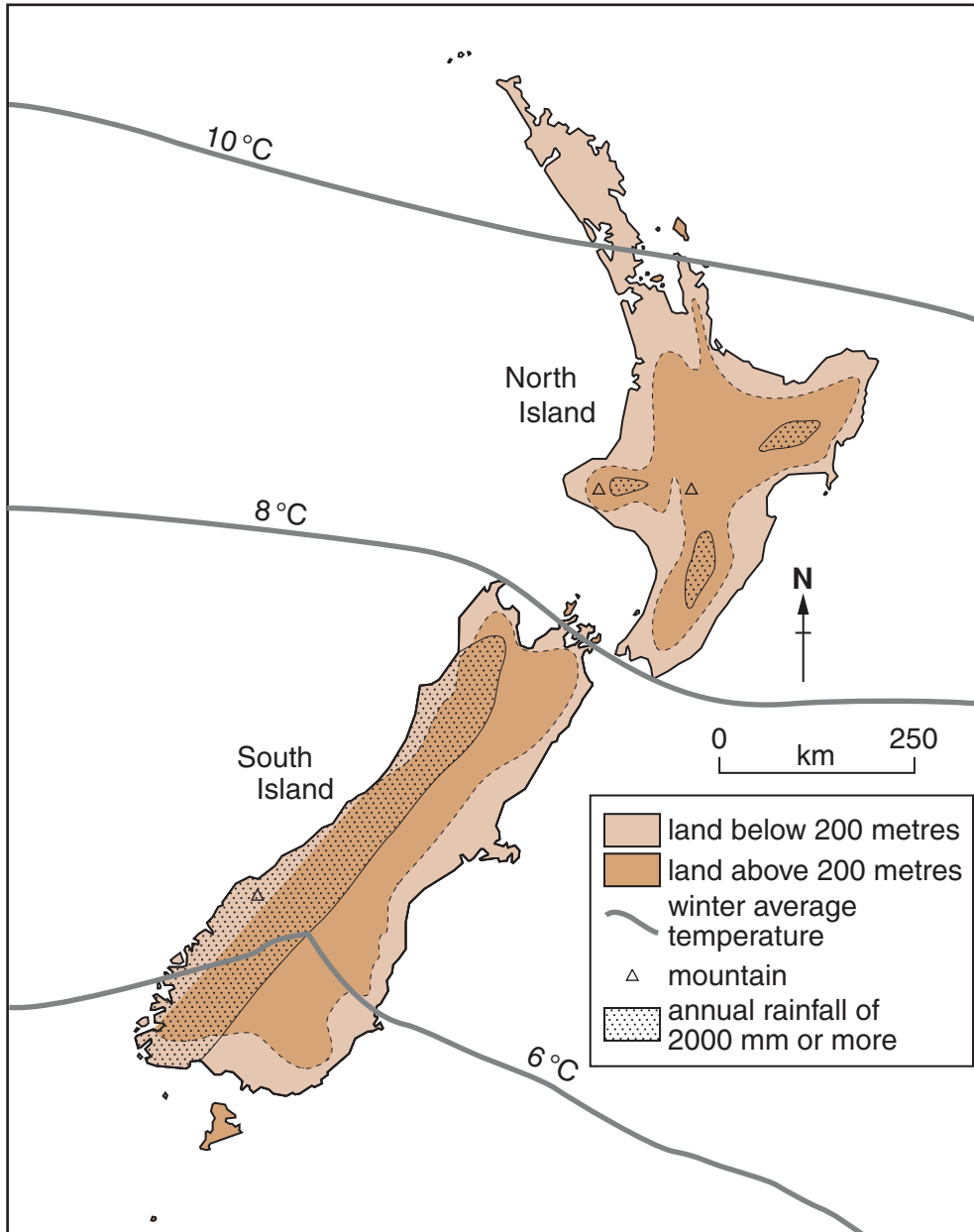
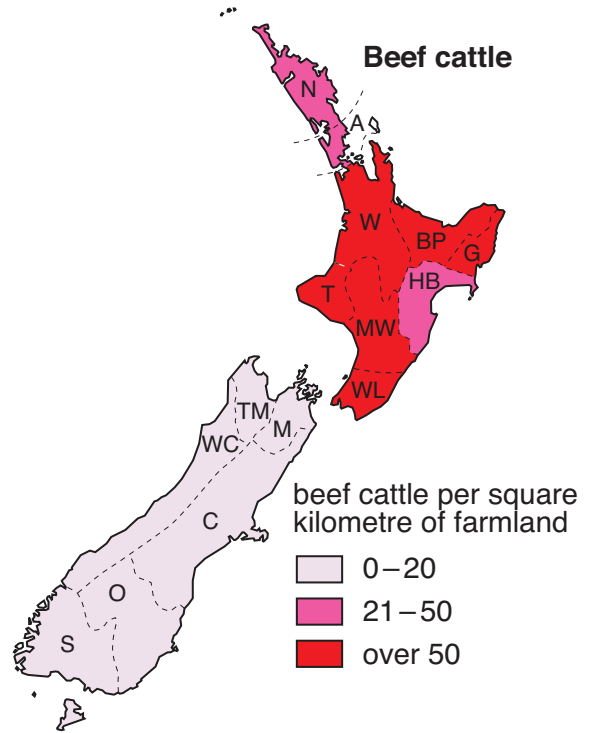
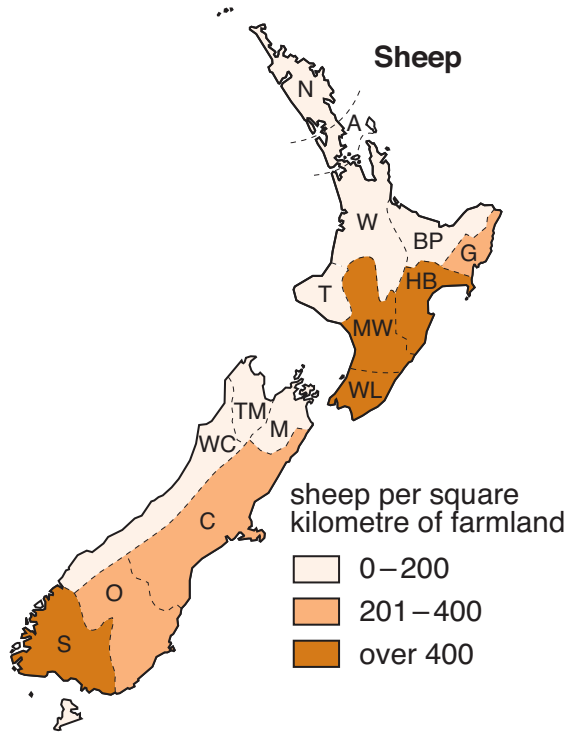


Fig. 8B for Question 5



Key to regions	
Region	
Northland (N)	
Auckland (A)	
Waikato (W)	
Bay of Plenty (BP)	
Gisbourne (G)	
Hawke's Bay (HB)	
Taranaki (T)	
Manawatu-Wanganui (MW)	
Wellington (WL)	
Tasman (TM)	
Marlborough (M)	
West Coast (WC)	
Canterbury (C)	
Otago (O)	
Southland (S)	

