

Please check the examination details below before entering your candidate information

Candidate surname

Other names

**Pearson Edexcel  
International GCSE**

Centre Number

--	--	--	--	--

Candidate Number

--	--	--	--	--

**Time** 1 hour 30 minutes

**Paper  
reference**

**4EC1/01**

**Economics**

**Level 1/2**

**PAPER 1: Microeconomics and Business Economics**

**You do not need any other materials.**

Total Marks

### Instructions

- Use **black** ink or ball-point pen.
- **Fill in the boxes** at the top of this page with your name, centre number and candidate number.
- Answer **all** questions.
- Answer the questions in the spaces provided – *there may be more space than you need.*
- Calculators may be used.
- You are advised to **show all your working out** with **your answer clearly identified** at the **end of your solution**.

### Information

- The total mark for this paper is 80.
- The marks for **each** question are shown in brackets – *use this as a guide as to how much time to spend on each question.*

### Advice

- Read each question carefully before you start to answer it.
- Try to answer every question.
- Check your answers if you have time at the end.
- Good luck with your examination.

Turn over ►

P65896A

©2021 Pearson Education Ltd.

1/1/1/1/1/



Pearson

Answer ALL questions. Write your answers in the spaces provided.

Some questions must be answered with a cross in a box . If you change your mind about an answer, put a line through the box  and then mark your new answer with a cross .

- 1 (a) Which **one** of the following does a point on a production possibility curve (PPC) represent? (1)
- A Where capital goods should be produced
  - B How the production of all goods can be increased
  - C Government revenue from production
  - D A given amount of resources being fully employed

Andreas is a plumber. Unlike his competitors, he is prepared to work at the weekend. However, he charges customers 50% more for his services at the weekend.

- (b) Which **one** of the following describes this economic assumption? (1)
- A Businesses aim to maximise their profit
  - B Producers may complete charitable work
  - C Consumers sometimes copy others' behaviour
  - D Governments try to increase the number of days worked

- (c) What is meant by the term economies of scale? (2)

.....

.....

.....

.....

.....

.....

DO NOT WRITE IN THIS AREA

DO NOT WRITE IN THIS AREA

DO NOT WRITE IN THIS AREA



DO NOT WRITE IN THIS AREA

DO NOT WRITE IN THIS AREA

DO NOT WRITE IN THIS AREA

(d) State **one** example of a factor of production that can be classified as land.

(1)

.....

.....

.....

(e) Define the term monopoly.

(1)

.....

.....

.....

Alfie provides a dog-walking service to dog owners in his local area. After a successful first year he increased prices by 1.5% and quantity demanded fell by 1.1%.

(f) Calculate, to two decimal places, the **price elasticity of demand (PED)** for Alfie's dog-walking service. You are advised to show your working.

(2)

.....

.....

.....

.....

.....

.....



(g) Using the diagram below, draw the likely effects on the market for cars of the introduction of more effective technology in production. Label the new curve, the new equilibrium price and the new equilibrium quantity.

(3)

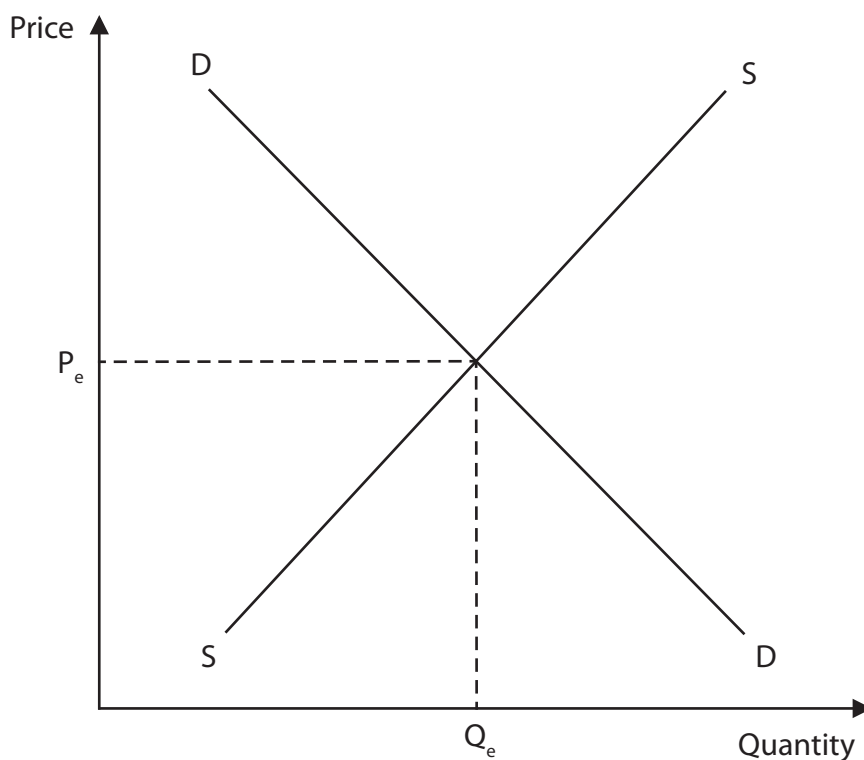


Figure 1

In 2015, the school-leaving age in England was raised from 16 to 18.

(h) Explain **one** possible effect on the supply of labour of the school-leaving age being raised.

(3)

.....

.....

.....

.....

.....

.....

.....

.....

.....

.....





- 2 (a) Which **one** of the following products has a price inelastic demand? (1)

	Product	Price elasticity of demand (PED)
<input type="checkbox"/> A	W	-1.5
<input type="checkbox"/> B	X	-1
<input type="checkbox"/> C	Y	-0.5
<input type="checkbox"/> D	Z	1

- (b) Which **one** of the following is the formula for calculating average cost? (1)

- A  $\frac{\text{Total fixed cost}}{\text{Quantity produced}}$
- B  $\frac{\text{Total revenue}}{\text{Quantity produced}}$
- C  $\frac{\text{Total cost}}{\text{Quantity produced}}$
- D  $\frac{\text{Total variable cost}}{\text{Quantity produced}}$

- (c) State **one** reason why governments intervene in the economy. (1)

.....

.....

.....



Figure 2 shows selected financial data of a firm selling shoes.

	<b>Cost/Revenue per pair of shoes (\$)</b>
Selling price	89
Raw materials	17
Labour	35

**Figure 2**

(d) Calculate the **profit or loss** for the firm for each pair of shoes. You are advised to show your working.

(2)

.....

.....

.....

.....

.....

.....

Governments can use fines to deal with externalities.

(e) Define the term fine.

(1)

.....

.....

.....



(f) Describe **one** benefit to consumers of privatisation.

(2)

.....

.....

.....

.....

.....

.....

Microsoft has a patent on a number of its technological designs.

(g) Explain **one** reason why Microsoft might have patents on its designs.

(3)

.....

.....

.....

.....

.....

.....

.....

.....

.....

.....





DO NOT WRITE IN THIS AREA

DO NOT WRITE IN THIS AREA

DO NOT WRITE IN THIS AREA

Fast food restaurants around the world use division of labour during the production of food and drinks. Employees are given different tasks. Burgers are fried before being placed in a bread 'bun'. Chopped lettuce and tomatoes are then added. Potatoes are also peeled and sliced in order to make fries.

(h) With reference to the data above and your knowledge of economics, assess whether a firm, such as a fast food restaurant, always benefits from using division of labour.

(9)

Area with horizontal dotted lines for writing the answer to question (h).



DO NOT WRITE IN THIS AREA

DO NOT WRITE IN THIS AREA

DO NOT WRITE IN THIS AREA

(Total for Question 2 = 20 marks)



- 3 (a) Which **one** of the following factors may cause a shift of the demand curve? (1)
- A Costs of production
  - B Demographic changes
  - C Subsidies
  - D Changes in price

- (b) Which **one** of the following is an example of an external cost? (1)
- A Healthcare
  - B Litter
  - C Rent
  - D Weather

- (c) On the blank pie chart below, draw and label the appropriate sizes of the primary (P), secondary (S) and tertiary (T) sectors for a developing economy such as Haiti. (3)

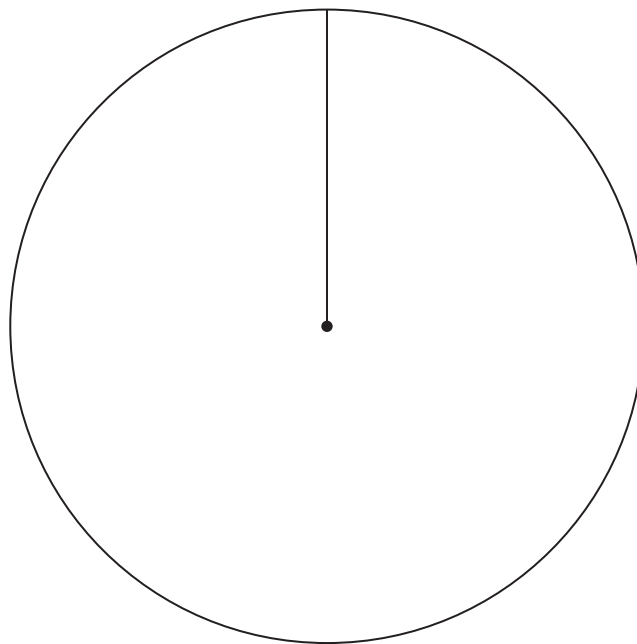


Figure 3





DO NOT WRITE IN THIS AREA

DO NOT WRITE IN THIS AREA

DO NOT WRITE IN THIS AREA

Handwriting practice area with 15 horizontal dotted lines.



DO NOT WRITE IN THIS AREA

DO NOT WRITE IN THIS AREA

DO NOT WRITE IN THIS AREA

Public universities in Norway do not charge students any tuition fees. Education is funded by the government. In recent years Norway has spent more on education than any other country as a percentage of GDP. Norway also has one of the lowest rates of unemployment in the world.

(e) With reference to the data above and your knowledge of economics, assess the benefits to Norway of the government funding all education.

(9)

Area with horizontal dotted lines for writing the answer.



DO NOT WRITE IN THIS AREA

DO NOT WRITE IN THIS AREA

DO NOT WRITE IN THIS AREA

(Total for Question 3 = 20 marks)



P 6 5 8 9 6 A 0 1 5 2 4

4 Figure 5 shows the population in Austria in the years 2000, 2008 and 2018.

Year	Population
2000	8,069,276
2008	8,341,532
2018	8,891,388

(Source adapted from: <https://worldpopulationreview.com/countries/austria-population/>)

**Figure 5**

(a) Calculate, to two decimal places, the **percentage change in the population** in Austria between 2000 and 2018. You are advised to show your working.

(2)

.....

.....

.....

.....

.....

.....



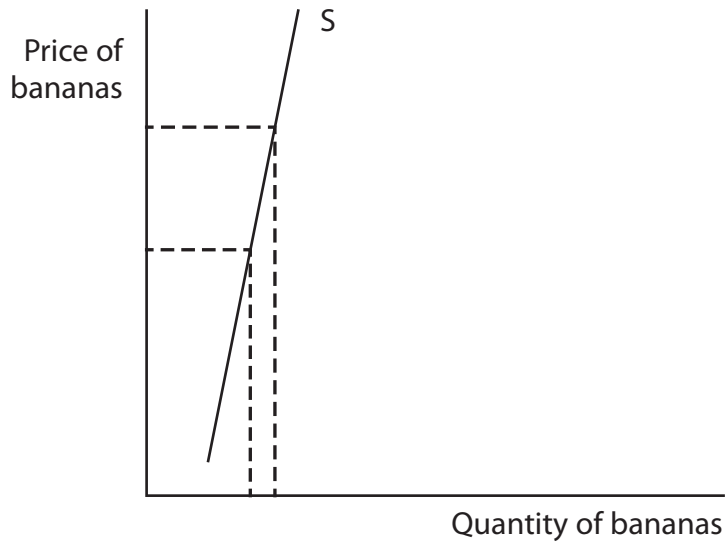


DO NOT WRITE IN THIS AREA

DO NOT WRITE IN THIS AREA

DO NOT WRITE IN THIS AREA

Figure 6 shows the price elasticity of supply (PES) of bananas.



**Figure 6**

(b) With reference to the data above and your knowledge of economics, analyse how the quantity supplied of bananas might be affected by an increase in price.

(6)

.....

.....

.....

.....

.....

.....

.....

.....

.....

.....

.....

.....

.....

.....

.....

.....

.....

.....

.....

.....

.....

.....

.....



DO NOT WRITE IN THIS AREA

DO NOT WRITE IN THIS AREA

DO NOT WRITE IN THIS AREA

Blank writing area with horizontal dotted lines.



## Monthly Spanish minimum wage increases

In 2019, the monthly minimum wage in Spain increased by the largest percentage in over 40 years. It rose by around 22% compared to only a 4% rise the previous year. It was part of an annual review with a focus on 'making Spain great again'. The Spanish Prime Minister said that, 'A rich country should not have poor workers'.



**Figure 7**

- (c) With reference to the data above and your knowledge of economics, evaluate whether an increase in the minimum wage would benefit an economy such as Spain.

(12)

.....

.....

.....

.....

.....

.....

.....

.....

.....

.....

.....

.....

.....

.....

.....

.....

.....

.....

.....

.....

.....

.....

.....



DO NOT WRITE IN THIS AREA

DO NOT WRITE IN THIS AREA

DO NOT WRITE IN THIS AREA

Blank writing area with horizontal dotted lines.



DO NOT WRITE IN THIS AREA

DO NOT WRITE IN THIS AREA

DO NOT WRITE IN THIS AREA

Handwriting practice area with 15 horizontal dotted lines.

**(Total for Question 4 = 20 marks)**

**TOTAL FOR PAPER = 80 MARKS**



DO NOT WRITE IN THIS AREA

DO NOT WRITE IN THIS AREA

DO NOT WRITE IN THIS AREA

**BLANK PAGE**



DO NOT WRITE IN THIS AREA

DO NOT WRITE IN THIS AREA

DO NOT WRITE IN THIS AREA

**BLANK PAGE**



DO NOT WRITE IN THIS AREA

DO NOT WRITE IN THIS AREA

DO NOT WRITE IN THIS AREA

**BLANK PAGE**

