



UNIVERSITY OF CAMBRIDGE INTERNATIONAL EXAMINATIONS
International General Certificate of Secondary Education

CANDIDATE
NAME

CENTRE
NUMBER

--	--	--	--	--

CANDIDATE
NUMBER

--	--	--	--	--

* 7 1 9 7 1 7 8 8 7 4 *

COMBINED SCIENCE

0653/03

Paper 3 (Extended)

October/November 2009

1 hour 15 minutes

Candidates answer on the Question Paper.

No Additional Materials are required.

READ THESE INSTRUCTIONS FIRST

Write your Centre number, candidate number and name on all the work you hand in.

Write in dark blue or black pen.

You may use a soft pencil for any diagrams, graphs, tables or rough working.

Do not use staples, paper clips, highlighters, glue or correction fluid.

DO NOT WRITE IN ANY BARCODES.

Answer **all** questions.

A copy of the Periodic Table is printed on page 20.

At the end of the examination, fasten all your work securely together.

The number of marks is given in brackets [] at the end of each question or part question.

For Examiner's Use	
1	
2	
3	
4	
5	
6	
7	
8	
9	
Total	

This document consists of **20** printed pages.



1 Fig. 1.1 shows a transverse section of part of a leaf. The arrows show water movement.

For
Examiner's
Use

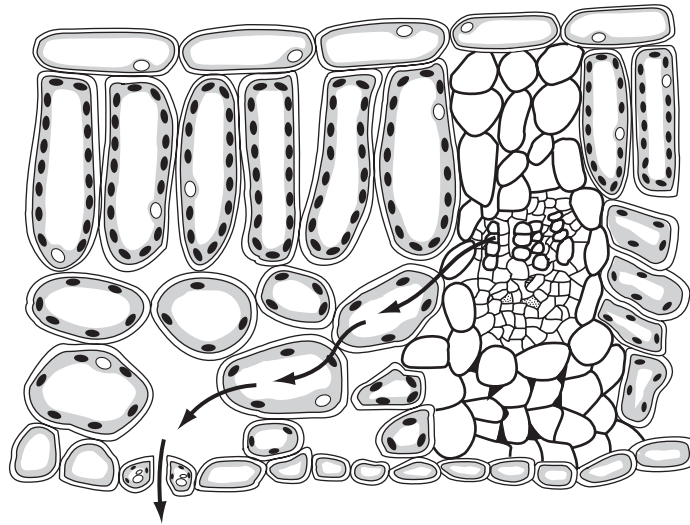


Fig. 1.1

(a) (i) On Fig. 1.1, label a palisade cell, using a label line. [1]

(ii) Explain why palisade cells need a good supply of water.

.....

 [2]

(b) (i) Name the type of cell that transports water from the roots to a leaf. [1]

.....

(ii) Name the process by which water moves from one plant cell to another, as it moves across the leaf. [1]

.....

(c) The loss of water vapour from the leaf to the air is called transpiration.

*For
Examiner's
Use*

(i) Describe and explain how temperature affects the rate of transpiration.

.....
.....
.....
.....
..... [3]

(ii) Explain why temperature also affects the rate at which water is transported up to the leaves from the roots.

.....
.....
..... [2]

- 2 Radiation can be used to monitor the thickness of paper in a paper mill.

Fig. 2.1 shows a radiation detector connected to a control unit. This sends messages to machines that adjust the gap between the rollers.

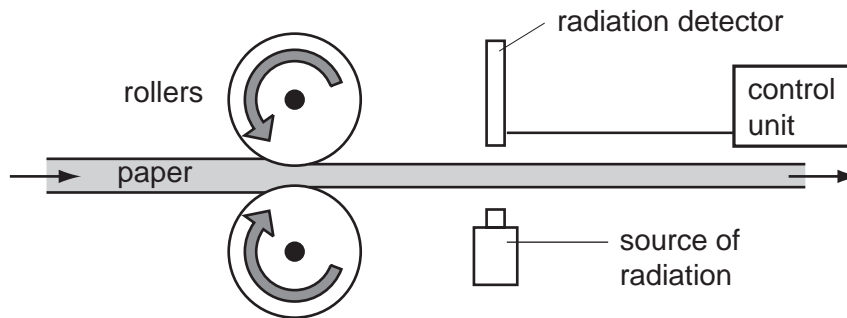


Fig. 2.1

- (a) The following sentences describe what happens if the paper sheet produced is too thin.

The sentences are in the wrong order.

- A The gap between the rollers is increased.
- B The paper sheet is now rolled a little thicker.
- C A signal goes from the detector to the control unit.
- D The paper sheet absorbs less beta radiation so more reaches the detector.

Arrange the sentences in the correct order.



[2]

- (b) Explain why an alpha radiation source **cannot** be used to monitor the thickness of the paper sheet.

.....
 [1]

- (c) Table 2.1 shows the half-life and type of radiation given out by four different radioactive isotopes.

For
Examiner's
Use

Table 2.1

radioactive isotope	half-life / days	radiation given out
bismuth-210	5.0	beta
polonium-210	138.0	alpha and gamma
radon-222	3.8	alpha
iodine-131	8.0	beta and gamma

- (i) A sample of each isotope has the same count rate today. Which sample will have the highest count rate one month from today?

Explain your answer.

.....

 [2]

- (ii) Which isotopes in the table give out radiation that is the most ionising?

Explain your answer.

.....

 [2]

- 3 (a) Erupting volcanoes release a plume into the air, containing many gases.

For
Examiner's
Use

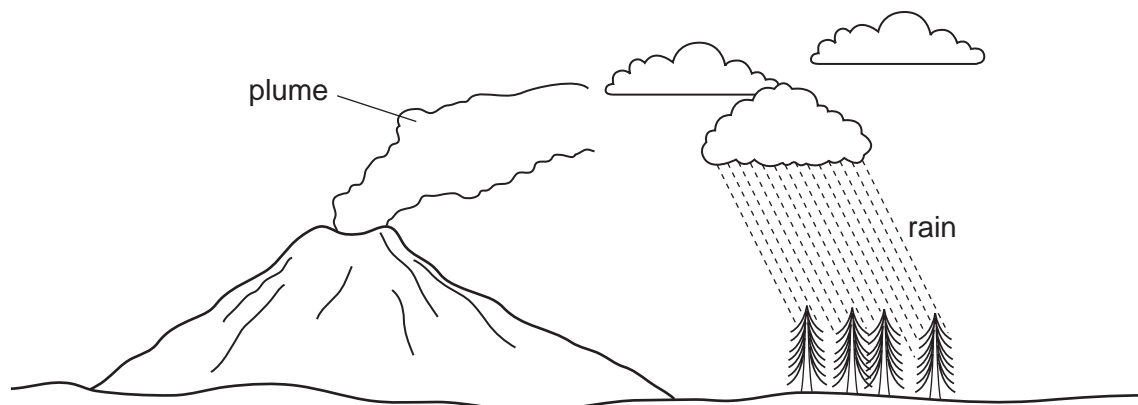


Table 3.1 shows some of the gases released by three volcanoes **A**, **B** and **C**.

Table 3.1

gas in plume	% of each gas in the plume		
	volcano A	volcano B	volcano C
H ₂ O	37.1	77.2	97.1
CO ₂	48.9	11.3	1.44
SO ₂	11.8	8.34	0.50
H ₂	0.49	1.39	0.70
CO	1.51	0.44	0.01

- (i) Explain why hydrogen is an element and the other gases are compounds.

.....

 [2]

- (ii) The plume from volcano **A** could be much more damaging to plant life than the plumes from the other volcanoes.

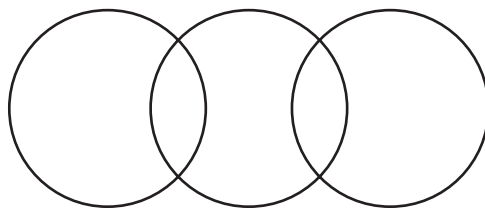
Use the information in Table 3.1 to explain why.

.....

 [3]

(b) (i) Complete the bonding diagram below to show

- the chemical symbols of the elements in a molecule of carbon dioxide,
- the arrangement of the outer electrons in each atom.



[2]

(ii) Use information in the Periodic Table on page 20 to calculate the relative molecular mass of sulfur dioxide.

Show your working.

..... [1]

(c) The air also contains noble gases, such as argon, which are very unreactive.

Draw a diagram of an argon atom showing how all of the electrons are arranged.

[2]

4 The enzyme amylase is present in saliva. It helps to digest starch in the mouth.

(a) (i) Name the substance that is produced when amylase digests starch.

..... [1]

(ii) State **one** part of the alimentary canal, other than the mouth, where amylase digests starch.

..... [1]

(b) There is a rare allele of the gene that is responsible for the production of amylase. A person with only one copy of this allele still produces amylase. However, a person with two copies of the allele does not produce amylase.

(i) State how this information shows that this allele is recessive.

.....
..... [1]

(ii) Explain why a person with two copies of this allele would not be able to obtain energy from any starch in their diet.

.....
.....
.....
..... [3]





(iii) Complete the genetic diagram to show how two people who both produce amylase can have a child who does not produce amylase.

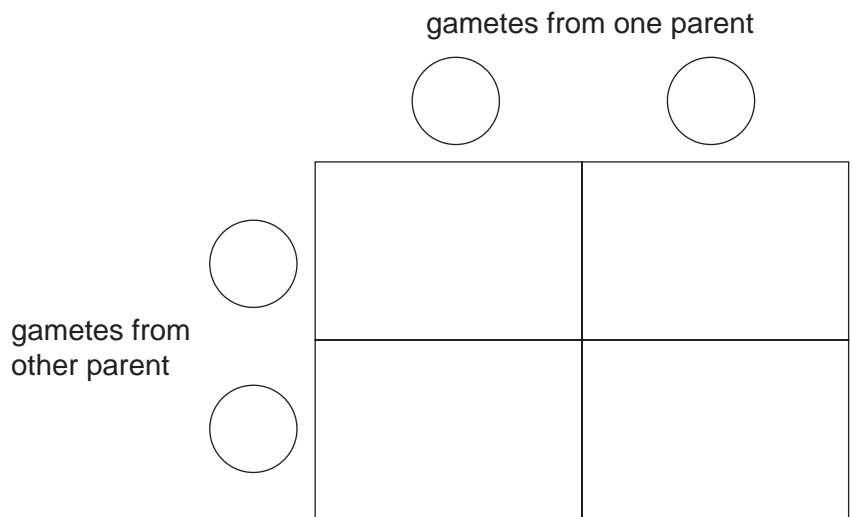
*For
Examiner's
Use*

Use the symbol **A** for the dominant allele and **a** for the recessive allele.

phenotypes of parents produces amylase produces amylase

genotypes of parents **Aa**

gametes  and   and 



[4]

- 5 A student uses dilute hydrochloric acid to test four pieces of rock, **W**, **X**, **Y** and **Z**. She allows some of the acid to fall onto the samples and observes what happens.

For
Examiner's
Use

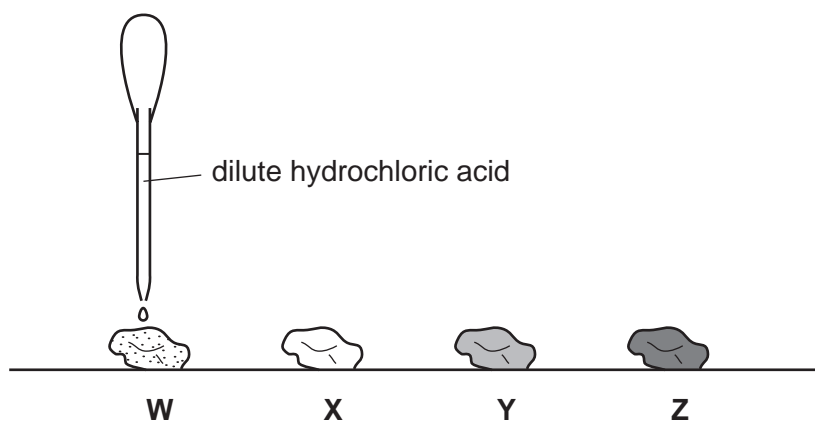


Fig. 5.1

The appearance of the rock samples before hydrochloric acid was added is shown in Table 5.1.

Table 5.1

rock	appearance
W	light grey
X	white
Y	green
Z	dark grey

- (a) (i) Describe what the student will observe if the rock she is testing with acid contains a carbonate.

..... [1]

- (ii) Suggest and explain which of the rock samples, **W**, **X**, **Y** or **Z**, contains a compound of a transition metal.

.....
..... [1]

- (b) Copper metal can be extracted from copper carbonate in two stages, as shown in Fig. 5.2.

For
Examiner's
Use

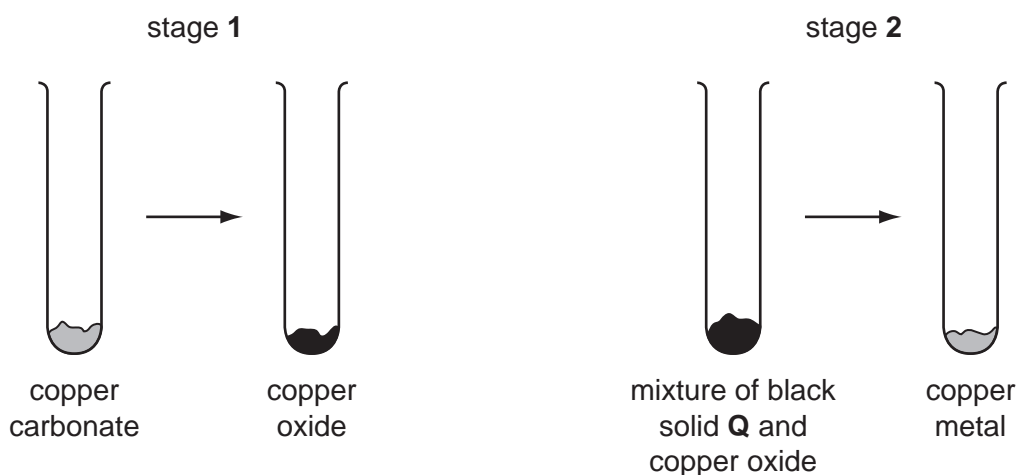


Fig. 5.2

- (i) The reaction in stage 1 occurs when copper carbonate is heated strongly.


Suggest the word equation for the reaction.

..... [1]

- (ii) Solid Q is a non-metallic element.

Suggest the identity of this element. [1]

- (iii) Using your answer to (ii) complete and balance the symbolic equation for the reaction in stage 2.



[2]

- (iv) The compound copper oxide contains copper ions.

State whether copper ions must gain or lose electrons in order to be converted into copper atoms.

Explain your answer.

.....

 [2]

(c) Copper metal can also be made from copper oxide by a different method.

Fig. 5.3 shows some of the reactants and products involved.

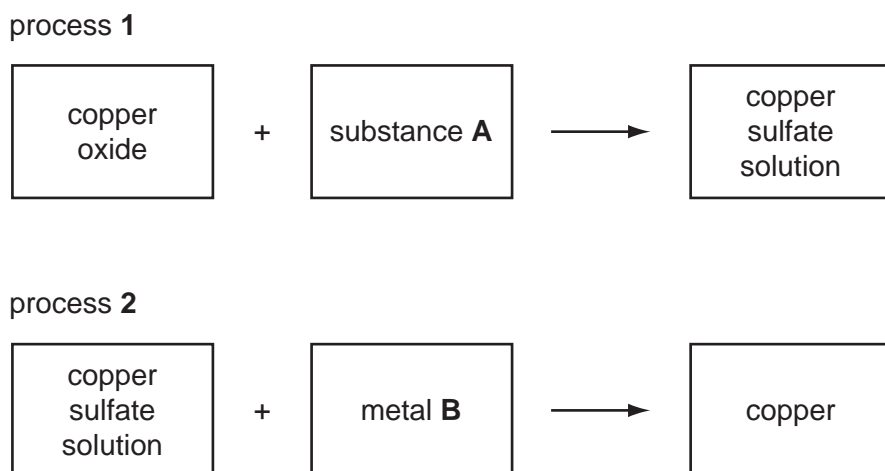


Fig. 5.3

- (i) Suggest the name of substance **A**. [1]
- (ii) Suggest the name of metal **B**. [1]
- (iii) Name the type of chemical change which occurs in process 2.
..... [1]
- (iv) Explain why copper is formed in process 2.
.....
..... [1]

For
Examiner's
Use

- 6 A motorcyclist begins a journey on his motorcycle. The motorcycle starts from rest and stops at a road junction after 80 seconds. The motorcycle then moves off again and completes the journey.

For
Examiner's
Use

(a) Fig 6.1 shows the motion of the motorcycle.

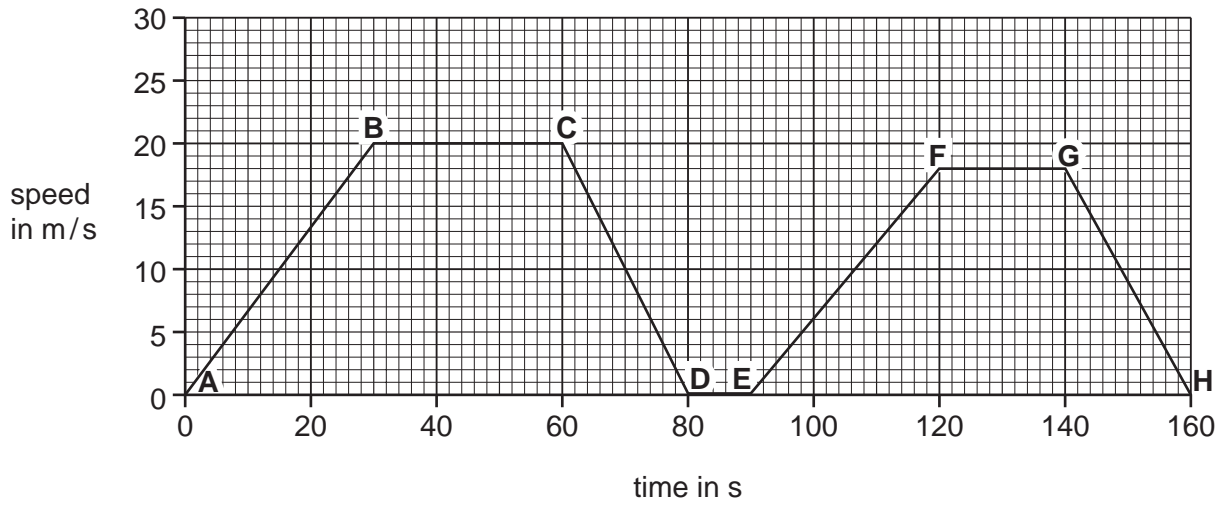


Fig. 6.1

- (i) From the start of the journey, how long did it take the motorcyclist to reach a speed of 10 m/s?

..... [1]

- (ii) For how long was the motorcyclist travelling at a steady speed of 20 m/s?

..... [1]

- (iii) During which two parts of the journey was the motorcyclist slowing down?

from to

and from to [1]

- (iv) Use Fig. 6.1 to show how far the motorcyclist travelled between 0 seconds and 80 seconds.

Show your working.


..... [2]

(b) Describe the motion of the moving motorcycle if the total frictional force it experiences is the same as the force produced by the engine.

Explain your answer.

.....
..... [2]

(c) Explain in terms of centre of mass why a stationary motorcycle is very unstable.



.....
.....
.....
.....
.....
..... [3]

(d) The motorcycle has two lamps connected in a parallel circuit shown in Fig. 6.2.

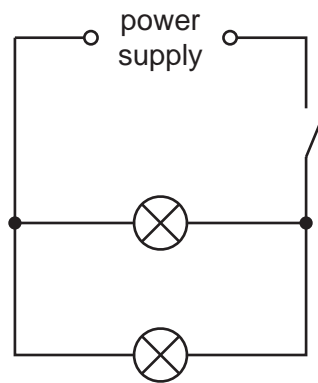


Fig. 6.2

One lamp when lit has a resistance of $1\ \Omega$. The other lamp when lit has a resistance of $2\ \Omega$.

Calculate the combined resistance of the two lamps.

State the formula that you use and show your working.


formula

working

..... [3]

7 In some countries in south-east Asia, large areas of tropical rainforest have been cut down to clear the land. The land has then been planted with oil-palm trees.

For
Examiner's
Use



(a) Explain how cutting down tropical rainforest may affect each of the following.

(i) soil erosion

.....
.....
..... [2]

(ii) species diversity

.....
.....
..... [2]

(b) Rats can become serious pests in oil-palm plantations. The rats damage the crops obtained from the oil-palms.

(i) The rats can be controlled by putting down poison for them to eat.

Suggest two disadvantages, other than the cost of the poison, of this method of control.

1

.....

2

..... [2]

(ii) An alternative method of controlling the rats is to encourage owls to nest in the oil-palms by providing them with nest boxes. Owls are predators of rats.

Suggest **one** disadvantage of this method of control.

.....

..... [1]

- 8 (a) Fig. 8.1 shows an aluminium saucepan on a cooker. Vegetables are being cooked in boiling water in the pan.




Fig. 8.1

State how the energy passes from the hot cooker through the base of the saucepan in to the water inside.

..... [1]

- (b) Fig. 8.2 shows a block of aluminium which has a mass of 540 g.

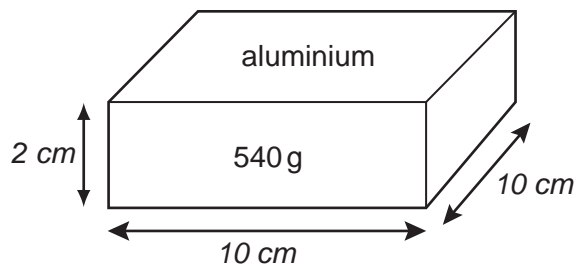


Fig. 8.2

Calculate the density of the block.

Show your working.

..... [3]

- (c) Describe how you would find the volume of an irregularly shaped object such as a carrot. You may draw a diagram if it helps your answer.

For
Examiner's
Use

.....
..... [2]

- 9 Poly(ethene) is a compound used in making plastics. Poly(ethene) is a polymer made from the monomer, ethene (C_2H_4).

- (a) Describe how ethene molecules react to form poly(ethene). In your answer include a diagram showing the displayed (graphical) formulae of **two** ethene molecules and how these are changed during the reaction.

.....
.....
..... [3]

- (b) Describe and explain what is observed when gaseous ethene is bubbled through a solution of bromine.

.....
.....
..... [2]

DATA SHEET
The Periodic Table of the Elements

		Group																																								
		I	II	III	IV	V	VI	VII	0																																	
		1 H Hydrogen 1																																								
7 Li Lithium 3	9 Be Beryllium 4																																									
23 Na Sodium 11	24 Mg Magnesium 12																																									
39 K Potassium 19	40 Ca Calcium 20	45 Sc Scandium 21	48 Ti Titanium 22	51 V Vanadium 23	52 Cr Chromium 24	55 Mn Manganese 25	56 Fe Iron 26	59 Co Cobalt 27	59 Ni Nickel 28	64 Cu Copper 29	65 Zn Zinc 30	70 Ga Gallium 31	73 Ge Germanium 32	75 As Arsenic 33	79 Se Selenium 34	80 Br Bromine 35	84 Kr Krypton 36																									
85 Rb Rubidium 37	88 Sr Strontium 38	89 Y Yttrium 39	91 Zr Zirconium 40	93 Nb Niobium 41	96 Mo Molybdenum 42	101 Ru Ruthenium 44	106 Pd Palladium 46	108 Ag Silver 47	112 Cd Cadmium 48	115 In Indium 49	119 Sn Tin 50	122 Sb Antimony 51	128 Te Tellurium 52	127 I Iodine 53	131 Xe Xenon 54																											
133 Cs Caesium 55	137 Ba Barium 56	139 La Lanthanum 57	178 Hf Hafnium 72	181 Ta Tantalum 73	184 W Tungsten 74	190 Os Osmium 76	195 Pt Platinum 78	197 Au Gold 79	201 Hg Mercury 80	204 Tl Thallium 81	207 Pb Lead 82	209 Bi Bismuth 83	210 Po Polonium 84	210 At Astatine 85	222 Rn Radon 86																											
226 Ra Radium 88	227 Ac Actinium 89																																									
		*58-71 Lanthanoid series																																								
		†90-103 Actinoid series																																								
		<table border="1" style="width: 100%; border-collapse: collapse; text-align: center;"> <tr> <td style="width: 5%;"></td> <td style="width: 5%;"></td> <td style="width: 10%;">140 Ce Cerium 58</td> <td style="width: 10%;">141 Pr Praseodymium 59</td> <td style="width: 10%;">144 Nd Neodymium 60</td> <td style="width: 10%;">150 Sm Samarium 62</td> <td style="width: 10%;">152 Eu Europium 63</td> <td style="width: 10%;">157 Gd Gadolinium 64</td> <td style="width: 10%;">159 Tb Terbium 65</td> <td style="width: 10%;">162 Dy Dysprosium 66</td> <td style="width: 10%;">165 Ho Holmium 67</td> <td style="width: 10%;">167 Er Erbium 68</td> <td style="width: 10%;">169 Tm Thulium 69</td> <td style="width: 10%;">173 Yb Ytterbium 70</td> <td style="width: 10%;">175 Lu Lutetium 71</td> </tr> <tr> <td style="width: 5%;"></td> <td style="width: 5%;"></td> <td style="width: 10%;">232 Th Thorium 90</td> <td style="width: 10%;">238 Pa Protactinium 91</td> <td style="width: 10%;">238 U Uranium 92</td> <td style="width: 10%;">238 Np Neptunium 93</td> <td style="width: 10%;">238 Pu Plutonium 94</td> <td style="width: 10%;">238 Am Americium 95</td> <td style="width: 10%;">238 Cm Curium 96</td> <td style="width: 10%;">238 Bk Berkelium 97</td> <td style="width: 10%;">238 Cf Californium 98</td> <td style="width: 10%;">238 Es Einsteinium 99</td> <td style="width: 10%;">238 Fm Fermium 100</td> <td style="width: 10%;">238 Md Mendelevium 101</td> <td style="width: 10%;">238 No Nobelium 102</td> <td style="width: 10%;">238 Lr Lawrencium 103</td> </tr> </table>												140 Ce Cerium 58	141 Pr Praseodymium 59	144 Nd Neodymium 60	150 Sm Samarium 62	152 Eu Europium 63	157 Gd Gadolinium 64	159 Tb Terbium 65	162 Dy Dysprosium 66	165 Ho Holmium 67	167 Er Erbium 68	169 Tm Thulium 69	173 Yb Ytterbium 70	175 Lu Lutetium 71			232 Th Thorium 90	238 Pa Protactinium 91	238 U Uranium 92	238 Np Neptunium 93	238 Pu Plutonium 94	238 Am Americium 95	238 Cm Curium 96	238 Bk Berkelium 97	238 Cf Californium 98	238 Es Einsteinium 99	238 Fm Fermium 100	238 Md Mendelevium 101	238 No Nobelium 102	238 Lr Lawrencium 103
		140 Ce Cerium 58	141 Pr Praseodymium 59	144 Nd Neodymium 60	150 Sm Samarium 62	152 Eu Europium 63	157 Gd Gadolinium 64	159 Tb Terbium 65	162 Dy Dysprosium 66	165 Ho Holmium 67	167 Er Erbium 68	169 Tm Thulium 69	173 Yb Ytterbium 70	175 Lu Lutetium 71																												
		232 Th Thorium 90	238 Pa Protactinium 91	238 U Uranium 92	238 Np Neptunium 93	238 Pu Plutonium 94	238 Am Americium 95	238 Cm Curium 96	238 Bk Berkelium 97	238 Cf Californium 98	238 Es Einsteinium 99	238 Fm Fermium 100	238 Md Mendelevium 101	238 No Nobelium 102	238 Lr Lawrencium 103																											
		<table border="1" style="width: 100%; border-collapse: collapse; text-align: center;"> <tr> <td style="width: 5%;"></td> <td style="width: 5%;"></td> <td style="width: 10%;">a</td> <td style="width: 10%;">X</td> <td style="width: 10%;">b</td> </tr> <tr> <td colspan="2"></td> <td colspan="3">Key</td> </tr> <tr> <td colspan="2"></td> <td colspan="3">a = relative atomic mass</td> </tr> <tr> <td colspan="2"></td> <td colspan="3">X = atomic symbol</td> </tr> <tr> <td colspan="2"></td> <td colspan="3">b = proton (atomic) number</td> </tr> </table>												a	X	b			Key					a = relative atomic mass					X = atomic symbol					b = proton (atomic) number								
		a	X	b																																						
		Key																																								
		a = relative atomic mass																																								
		X = atomic symbol																																								
		b = proton (atomic) number																																								

The volume of one mole of any gas is 24 dm³ at room temperature and pressure (r.t.p.).

Permission to reproduce items where third-party owned material protected by copyright is included has been sought and cleared where possible. Every reasonable effort has been made by the publisher (UCLES) to trace copyright holders, but if any items requiring clearance have unwittingly been included, the publisher will be pleased to make amends at the earliest possible opportunity.

University of Cambridge International Examinations is part of the Cambridge Assessment Group. Cambridge Assessment is the brand name of University of Cambridge Local Examinations Syndicate (UCLES), which is itself a department of the University of Cambridge.