



**Cambridge International Examinations**  
Cambridge International General Certificate of Secondary Education

CANDIDATE  
NAME

CENTRE  
NUMBER

--	--	--	--	--

CANDIDATE  
NUMBER

--	--	--	--

\* 3 3 0 4 3 0 1 3 4 4 \*

**CHEMISTRY**

**0620/23**

Paper 2

**October/November 2014**

**1 hour 15 minutes**

Candidates answer on the Question Paper.

No Additional Materials are required.

**READ THESE INSTRUCTIONS FIRST**

Write your Centre number, candidate number and name in the spaces at the top of this page.

Write in dark blue or black pen.

You may use an HB pencil for any diagrams or graphs.

Do not use staples, paper clips, glue or correction fluid.

**DO NOT WRITE IN ANY BARCODES.**

Answer **all** questions.

Electronic calculators may be used.

A copy of the Periodic Table is printed on page 16.

You may lose marks if you do not show your working or if you do not use appropriate units.

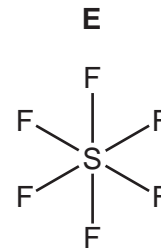
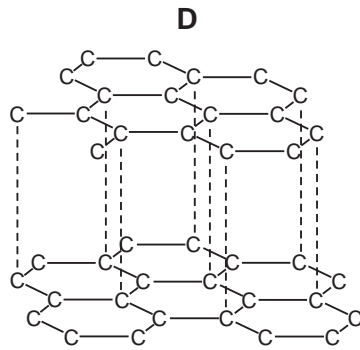
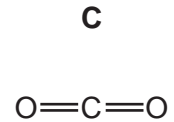
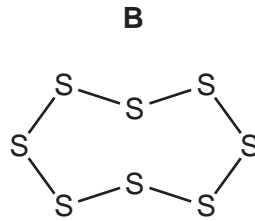
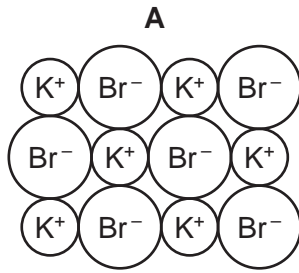
At the end of the examination, fasten all your work securely together.

The number of marks is given in brackets [ ] at the end of each question or part question.

The syllabus is approved for use in England, Wales and Northern Ireland as a Cambridge International Level 1/Level 2 Certificate.

This document consists of **16** printed pages.

1 (a) The structures of five substances, **A**, **B**, **C**, **D** and **E**, are shown below.



Answer the following questions about these substances.  
Each substance may be used once, more than once or not at all.

- (i) Which **two** substances are elements? ..... and ..... [2]
- (ii) Which substance has a giant ionic structure? ..... [1]
- (iii) Which substance is a product formed when a hydrocarbon is completely burnt in air?  
..... [1]
- (iv) Which substance, when molten, produces a brown vapour at the anode when electrolysed?  
..... [1]
- (v) Which substance is used as a lubricant? ..... [1]
- (b) Deduce the simplest formula of substance **A**.  
..... [1]
- (c) Calculate the relative molecular mass of substance **E**.  
You must show your working.

[2]

[Total: 9]

2 (a) Use ideas about the movement and arrangement of particles to explain why:

- solids have a definite volume and shape,
- liquids have a definite volume but no definite shape,
- gases have no definite volume or shape.

.....

.....

.....

.....

.....

..... [4]

(b) The table shows some properties of six substances, **A** to **F**, which are either solids or liquids at room temperature.

substance	melting point /°C	electrical conductivity	solubility in water
<b>A</b>	+3550	does not conduct in any state	insoluble
<b>B</b>	+44	does not conduct in any state	insoluble
<b>C</b>	+1660	conducts when solid or liquid	insoluble
<b>D</b>	+681	only conducts when in aqueous solution or liquid	soluble
<b>E</b>	-39	conducts when solid or liquid	insoluble
<b>F</b>	-11	does not conduct in any state	insoluble

(i) Which substance has a giant covalent structure?

..... [1]

(ii) Which **two** substances are liquids at room temperature?

..... [2]

(iii) Which **two** substances are metals?

..... [2]

(iv) Which **two** substances are simple molecules?

..... [2]

(c) Dry air contains mainly nitrogen, noble gases and oxygen.

(i) Which **one** of the following shows the correct composition of dry air?  
Tick **one** box.

nitrogen 21%, oxygen 78%, noble gases 1%

nitrogen 1%, oxygen 78%, noble gases 21%

nitrogen 69%, oxygen 21%, noble gases 10%

nitrogen 78%, oxygen 21%, noble gases 1%

[1]

(ii) Metals can be joined together by high temperature welding.  
This process is sometimes carried out in the presence of argon.  
Suggest why welding is carried out in the presence of argon.

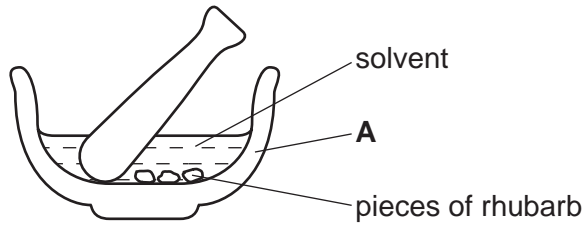
.....

..... [2]

[Total: 14]

3 Rhubarb is a plant which has a red stem.

(a) A student separated the pigments in the rhubarb stem by chromatography. He used the apparatus shown below to extract the pigments.



(i) State the name of the piece of apparatus labelled **A**.

..... [1]

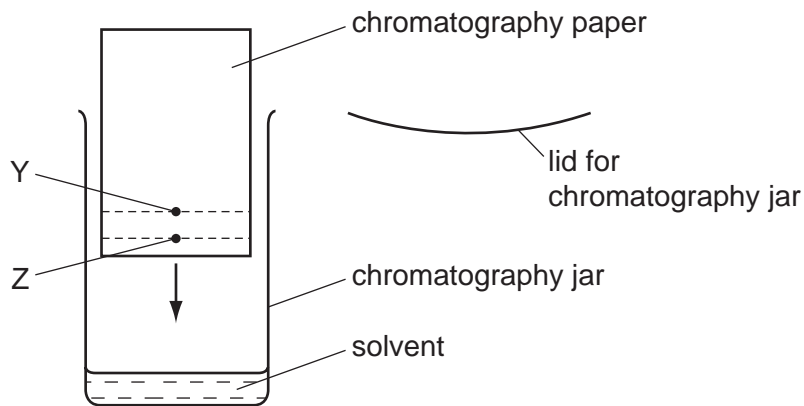
(ii) Suggest a suitable solvent, other than water, that he could use to extract the pigments.

..... [1]

(iii) The solution of pigments was not concentrated enough to use for chromatography. Suggest how the student could make the solution more concentrated.

..... [1]

(b) The student carried out chromatography using the apparatus shown below.



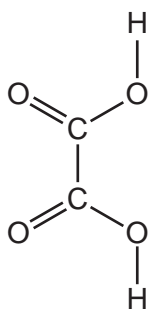
(i) A spot of the pigment mixture was placed at Y. Explain why a spot of the mixture was not placed at Z.

..... [1]

(ii) Describe how the rest of the procedure was carried out.

.....  
 .....  
 ..... [2]

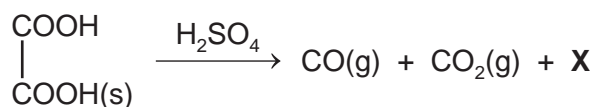
- (c) Rhubarb leaves contain ethanedioic acid.  
The structure of ethanedioic acid is shown below.



- (i) On the structure above, put a ring around a carboxylic acid group. [1]
- (ii) Deduce the molecular formula of ethanedioic acid.

..... [1]

- (d) A teacher heated ethanedioic acid with concentrated sulfuric acid.  
The equation for the reaction is:



- (i) Deduce the formula of compound X.  
..... [1]

- (ii) At the end of the reaction, the contents of the test-tube contained diluted sulfuric acid only.  
Explain why.  
..... [1]

- (iii) Carbon dioxide is a product of this reaction.  
State **one** common source of the carbon dioxide in the atmosphere.  
..... [1]

- (iv) Explain why an increase in the concentration of carbon dioxide in the atmosphere is harmful to the environment.  
.....  
..... [2]

[Total: 13]

4 A mixture of soil and water was shaken and then filtered.

- (a) Draw a labelled diagram of the apparatus you would use for separating the insoluble particles of soil from the solution.

[2]

- (b) The filtrate was then evaporated.

The table shows the composition and mass of each compound obtained by evaporating the filtrate.

compound	ions present in the compound	mass of compound/g
calcium carbonate	$\text{Ca}^{2+}$ and $\text{CO}_3^{2-}$	4.0
calcium sulfate	$\text{Ca}^{2+}$ and $\text{SO}_4^{2-}$	5.0
magnesium sulfate	$\text{Mg}^{2+}$ and $\text{SO}_4^{2-}$	2.8
	$\text{K}^+$ and $\text{NO}_3^-$	1.2
potassium sulfate	$\text{K}^+$ and $\text{SO}_4^{2-}$	2.4
sodium carbonate		3.0
sodium chloride	$\text{Na}^+$ and $\text{Cl}^-$	1.6

- (i) State the name of the compound which contains  $\text{K}^+$  and  $\text{NO}_3^-$  ions.

..... [1]

- (ii) Write the symbols for the ions present in sodium carbonate.

..... [1]

- (iii) Which compound with a singly charged negative ion has the highest mass in the mixture?

..... [1]

The table from page 7 is repeated below:

compound	ions present in the compound	mass of compound/g
calcium carbonate	Ca <sup>2+</sup> and CO <sub>3</sub> <sup>2-</sup>	4.0
calcium sulfate	Ca <sup>2+</sup> and SO <sub>4</sub> <sup>2-</sup>	5.0
magnesium sulfate	Mg <sup>2+</sup> and SO <sub>4</sub> <sup>2-</sup>	2.8
	K <sup>+</sup> and NO <sub>3</sub> <sup>-</sup>	1.2
potassium sulfate	K <sup>+</sup> and SO <sub>4</sub> <sup>2-</sup>	2.4
sodium carbonate		3.0
sodium chloride	Na <sup>+</sup> and Cl <sup>-</sup>	1.6

(iv) Calculate:

the total mass of all the compounds present in the mixture,

..... [1]

the percentage of magnesium sulfate by mass in the mixture.

[1]

(c) Calcium carbonate decomposes when heated.

(i) Complete the symbol equation for this reaction.



[1]

(ii) Calcium oxide, CaO, reacts with water to form a strongly alkaline solution.

Which **one** of the following pH values is strongly alkaline?

Put a ring around the correct answer.

**pH 3**

**pH 7**

**pH 8**

**pH 12**

[1]

[Total: 9]



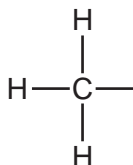
5 Methanol reacts with excess hydrochloric acid to form chloromethane and water.



(a) To which homologous series does methanol belong?

..... [1]

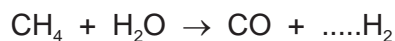
(b) Complete the structure of methanol below to show its functional group.



[1]

(c) Methanol can be made from synthesis gas which contains carbon monoxide and hydrogen. Synthesis gas is made from methane.

(i) Complete the symbol equation for this reaction.

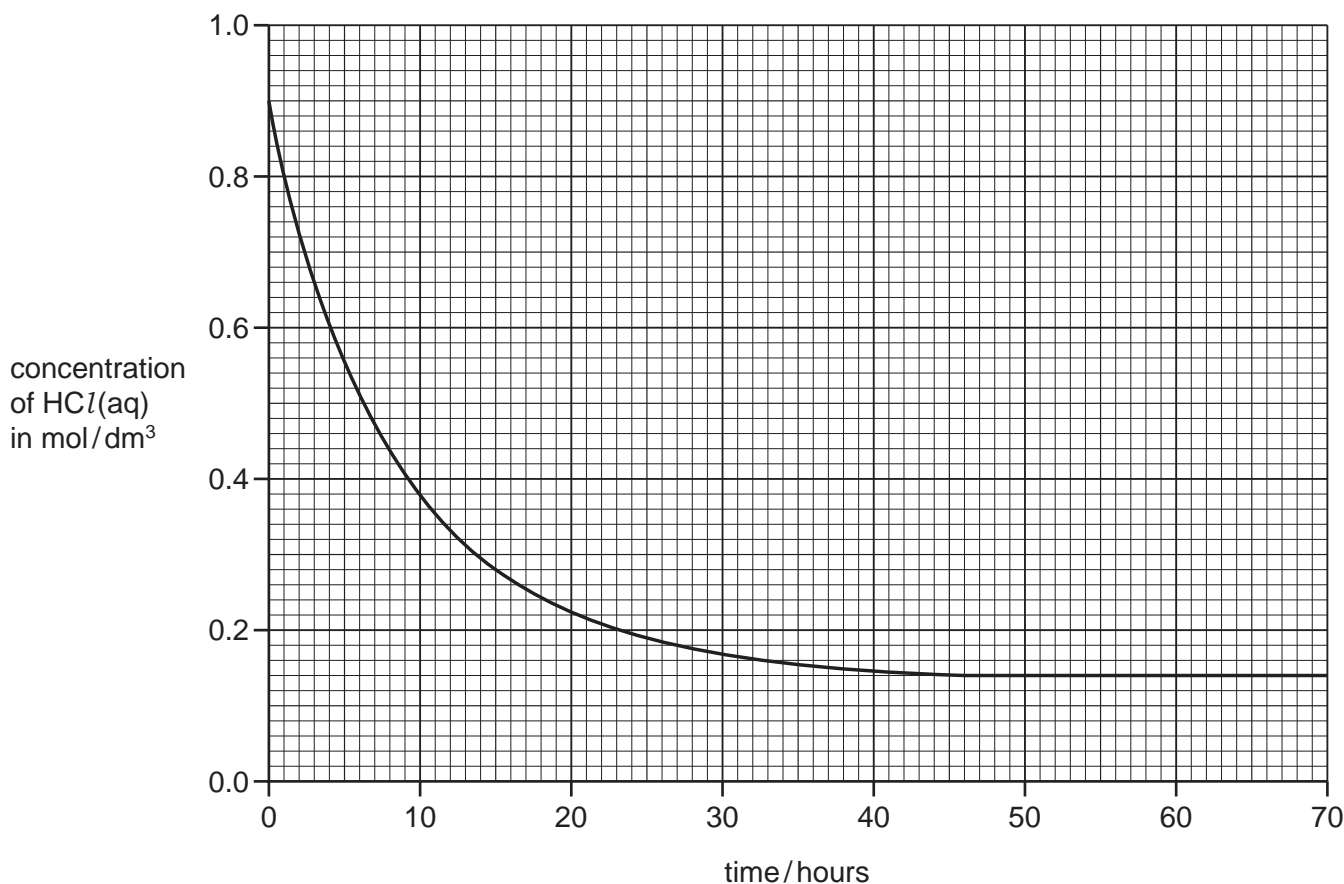


[1]

(ii) Suggest **two** hazards associated with the products of this reaction.

.....  
..... [2]

- (d) A student investigated the rate of reaction of methanol with hydrochloric acid. The graph below shows how the concentration of hydrochloric acid changes with time.



- (i) Describe how the concentration of hydrochloric acid changes with time.

.....  
 ..... [2]

- (ii) Deduce the concentration of hydrochloric acid when the reaction had proceeded for 15 hours.

..... [1]

- (iii) At what time was the reaction just complete?

..... [1]

- (iv) On the grid above, draw a line to show how the concentration of hydrochloric acid changes with time when the reaction takes place at a higher temperature. [2]

- (e) Hydrochloric acid is formed when hydrogen chloride gas is dissolved in water.  
Draw a dot-and-cross diagram to show the electron arrangement in a molecule of hydrogen chloride.  
Show only the outer electron shells.  
Show hydrogen electrons as x.  
Show chlorine electrons as ●.

[2]

[Total: 13]

6 Sulfur burns in air to form sulfur dioxide.

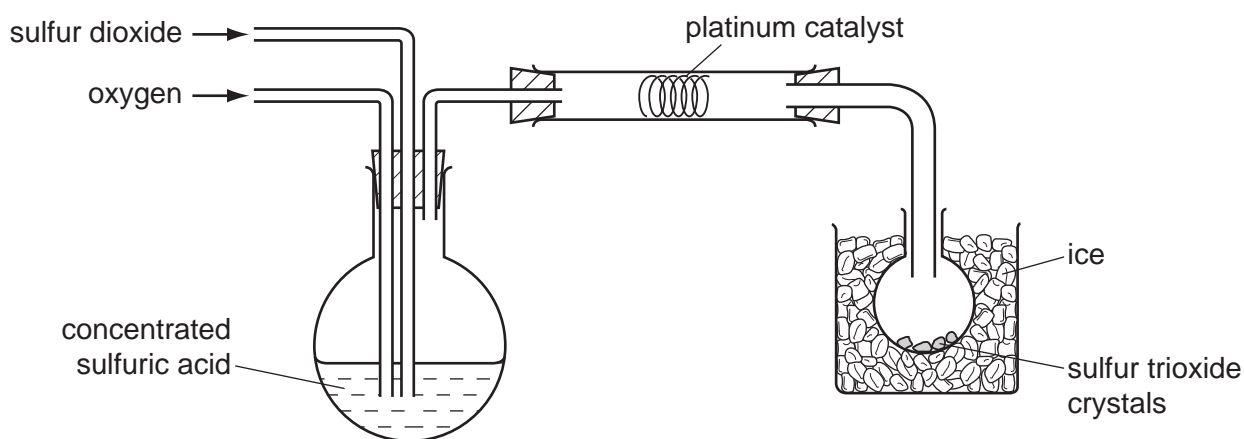
- (a) (i) Is sulfur dioxide an acidic or basic oxide?  
Give a reason for your answer.

.....  
..... [1]

- (ii) Sulfur dioxide is an atmospheric pollutant.  
Explain why sulfur dioxide in the atmosphere can erode buildings made of limestone.

.....  
.....  
..... [3]

- (b) Sulfur dioxide reacts with oxygen to form sulfur trioxide.  
Sulfur trioxide can be made in the laboratory using the apparatus shown below.  
Sulfur trioxide has a melting point of 17 °C and a boiling point of 45 °C.




- (i) Suggest **one** safety precaution when carrying out this experiment.

..... [1]

- (ii) What is the purpose of the platinum catalyst?

..... [1]

- (iii) Complete the symbol equation for the reaction.



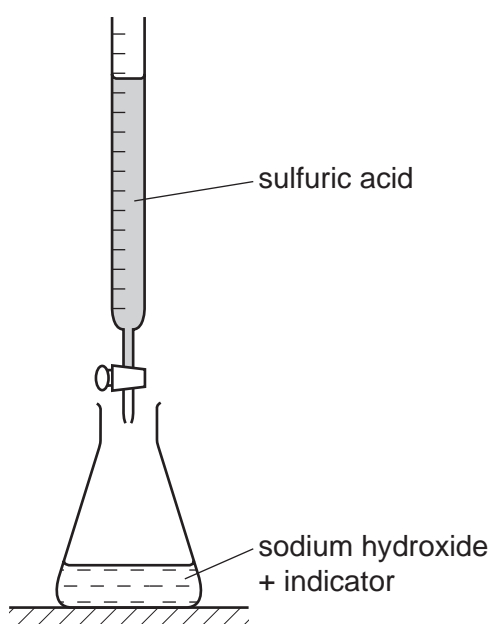
- (iv) Suggest why the sulfur trioxide is collected in a flask surrounded by ice.

..... [1]

- (v) When 64 g of sulfur dioxide react with excess oxygen, 80 g of sulfur trioxide is formed. Calculate the mass of sulfur trioxide formed from 160 g of sulfur dioxide.

mass = ..... g [1]

- (c) Sulfur trioxide reacts with water to form sulfuric acid.  
A student used the apparatus shown below to determine the concentration of a solution of sodium hydroxide.



- (i) Which **one** of these pieces of apparatus should the student use to put 25.0 cm<sup>3</sup> of sodium hydroxide into the flask.  
Tick **one** box.

beaker

measuring cylinder

test-tube

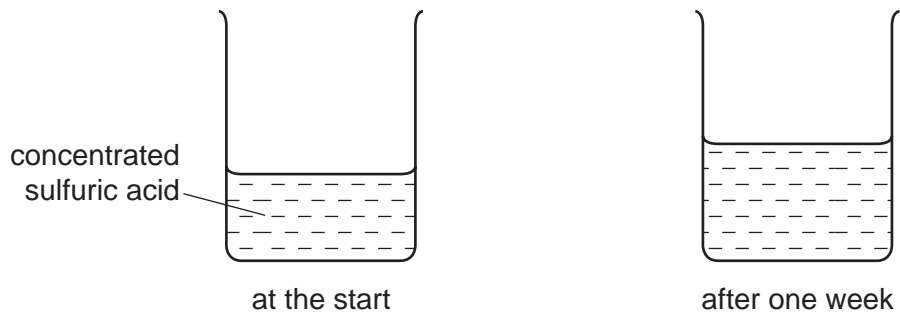
volumetric pipette

[1]

- (ii) How would the student know when the sulfuric acid had neutralised the sodium hydroxide?

..... [1]

- (d) Clean air contains mainly nitrogen, noble gases, oxygen and water vapour. A teacher left a beaker of concentrated sulfuric acid open to the air for a week. After a week, the concentration of sulfuric acid in the beaker had decreased.



Explain these results by referring to one or more of the substances present in the air.

.....  
..... [1]

[Total: 13]

7 (a) Describe the properties of chlorine, bromine and iodine.

In your answer, include the trends in:

- their state,
- their colour,
- their reactivity.

.....

.....

.....

.....

..... [4]

(b) A molecule of chlorine can be written as  $Cl-Cl$ .  
Which **one** of the following words describes this molecule?  
Put a ring around the correct answer.


**diatomic      giant      ionic      monatomic**

[1]

(c) Draw the electronic structure of a fluorine atom.

[2]

(d) The equation below describes the reaction of a halogen with a halide.



Write a word equation for this reaction.

[2]

[Total: 9]

**DATA SHEET**  
**The Periodic Table of the Elements**

		Group																																																																																	
I	II	III	IV	V	VI	VII	0																																																																												
7 <b>Li</b> Lithium 3	9 <b>Be</b> Beryllium 4	1 <b>H</b> Hydrogen 1	11 <b>B</b> Boron 5	12 <b>C</b> Carbon 6	14 <b>N</b> Nitrogen 7	16 <b>O</b> Oxygen 8	19 <b>F</b> Fluorine 9	20 <b>Ne</b> Neon 10																																																																											
23 <b>Na</b> Sodium 11	24 <b>Mg</b> Magnesium 12	27 <b>Al</b> Aluminium 13	28 <b>Si</b> Silicon 14	31 <b>P</b> Phosphorus 15	32 <b>S</b> Sulfur 16	35.5 <b>Cl</b> Chlorine 17	40 <b>Ar</b> Argon 18																																																																												
39 <b>K</b> Potassium 19	40 <b>Ca</b> Calcium 20	48 <b>Ti</b> Titanium 22	51 <b>V</b> Vanadium 23	55 <b>Mn</b> Manganese 25	59 <b>Co</b> Cobalt 27	59 <b>Ni</b> Nickel 28	65 <b>Zn</b> Zinc 30	70 <b>Ga</b> Gallium 31	73 <b>Ge</b> Germanium 32	75 <b>As</b> Arsenic 33	79 <b>Se</b> Selenium 34	80 <b>Br</b> Bromine 35	84 <b>Kr</b> Krypton 36																																																																						
85 <b>Rb</b> Rubidium 37	88 <b>Sr</b> Strontium 38	91 <b>Zr</b> Zirconium 40	93 <b>Nb</b> Niobium 41	96 <b>Mo</b> Molybdenum 42	101 <b>Ru</b> Ruthenium 44	106 <b>Pd</b> Palladium 46	112 <b>Cd</b> Cadmium 48	115 <b>In</b> Indium 49	119 <b>Sn</b> Tin 50	122 <b>Sb</b> Antimony 51	128 <b>Te</b> Tellurium 52	127 <b>I</b> Iodine 53	131 <b>Xe</b> Xenon 54																																																																						
133 <b>Cs</b> Caesium 55	137 <b>Ba</b> Barium 56	178 <b>Hf</b> Hafnium 72	181 <b>Ta</b> Tantalum 73	184 <b>W</b> Tungsten 74	190 <b>Os</b> Osmium 76	195 <b>Pt</b> Platinum 78	201 <b>Hg</b> Mercury 80	204 <b>Tl</b> Thallium 81	207 <b>Pb</b> Lead 82	209 <b>Bi</b> Bismuth 83	212 <b>Po</b> Polonium 84	210 <b>At</b> Astatine 85	222 <b>Rn</b> Radon 86																																																																						
87 <b>Fr</b> Francium	226 <b>Ra</b> Radium	227 <b>Ac</b> Actinium																																																																																	
		*58-71 Lanthanoid series																																																																																	
		†90-103 Actinoid series																																																																																	
		<table border="1" style="margin: auto; border-collapse: collapse;"> <tr> <td style="padding: 2px;">a</td> <td style="padding: 2px;"><b>X</b></td> </tr> <tr> <td style="padding: 2px;">Key</td> <td style="padding: 2px;">b</td> </tr> </table>										a	<b>X</b>	Key	b																																																																				
a	<b>X</b>																																																																																		
Key	b																																																																																		
		<table border="1" style="margin: auto; border-collapse: collapse;"> <tr> <td style="padding: 2px;">a = relative atomic mass</td> </tr> <tr> <td style="padding: 2px;">X = atomic symbol</td> </tr> <tr> <td style="padding: 2px;">b = proton (atomic) number</td> </tr> </table>										a = relative atomic mass	X = atomic symbol	b = proton (atomic) number																																																																					
a = relative atomic mass																																																																																			
X = atomic symbol																																																																																			
b = proton (atomic) number																																																																																			
		<table border="1" style="margin: auto; border-collapse: collapse;"> <tr> <td style="padding: 2px;">140</td> <td style="padding: 2px;"><b>Ce</b></td> <td style="padding: 2px;">141</td> <td style="padding: 2px;"><b>Pr</b></td> <td style="padding: 2px;">144</td> <td style="padding: 2px;"><b>Nd</b></td> <td style="padding: 2px;">150</td> <td style="padding: 2px;"><b>Sm</b></td> <td style="padding: 2px;">152</td> <td style="padding: 2px;"><b>Eu</b></td> <td style="padding: 2px;">157</td> <td style="padding: 2px;"><b>Gd</b></td> <td style="padding: 2px;">162</td> <td style="padding: 2px;"><b>Dy</b></td> <td style="padding: 2px;">165</td> <td style="padding: 2px;"><b>Ho</b></td> <td style="padding: 2px;">167</td> <td style="padding: 2px;"><b>Er</b></td> <td style="padding: 2px;">169</td> <td style="padding: 2px;"><b>Tm</b></td> <td style="padding: 2px;">173</td> <td style="padding: 2px;"><b>Yb</b></td> <td style="padding: 2px;">175</td> <td style="padding: 2px;"><b>Lu</b></td> </tr> <tr> <td style="padding: 2px;">58</td> <td style="padding: 2px;">Cerium</td> <td style="padding: 2px;">59</td> <td style="padding: 2px;">Praseodymium</td> <td style="padding: 2px;">60</td> <td style="padding: 2px;">Neodymium</td> <td style="padding: 2px;">62</td> <td style="padding: 2px;">Samarium</td> <td style="padding: 2px;">63</td> <td style="padding: 2px;">Europium</td> <td style="padding: 2px;">64</td> <td style="padding: 2px;">Gadolinium</td> <td style="padding: 2px;">66</td> <td style="padding: 2px;">Dysprosium</td> <td style="padding: 2px;">67</td> <td style="padding: 2px;">Holmium</td> <td style="padding: 2px;">68</td> <td style="padding: 2px;">Erbium</td> <td style="padding: 2px;">69</td> <td style="padding: 2px;">Thulium</td> <td style="padding: 2px;">70</td> <td style="padding: 2px;">Ytterbium</td> <td style="padding: 2px;">71</td> <td style="padding: 2px;">Lutetium</td> </tr> <tr> <td style="padding: 2px;">232</td> <td style="padding: 2px;"><b>Th</b></td> <td style="padding: 2px;">238</td> <td style="padding: 2px;"><b>U</b></td> <td style="padding: 2px;">238</td> <td style="padding: 2px;"><b>Np</b></td> <td style="padding: 2px;">94</td> <td style="padding: 2px;">Plutonium</td> <td style="padding: 2px;">95</td> <td style="padding: 2px;">Americium</td> <td style="padding: 2px;">96</td> <td style="padding: 2px;">Curium</td> <td style="padding: 2px;">98</td> <td style="padding: 2px;">Californium</td> <td style="padding: 2px;">99</td> <td style="padding: 2px;">Einsteinium</td> <td style="padding: 2px;">100</td> <td style="padding: 2px;">Fermium</td> <td style="padding: 2px;">101</td> <td style="padding: 2px;">Mendelevium</td> <td style="padding: 2px;">102</td> <td style="padding: 2px;">Nobelium</td> <td style="padding: 2px;">103</td> <td style="padding: 2px;">Lawrencium</td> </tr> </table>										140	<b>Ce</b>	141	<b>Pr</b>	144	<b>Nd</b>	150	<b>Sm</b>	152	<b>Eu</b>	157	<b>Gd</b>	162	<b>Dy</b>	165	<b>Ho</b>	167	<b>Er</b>	169	<b>Tm</b>	173	<b>Yb</b>	175	<b>Lu</b>	58	Cerium	59	Praseodymium	60	Neodymium	62	Samarium	63	Europium	64	Gadolinium	66	Dysprosium	67	Holmium	68	Erbium	69	Thulium	70	Ytterbium	71	Lutetium	232	<b>Th</b>	238	<b>U</b>	238	<b>Np</b>	94	Plutonium	95	Americium	96	Curium	98	Californium	99	Einsteinium	100	Fermium	101	Mendelevium	102	Nobelium	103	Lawrencium
140	<b>Ce</b>	141	<b>Pr</b>	144	<b>Nd</b>	150	<b>Sm</b>	152	<b>Eu</b>	157	<b>Gd</b>	162	<b>Dy</b>	165	<b>Ho</b>	167	<b>Er</b>	169	<b>Tm</b>	173	<b>Yb</b>	175	<b>Lu</b>																																																												
58	Cerium	59	Praseodymium	60	Neodymium	62	Samarium	63	Europium	64	Gadolinium	66	Dysprosium	67	Holmium	68	Erbium	69	Thulium	70	Ytterbium	71	Lutetium																																																												
232	<b>Th</b>	238	<b>U</b>	238	<b>Np</b>	94	Plutonium	95	Americium	96	Curium	98	Californium	99	Einsteinium	100	Fermium	101	Mendelevium	102	Nobelium	103	Lawrencium																																																												

The volume of one mole of any gas is 24 dm<sup>3</sup> at room temperature and pressure (r.t.p.).

Permission to reproduce items where third-party owned material protected by copyright is included has been sought and cleared where possible. Every reasonable effort has been made by the publisher (UCLES) to trace copyright holders, but if any items requiring clearance have unwittingly been included the publisher will be pleased to make amends at the earliest possible opportunity.

Cambridge International Examinations is part of the Cambridge Assessment Group. Cambridge Assessment is the brand name of University of Cambridge Local Examinations Syndicate (UCLES), which is itself a department of the University of Cambridge.