



4521/01

SPANISH

UNIT 1: Listening

FOUNDATION TIER

P.M. WEDNESDAY, 14 May 2014

**35 minutes approximately plus your additional
time allowance**

Surname _____

Other Names _____

Centre Number _____

Candidate Number 0 _____

For Examiner's use only		
Question	Maximum Mark	Mark Awarded
1.	3	
2.	2	
3.	6	
4.	4	
5.	2	
6.	3	
7.	4	
8.	3	
9.	4	
10.	9	
Total	40	

INSTRUCTIONS TO CANDIDATES

Use black ink, black ball-point pen or your usual method.

Write your name, centre number and candidate number in the spaces provided on the front cover.

Answer ALL the questions. Where numbers are required, figures may be used.

You will hear a CD which contains a number of items in Spanish and you will answer questions on each of these IN ENGLISH unless otherwise instructed.

Write your answers in the spaces provided in this question paper.

INFORMATION FOR CANDIDATES

DICTIONARIES ARE NOT ALLOWED.

Before you hear the CD, you will be allowed FIVE MINUTES to read the questions.

The CD will be played. After hearing the voices of the Spanish speakers used on the CD, you will hear question 1 as it appears in your answer book. The Spanish item will then follow. At the end of this there will be a pause and the item will then be repeated.

All the other questions will be heard in the same way.

There will be a pause of approximately TWO MINUTES at the end of the test before answer books are collected.

YOU MAY MAKE NOTES OR WRITE YOUR ANSWERS AT ANY TIME.

The number of marks is given in brackets at the end of each question or part-question.

1. Your Spanish friend is talking about what she takes to school. TICK (✓) THE THREE CORRECT BOXES. [3]







a diary	
exercise books	
pencils	
rubber	
PE kit	
food	

2. What's for lunch in the canteen? WRITE TWO THINGS: [2]

and

3. At the grocer's.







(a) What does he buy? TICK (✓) THE TWO CORRECT BOXES. [2]

					
Pork chops	Cheese	Milk	Sausages	Water	Bread

(b) How much does he pay? TICK (✓) THE CORRECT BOX. [1]

€2.50	€3.50	€4.50

3(c) What does she buy? TICK (✓) THE TWO CORRECT BOXES. [2]

					
Pork chops	Cheese	Milk	Sausages	Water	Bread

(d) How much does she pay? TICK (✓) THE CORRECT BOX. [1]

€4.70	€6.70	€8.70

4. Listen to your new Spanish friend and **COMPLETE HIS PROFILE IN ENGLISH**. [4]

NAME:	Esteban
AGE:	
CITY:	Torremolinos
DATE OF BIRTH:	
COLOUR OF EYES:	
COLOUR OF HAIR:	

5. Esteban talks about his home. PUT A TICK (✓) IN THE CORRECT BOX AND ANSWER THE QUESTION THAT FOLLOWS IN ENGLISH.

- (a) His flat is on the [1]

3rd floor	
4th floor	
5th floor	
6th floor	

- (b) What do his sisters have to do? [1]

They have to _____

6. Listen to Esteban and answer the QUESTIONS THAT FOLLOW IN ENGLISH.

(a) Who is Roco? [1]

(b) What does he like doing? [1]

(c) What is the problem with him? [1]

7. Your Spanish friend talks about some of her likes and dislikes. **COMPLETE THE SENTENCES THAT FOLLOW IN ENGLISH. THERE ARE TWO SECTIONS.**

SECTION 1

At home she doesn't mind _____

but hates _____ [2]

SECTION 2

She loves _____

for _____ [2]

8. Beatriz is talking about her family. PUT A TICK (✓) IN THE THREE CORRECT BOXES. [3]

Both sisters are younger than her.	
She gets on well with Ana.	
María is older than Ana.	
She likes María very much.	
Her grandparents live in the same town.	
She doesn't see her grandparents much.	

10. Your Spanish friend talks about her school.
THERE ARE TWO SECTIONS.

SECTION 1

(a) **COMPLETE THE FOLLOWING STATEMENTS IN ENGLISH.**

The school is situated

_____ [1]

There are _____ students. [1]

She likes it because it is

_____ [1]

Everyone has to learn

_____ [1]

Her friend would like to be

_____ [1]

SECTION 2

She talks about school sport. ANSWER THE QUESTIONS THAT FOLLOW IN ENGLISH.

10(b) Which team does she mention? [1]

(c) What did the team do this year? [2]

(d) What non-sporting activity does she like to do? [1]

THIS IS THE END OF THE TEST

END OF PAPER