

**GENERAL CERTIFICATE OF SECONDARY EDUCATION
SPANISH**

2382 & 2385

Speaking (Foundation Tier)

TEACHER/EXAMINER BOOKLET

7 MARCH – 15 MAY 2008

**To be opened four working days before the first day of the Speaking tests at the Centre
To be completed between 7 March and 15 May 2008**



INSTRUCTIONS TO TEACHERS/EXAMINERS

- Materials must **not** be removed from the Centre.
- Four working days before the first day of Speaking tests at the Centre, the Examinations Officer should make available the confidential Teacher/Examiner Booklet to the Head of Languages or appropriate specialist teacher.
- Teacher/Examiners must ensure that they have sufficient time to familiarise themselves with the materials and procedures.
- Teacher/Examiners must take great care to ensure that the confidential information in this Booklet does not reach any candidates directly or indirectly.

This document consists of **37** printed pages and **3** blank pages.

RANDOM ORDER SHEET

Candidates should be examined in accordance with the random order below. The card is changed after every candidate. If a break in examining occurs (e.g. overnight, lunch, etc.) during the sequence, start again after the break with the next card in order to maintain security.

Candidate Order	Card Number
1	9
2	8
3	6
4	7
5	10
6	2
7	1
8	4
9	5
10	3
11	1
12	9
13	7
14	8
15	10
16	2
17	3
18	6
19	4
20	5
21	9
22	8
23	7
24	10
25	1
26	3
27	2
28	5
29	4
30	6
(if 30+ candidates, start the sequence again)	

PLEASE READ THE FOLLOWING INFORMATION IN CONJUNCTION WITH THE SPECIFICATION FOR FRENCH, GERMAN, GUJARATI AND SPANISH AND ANY COMMENTS IN THE EXAMINER'S/MODERATOR'S CENTRE REPORT FOR LAST YEAR'S SPEAKING TESTS.

Please note that you must examine your candidates in accordance with the Random Order sheet on the inside front cover opposite.

Security of Test Material

The test material is confidential until the end of the period specified on the OCR timetable. It must be securely locked away when not being used for teacher preparation or testing. At the end of each session all items must be accounted for.

Quiet conditions

These are essential. The examination room should be free from any noise and disturbance from outside the building (e.g. lawn-mowers). It should not be close to corridors used by large numbers of students between lessons, but if movement within the building is unavoidable, steps should be taken to keep that noise to a minimum. Notices must be displayed to prevent interruptions from people entering the room unaware that an examination is in progress.

Separate preparation room

This is essential. It should be near the examination room, and must not be part of a corridor. Other students should not have access to the area. The room should be equipped with a table where the candidate can prepare the role-play tasks.

The candidate is not allowed to make written notes during the preparation time.

There should be no contact between candidates preparing and those who have finished the test.

Invigilation

OCR recommends that an invigilator supervise the candidates while they are preparing for the test.

Dictionaries

No access to dictionaries is allowed during the preparation time or during the examination.

Supporting material

For the Presentation candidates may take into the preparation room and examination a cue card with up to five **short** headings on it. No other written notes are allowed and candidates must not make any notes during the preparation time. Illustrations may be used to support the Presentation (e.g. a family photograph). However, no hieroglyphics are allowed.

The Conduct of the Speaking Test

The Foundation Tier test will last 10-12 minutes.

The first candidate at each session should be given a maximum of 12 minutes to prepare. Each subsequent candidate should be given the same amount of time to prepare while the previous candidate is being examined.

Unit 2382F (Externally Assessed Speaking)

Centres which have entered for external assessment (Unit 2382) must record all candidates and send all the recordings to the external Examiner.

Unit 2385F (Internally Assessed Speaking)

Centres which have chosen to assess their own candidates (Unit 2385) must record all candidates and compile a sample to send to the Moderator. The remaining recordings should be retained in case any samples go missing or the Moderator needs a further sample.

Sample Size for Unit 2385F

Centres should send a sample of **8** candidates covering the mark range **9-39**. The sample should include recordings of candidates examined by each of the teacher/examiners involved, if possible. The marks of candidates in the sample should be representative of the whole entry and should be evenly spread. The whole of a candidate's test should be sent, i.e. Role plays for both Section 1 and Section 2, Presentation, Discussion and General Conversation.

Recording the Tests on to cassette

Recording should start on Side A and continue on Side B. At the beginning of each side teacher/examiners should identify the name of the teacher and Centre number. The name of each candidate should be identified by the **teacher/examiner** at the start of each test – this should **not** be left to the candidates themselves. After the last recording on each side, teacher/examiners should say '**no more recordings on this side**'.

Centres **must not** record Foundation and Higher Tier candidates on the same cassette; please use separate cassettes for each of the two Tiers. Foundation and Higher Tier cassettes **must** be packed and sent in separate envelopes.

Both the candidate and the teacher/examiner should be clearly audible. Teachers' voices tend to be louder than those of most candidates. The microphone should therefore be placed facing the candidate, approximately 60 cm from his/her face. Small, portable cassette recorders with integral microphones should be avoided, unless an external microphone can be used.

Please note the pause button should not be used during a test.

Teachers are asked to check that each test has been recorded properly by reviewing the last few seconds of the test.

Before submitting cassettes to the Moderator or Examiner, teacher/examiners are asked to ensure that cassettes are rewound to the beginning of Side A and that the cassette labels provided are completed. Cassettes should also be clearly identified.

Recording the Tests on to CD

- Record the candidates in the order of the attendance register.
- If that is not possible, complete the CD insert with candidate details in recording order.
- Each recording should indicate candidate number and name.
- Each recorded **file** on the CD must be clearly named using the following convention: Centre number – candidate number – unit number – component number.
- Each CD should be labelled with the centre number and unit number.
- To label CDs use CD friendly marker pens. The use of biro, for example, may make the contents of the CD unreadable.
- Centres should complete each CD insert.

For more technical information go to the OCR website and the document

Digital Audio Technology: Guidance to Centres and Assessment Personnel

Completion of Mark Sheets

(a) Assessment by External Examiner (Unit 2382F)

The teacher/examiner must complete an individual mark sheet for **each** candidate with:

- candidate number and name
- Centre number
- name of teacher/examiner
- date of test
- number of card used
- Presentation topic
- titles of topics for General Conversation

When the tests are complete, you must send the following to the Examiner:

- all Attendance Registers for Unit 2382F
- all individual mark sheets
- the clearly labelled recordings of all candidates' tests

NB Please ensure that all cassettes/CDs are enclosed when sending them to the Examiner and that **all** candidates have been recorded.

It is essential that cassettes/CDs be packed securely to ensure safe delivery.

The Examinations Officer at your Centre will receive the name and address of the Examiner. If you have carried out the tests before this arrives, please keep the cassettes/CDs secure in the meantime. **All materials must be received by the Examiner no later than May 15.**

(b) Internal assessment by teacher/examiner with moderation by OCR (Unit 2385F)

The teacher/examiner must complete an individual mark sheet for **each** candidate in accordance with the instructions provided. The mark must be transferred to the appropriate summary computer mark sheet (MS1/EDI), in accordance with the 'Instructions Relating to the Moderation of Marks'.

When the tests are complete:

- Send the marks to OCR.
- Send to the Moderator:
 - the sample of recordings clearly labelled and any tapes rewound to the beginning (It is essential that cassettes/CDs be packed securely to ensure their safe delivery)
 - the individual mark sheets for **all** candidates entered for Unit 2385F
 - the completed Moderator copy of the MS1/EDI form
 - copies of any correspondence with OCR relating to requests for special consideration
- The Centre copy of the MS1/EDI form should be retained in the Centre.

The Examinations Officer at your Centre will receive the name and address of the Moderator. If you have carried out the tests before this arrives, please keep the cassettes/CDs secure in the meantime. **All materials must be received by the Moderator no later than May 15.** Any subsequent requests from the Moderator (e.g. to reconsider the Centre's order of merit or to supply further samples of work) should be acted upon with the minimum of delay.

Absent Candidates

If any candidates are absent on the day(s) set aside by the Centre for the Speaking tests, they may be tested at another time **within the specified period** and the following items must be despatched immediately with a covering letter:

- either** to the Moderator – the candidate's completed individual mark sheet
- or** to the external Examiner – the candidate's mark sheet and the recording of the test

If a candidate remains ill beyond the specified period, they must be tested later and the recording of the test must be sent with the documents listed above to OCR along with a request for special consideration.

Elements of the Test (10-12 minutes approx)

It is essential that candidates do all parts of the test as set out below. Candidates cannot be compensated for any part that is omitted.

- Section 1 Role play
- Section 2 Role play
- Presentation (1 minute)
- Discussion of candidate's presentation (2 minutes)
- General Conversation on 2 topics (4-5 minutes)

SPEAKING MARK SCHEME**Foundation Tier**

Section 1 Role play	Communication	8 marks
Section 2 Role play	Communication	8 marks
Presentation	Communication	4 marks
Discussion and conversation	Communication	10 marks
Overall linguistic quality	Accuracy	20 marks
Total		50 marks

Section 1 Role play 4 items, marked 2, 1, 0

2	Candidate successfully communicates the message without ambiguity and with little assistance from the examiner. Incorrect use of the 'you' form overlooked at this level.
1	Candidate partially communicates the message. OR Candidate eventually communicates the message after considerable assistance from the teacher/examiner, without being fed the answer.
0	Candidate fails to communicate the message or is fed the answer by the examiner.

Section 2 Role play 4 items, marked 2, 1, 0

2	Candidate successfully communicates the message without ambiguity and with little assistance from the examiner, using the appropriate tense. Inappropriate use of the 'you' form qualifies for a maximum of 1 mark on the first occurrence only.
1	Candidate partially communicates the message. OR Candidate eventually communicates the message after considerable assistance from the examiner, without being fed the answer.
0	Candidate fails to communicate the message or is fed the answer by the examiner.

Presentation – Communication 4 marks

4	Excellent, well-organised preparation and delivery of material. All main points communicated very clearly. A range of opinions and justifications expressed with ease.
3	Good preparation and delivery of material. All main points communicated without ambiguity. Straightforward opinions routinely expressed with some justifications.
2	Fairly good preparation and delivery of material. All main points communicated with little ambiguity. Straightforward opinions expressed.
1	Performance needs considerable examiner assistance to elicit material.
0	Absolutely nothing of merit.

For Foundation Tier it will be unusual for candidates to be awarded more than 3 marks.

Discussion of Presentation and Conversation – Communication 10 marks

10	Mature Discussion of the Presentation. Both Conversation topics handled very impressively. Spontaneous interchange with examiner, shows initiative. A wide range of opinions and justifications expressed with ease. Takes the initiative in conversation. Outstanding.
9/8	Discussion of the Presentation and both Conversation topics handled well. Examiner has little need to rephrase. A range of opinions and justifications expressed with ease. Can take the initiative in conversation.
7/6	Discusses the Presentation reasonably well. Develops both Conversation topics reasonably well OR has one strong and one weak topic. Expresses opinions. Communicates clearly, despite errors.
5/4	Discussion of the Presentation pedestrian, with the examiner leading questioning a good deal. Conversation topics dealt with in a straightforward but limited way. Examiner may need to rephrase questions before they are understood. Communicates obvious points, despite a good number of errors.
3/2	Discussion of the Presentation laboured, with the examiner doing most of the work. Conversation topics only work with considerable input from the examiner, and generally only understands simple questions when they are rephrased. Only some points clearly communicated, and many errors.
1/0	Little or nothing of merit.

For Foundation Tier it will be unusual for candidates to be awarded more than 7 marks.

Linguistic quality – 20 marks – covers the whole examination except the Presentation

20/19	Confident and very accurate use of a variety of tenses appropriate to subject matter. Wide range of structures and vocabulary with occasional isolated errors in more complex language. Responds at considerable length to open questions. Pronunciation and intonation extremely accurate for a non-native speaker.
18/17/16	Very good and consistent use of a variety of tenses appropriate to subject matter. Very good range of structures and vocabulary. Consistent use of more complex language features. Pronunciation and intonation very accurate for a non-native speaker.
15/14	Good consistent use of tense appropriate to subject matter with only occasional errors. Good range of structures and vocabulary. Some errors in more complex language. Pronunciation and intonation mostly accurate with only occasional slips.
13/12/11	Use of past, present and future tenses appropriate, but with some inaccuracies and inconsistencies. Fair range of structures and vocabulary. Pronunciation and intonation generally accurate with occasional hesitation.
10/9	General awareness and some use of tenses appropriate to subject matter, but many inaccuracies. Adequate range of structures and vocabulary. Pronunciation and intonation generally accurate, but some errors. Hesitant at times.
8/7	Some awareness and limited use of different tenses. Generally appropriate attempts at subject/verb accord. Fairly limited range of structures and vocabulary. Pronunciation and intonation fair, but inconsistent. Some hesitation.
6/5/4	Limited success in attempts at subject/verb accord. Very limited range of structures and vocabulary. Pronunciation and intonation approximate but intelligible. Hesitant delivery.
3/2	Very occasional awareness and success at subject/verb accord. Very limited range of vocabulary. Answers brief and often monosyllabic. Pronunciation very approximate and delivery very hesitant.
1/0	Little or nothing of merit.

For Foundation Tier it will be unusual for candidates to be awarded more than 13 marks.

General Notes (Role plays, Sections 1 and 2)***General marking principles***

The basic principle is that marks are to be awarded when the candidate's utterance would communicate a correct, relevant meaning to a sympathetic native speaker of the target language who does not speak English. A short utterance that conveys **the full message of the task** may be awarded the full marks available for that particular task. Examples given in this booklet, particularly for Section 2 Role plays, are not exhaustive and teacher/examiners should use their professional judgement when the candidate provides an alternative, acceptable answer.

Pronunciation

English pronunciations of words like *double* for *doble* or *polo* for *pollo* are to be regarded as errors of communication and should not be rewarded. Additionally pronunciations like *naranja* (the *j* being pronounced as the *g* in the English garage) and *servikios* for *servicios* should not be rewarded. Teacher/examiners should always query dubious pronunciation with a gentle *¿Cómo?* A correction by the candidate can still earn credit.

Prompting or “nudging”

However, if a teacher/examiner “feeds” a lexical item to the candidate, the candidate cannot receive any credit for that task. Example of a “nudge” and a “feed” in Section 2: “Nudge” *¿Quieres hablar español?* Candidate replies *Quiero estudiar español* and gets the mark. Feed: *¿Quieres estudiar español?* Candidate replies *Quiero estudiar español* and receives no mark, as the teacher provided the lexical items.

Note that the teacher/examiner may ask for further clarification if the candidate’s initial utterance is ambiguous, incomplete or too inaccurate. However, this is likely to be worth only one mark of the two available in the Section 2 Role plays, if more than one query or paraphrasing is needed from the teacher/examiner.

Time frames

In a task which requires a verb, or in a task where the candidate offers a verb, the time frame must be correct for the award of two marks in Section 2 Role plays.

Reminder about the General Conversation Section

Candidates must be given the opportunity to use past, present and future time references in order to access the full range of marks in the Linguistic Quality assessment grid.

On the following pages you will find:

Left hand page: a copy of the candidate’s card with Section 1 Role play at the top and Section 2 Role play below. At the bottom, topics to be used for the General Conversation.

Right hand page: *In italics*, suitable introductory remarks, questions and responses for use by the teacher/examiner. These are to be regarded as mandatory in substance. Teacher/examiners should be wary of rephrasing as this may give an unfair advantage by, for example, providing a key item of vocabulary. Some possible responses by candidates, with examples **in bold** of answers that would gain the full marks for communication.

After the Role plays there are some suggested questions for the General Conversation and then a copy of the working mark sheet.

BLANK PAGE

Foundation Card 1

Section 1

Situation A passer-by in Spain asks you for directions to the Town Hall.
Your teacher will play the part of the passer-by and start the conversation.

You will need to:

- 1 say where it is (e.g. on the right / on the left / straight ahead)
- 2 say at nine o'clock
- 3 say five minutes away
- 4 say by bus



Section 2

Situation You are talking to a Spanish friend about your job last summer.
Your teacher will play the part of the friend and start the conversation.

You will need to:

- 1 say you worked in a restaurant
- 2 give **two** details about the uniform
(e.g. trousers and a shirt / black trousers / red tee-shirt etc)
- 3 answer the question
- 4 say you want to work this year



General Conversation Topics (Select **two** of the following)

Home life
Free time
School life
Holidays

Please ensure that candidates are given the opportunity to use past, present and future time references in this section of the examination.

Foundation Card 1

Words in **bold** are examples of answers which will gain the full two marks for successful communication.

Section 1

ESTAMOS EN LA CALLE EN ESPAÑA

Por favor, ¿dónde está el ayuntamiento?

- 1 (Está a la) **derecha / izquierda / (está) todo recto** (etc)

¿A qué hora se abre?

- 2 (A las) **nueve**

¿Está lejos?

- 3 (A) **cinco minutos**

¿A pie?

- 4 (En) **autobús**

Adiós.

Section 2

HABLAMOS DE TU TRABAJO

¿Qué hiciste el año pasado?

- 1 **Trabajé en un restaurante**

¿Qué tipo de uniforme llevabas?

- 2 (Llevaba / llevé) **pantalones** (y una) **camisa / pantalones negro/a/os/as** (etc)

¿Cuántas horas trabajabas?

- 3 **Dos / Cinco / Muchas** (al día / a la semana) (etc)

¡Vaya!

- 4 **Quiero / quisiera / me gustaría trabajar este año / verano.**

Buena suerte.

Foundation Card 2

Section 1

Situation You go into a café in Chile.
Your teacher will play the part of the waiter / waitress and start the conversation.

You will need to:

- 1 order a hot drink (e.g. coffee / tea / chocolate)
- 2 choose a sandwich filling (e.g. ham / cheese / spicy sausage)
- 3 say you like the café
- 4 ask for the bill



Section 2

Situation You are interested in studying in Costa Rica. You telephone a college there.
Your teacher will play the part of the secretary and will start the conversation.

You will need to:

- 1 say you want to study Spanish
- 2 give your name and age
- 3 say you visited Spain last year
- 4 answer the question



General Conversation Topics (Select **two** of the following)

Your local area
Free time
Self, family & friends
Holidays

Please ensure that candidates are given the opportunity to use past, present and future time references in this section of the examination.

Foundation Card 2

Words in **bold** are examples of answers which will gain the full two marks for successful communication.

Section 1

ESTAMOS EN UN CAFÉ EN CHILE

Hola, buenas tardes.

1 (Un) **café** / (un) **té** / (un) **chocolate** (etc)

Y ¿un bocadillo de ...?

2 (De) **jamón** / **queso** / **chorizo** (etc)

¿Qué opina de nuestro café?

3 **Me gusta** (mucho el café) / **me encanta** (el café) (etc)

Me alegro. ¿Algo más?

4 **La cuenta** / **¿Cuánto** (es)? (por favor)

Aquí tiene.

Section 2

LLAMAS POR TELÉFONO A COSTA RICA

Instituto Cervantes. ¿Dígame?

1 **Quiero** / **quisiera** / **me gustaría estudiar español**

¿Me puede decir algo de usted?

2 **Me llamo Amy** / **Alex** (etc) (y) (tengo) **quince años** (etc)

Muy bien.

3 **Visité** / **estuve** (en) / **fui** (a) **España** (el) **año** / **verano** (etc) **pasado**

¿Cuándo quiere estudiar aquí?

4 (En) **agosto** / (el) **verano** / (etc)

Bueno, tenemos cursos durante todo el año.

Foundation Card 3

Section 1

Situation On holiday in Spain, you stop to buy an ice-cream.
Your teacher will play the part of the ice-cream seller and start the conversation.

You will need to:

- 1 ask for an ice-cream
- 2 say what flavour (e.g. strawberry / chocolate / pineapple etc)
- 3 ask the price
- 4 ask where the beach is



Section 2

Situation You are in a shop in Peru.
Your teacher will play the part of the shopkeeper and start the conversation.

You will need to:

- 1 say you want to buy a tee-shirt
- 2 mention **two** details (e.g. colour / size / design)
- 3 say you arrived yesterday
- 4 answer the question



General Conversation Topics (Select **two** of the following)

Home life
Your local area
Careers, work, work experience
Holidays

Please ensure that candidates are given the opportunity to use past, present and future time references in this section of the examination.

Foundation Card 3

Words in **bold** are examples of answers which will gain the full two marks for successful communication.

Section 1

ESTAMOS EN UN CAFÉ

Hola, buenas tardes.

- 1 (Quiero / quisiera / me gustaría un) **helado** / (un) **polo**

Sí. ¿De qué sabor?

- 2 (De) **fresa** / **chocolate** / **piña** (etc)

Muy bien.

- 3 **¿Cuánto es?** (etc)

Es un euro.

- 4 **¿Dónde está la playa?** / **¿(La) playa, por favor?**

Por allí. ¡Que lo pases bien!

Section 2

ESTÁS EN UNA TIENDA DE ROPA

¡Hola!

- 1 **Quiero** / **quisiera** / **me gustaría** (comprar una) **camiseta**

¿Qué tipo buscas?

- 2 (Quiero una) **azul** (y) **grande** / **negro/a** / **con el coche** (etc)

Bueno, aquí tienes. ¿Estás de visita?

- 3 (Sí) **Llegué ayer**

¿Cuánto tiempo vas a pasar aquí?

- 4 **Una semana** / **dos días** (etc)

¡Bienvenido a nuestro pueblo!

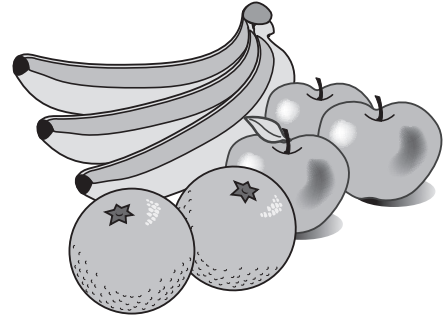
Foundation Card 4

Section 1

Situation You are in a grocer's shop in Spain.
Your teacher will play the part of the assistant and start the conversation.

You will need to:

- 1 ask for a fruit (e.g. oranges / apples / pears)
- 2 say a kilo
- 3 ask for something else (e.g. ham / cheese / water)
- 4 ask the price



Section 2

Situation You are at a theme park in Spain.
Your teacher will play the part of the employee and will start the conversation.

You will need to:

- 1 say you have lost your brother / sister
- 2 describe him / her.
Give **two** details (e.g. short / dark / blue eyes etc)
- 3 answer the question
- 4 say you want to speak to your parents



General Conversation Topics (Select **two** of the following)

School life
Free time
Careers, work, work experience
Self, family & friends

Please ensure that candidates are given the opportunity to use past, present and future time references in this section of the examination.

Foundation Card 4

Words in **bold** are examples of answers which will gain the full two marks for successful communication.

Section 1

ESTAMOS EN UNA TIENDA

Hola, buenos días. ¿Qué desea?

1 (Quiero) **naranja(s) / manzana(s) / pera(s)** (etc)

¿Cuánto quiere?

2 (Un) **kilo**

¿Qué más le pongo?

3 **Jamón / queso / agua** (etc)

Bueno, aquí tiene.

4 **¿Cuánto es / son / vale(n) / cuesta(n) ?**

Son tres euros.

Section 2

ESTÁS EN UN PARQUE DE ATRACCIONES

¿Te puedo ayudar?

1 **He perdido / Perdí** (a mi) **hermano / hermana**

¿Cómo es tu hermano / a?

2 (Es) **bajo/a** (y) **moreno/a** / (tiene los) **ojos azules** (etc)

¿Cuántos años tiene tu hermano / a?

3 (Tiene) **ocho** (etc) (años)

No te preocupes. Vamos a buscarlo / la.

4 **Quiero / quisiera / me gustaría hablar** (con) **mis padres**

Por supuesto.

Foundation Card 5

Section 1

Situation A Spanish friend phones you during your stay in Spain.
Your teacher will play the part of your friend.
You start the conversation.

You will need to:

- 1 answer the phone
- 2 ask your friend how he / she is
- 3 suggest somewhere to go (e.g. cinema / swimming pool / beach)
- 4 say seven o'clock



Section 2

Situation You are talking to a Spanish friend about your studies.
Your teacher will play the part of the friend and start the conversation.

You will need to:

- 1 say you want to study history
- 2 say you worked a lot last year
- 3 mention **two** subjects you don't like (e.g. English / geography / chemistry)
- 4 answer the question



General Conversation Topics (Select **two** of the following)

School life
Self, family and friends
Your local area
Holidays

Please ensure that candidates are given the opportunity to use past, present and future time references in this section of the examination.

Foundation Card 5

Words in **bold** are examples of answers which will gain the full two marks for successful communication.

Section 1

HABLAS POR TELÉFONO. **TÚ** EMPIEZAS LA CONVERSACIÓN.

- 1 **Dígame / hola / bueno** (etc)

Hola, soy Miguel / María.

- 2 (Hola) **¿Qué tal / Cómo estás?**

Bien, bien. Entonces, ¿adónde vamos?

- 3 (Vamos al / a la) **cine / piscina / playa** (etc)

¿A qué hora nos vemos?

- 4 (A las) **siete**

Bueno, hasta luego.

Section 2

HABLAS DE TUS ESTUDIOS

¿Qué planes tienes?

- 1 **Quiero / quisiera / me gustaría estudiar** (la) **historia**

¿Eres buen / a estudiante?

- 2 **Trabajé mucho el año pasado**

¿Qué asignaturas no te gustan?

- 3 (No me gustan) (el) **inglés** (ni) (la) **geografía** (etc)

¿Por qué no te gusta el inglés / la geografía (etc)?

- 4 (Es) **difícil / aburrido** (etc)

A mí tampoco me gusta.


Foundation Card 6

Section 1

Situation A passer-by in Spain asks you for directions to the Town Hall.
Your teacher will play the part of the passer-by and start the conversation.

You will need to:

- 1 say where it is (e.g. on the right / on the left / straight ahead)
- 2 say at nine o'clock
- 3 say five minutes away
- 4 say by bus



Section 2

Situation You are interested in studying in Costa Rica. You telephone a college there.
Your teacher will play the part of the secretary and will start the conversation.

You will need to:

- 1 say you want to study Spanish
- 2 give your name and age
- 3 say you visited Spain last year
- 4 answer the question



General Conversation Topics (Select **two** of the following)

Self, family and friends
Holidays
Home life
Careers, work, work experience

Please ensure that candidates are given the opportunity to use past, present and future time references in this section of the examination.

Foundation Card 6

Words in **bold** are examples of answers which will gain the full two marks for successful communication.

Section 1

ESTAMOS EN LA CALLE EN ESPAÑA

Por favor, ¿dónde está el ayuntamiento?

- 1 (Está a la) **derecha / izquierda / (está) todo recto** (etc)

¿A qué hora se abre?

- 2 (A las) **nueve**

¿Está lejos?

- 3 (A) **cinco minutos**

¿A pie?

- 4 (En) **autobús**

Adiós.

Section 2

LLAMAS POR TELÉFONO A COSTA RICA

Instituto Cervantes. ¿Dígame?

- 1 **Quiero / quisiera / me gustaría estudiar español**

¿Me puede decir algo de usted?

- 2 **Me llamo Amy / Alex** (etc) (y) (tengo) **quince años** (etc)

Muy bien.

- 3 **Visité / estuve** (en) / **fui** (a) **España** (el) **año / verano** (etc) **pasado**

¿Cuándo quiere estudiar aquí?

- 4 (En) **agosto / (el) verano / (etc)**

Bueno, tenemos cursos durante todo el año.

Foundation Card 7

Section 1

Situation You go into a café in Chile.
Your teacher will play the part of the waiter / waitress and start the conversation.

You will need to:

- 1 order a hot drink (e.g. coffee / tea / chocolate)
- 2 choose a sandwich filling (e.g. ham / cheese / spicy sausage)
- 3 say you like the café
- 4 ask for the bill



Section 2

Situation You are in a shop in Peru.
Your teacher will play the part of the shopkeeper and start the conversation.

You will need to:

- 1 say you want to buy a tee-shirt
- 2 mention **two** details (e.g. colour / size / design)
- 3 say you arrived yesterday
- 4 answer the question



General Conversation Topics (Select **two** of the following)

Home life
Your local area
Free time
Self, family and friends

Please ensure that candidates are given the opportunity to use past, present and future time references in this section of the examination.

Foundation Card 7

Words in **bold** are examples of answers which will gain the full two marks for successful communication.

Section 1

ESTAMOS EN UN CAFÉ EN CHILE

Hola, buenas tardes.

- 1 (Un) **café** / (un) **té** / (un) **chocolate** (etc)

Y ¿un bocadillo de ...?

- 2 (De) **jamón** / **queso** / **chorizo** (etc)

¿Qué opina de nuestro café?

- 3 **Me gusta** (mucho el café) / **me encanta** (el café) (etc)

Me alegro. ¿Algo más?

- 4 **La cuenta** / **¿Cuánto** (es)?(por favor)

Aquí tiene.

Section 2

ESTÁS EN UNA TIENDA DE ROPA

¡Hola!

- 1 **Quiero** / **quisiera** / **me gustaría** (comprar una) **camiseta**

¿Qué tipo buscas?

- 2 (Quiero una) **azul** (y) **grande** / **negro/a** / **con el coche** (etc)

Bueno, aquí tienes. ¿Estás de visita?

- 3 (Sí) **Llegué ayer**

¿Cuánto tiempo vas a pasar aquí?

- 4 **Una semana** / **dos días** (etc)

¡Bienvenido a nuestro pueblo!

Foundation Card 8

Section 1

Situation On holiday in Spain, you stop to buy an ice-cream.
Your teacher will play the part of the ice-cream seller and start the conversation.

You will need to:

- 1 ask for an ice-cream
- 2 say what flavour (e.g. strawberry / chocolate / pineapple etc)
- 3 ask the price
- 4 ask where the beach is



Section 2

Situation You are at a theme park in Spain.
Your teacher will play the part of the employee and will start the conversation.

You will need to:

- 1 say you have lost your brother / sister
- 2 describe him / her.
Give **two** details (e.g. short / dark / blue eyes etc)
- 3 answer the question
- 4 say you want to speak to your parents



General Conversation Topics (Select **two** of the following)

School Life
Free time
Self, family and friends
Holidays

Please ensure that candidates are given the opportunity to use past, present and future time references in this section of the examination.

Foundation Card 8

Words in **bold** are examples of answers which will gain the full two marks for successful communication.

Section 1

ESTAMOS EN UN CAFÉ

Hola, buenas tardes.

- 1 (Quiero / quisiera / me gustaría un) **helado** / (un) **polo**

Sí. ¿De qué sabor?

- 2 (De) **fresa** / **chocolate** / **piña** (etc)

Muy bien.

- 3 **¿Cuánto es?** (etc)

Es un euro.

- 4 **¿Dónde está la playa?** / **¿(La) playa, por favor?**

Por allí. ¡Que lo pases bien!

Section 2

ESTÁS EN UN PARQUE DE ATRACCIONES

¿Te puedo ayudar?

- 1 **He perdido** / **Perdí** (a mi) **hermano** / **hermana**

¿Cómo es tu hermano / a?

- 2 (Es) **bajo/a** (y) **moreno/a** / (tiene los) **ojos azules** (etc)

¿Cuántos años tiene tu hermano / a?

- 3 (Tiene) **ocho** (etc) (años)

No te preocupes. Vamos a buscarlo / la.

- 4 **Quiero** / **quisiera** / **me gustaría hablar** (con) **mis padres**

Por supuesto.

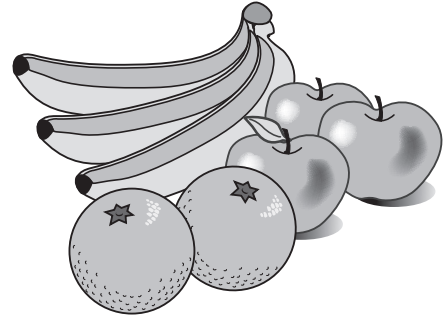
Foundation Card 9

Section 1

Situation You are in a grocer's shop in Spain.
Your teacher will play the part of the assistant and start the conversation.

You will need to:

- 1 ask for a fruit (e.g. oranges / apples / pears)
- 2 say a kilo
- 3 ask for something else (e.g. ham / cheese / water)
- 4 ask the price



Section 2

Situation You are talking to a Spanish friend about your studies.
Your teacher will play the part of the friend and start the conversation.

You will need to:

- 1 say you want to study history
- 2 say you worked a lot last year
- 3 mention **two** subjects you don't like (e.g. English / geography / chemistry)
- 4 answer the question



General Conversation Topics (Select **two** of the following)

Home life
Careers, work, work experience
Free time
Holidays

Please ensure that candidates are given the opportunity to use past, present and future time references in this section of the examination.

Foundation Card 9

Words in **bold** are examples of answers which will gain the full two marks for successful communication.

Section 1

ESTAMOS EN UNA TIENDA

Hola, buenos días. ¿Qué desea?

- 1 (Quiero) **naranja(s)** / **manzana(s)** / **pera(s)** (etc)

¿Cuánto quiere?

- 2 (Un) **kilo**

¿Qué más le pongo?

- 3 **Jamón** / **queso** / **agua** (etc)

Bueno, aquí tiene.

- 4 **¿Cuánto es / son / vale(n) / cuesta(n) ?**

Son tres euros.

Section 2

HABLAS DE TUS ESTUDIOS

¿Qué planes tienes?

- 1 **Quiero / quisiera / me gustaría estudiar** (la) **historia**

¿Eres buen / a estudiante?

- 2 **Trabajé mucho el año pasado**

¿Qué asignaturas no te gustan?

- 3 (No me gustan) (el) **inglés** (ni) (la) **geografía** (etc)

¿Por qué no te gusta el inglés / la geografía (etc)?

- 4 (Es) **difícil** / **aburrido** (etc)

A mí tampoco me gusta.

Foundation Card 10

Section 1

Situation A Spanish friend phones you during your stay in Spain.
Your teacher will play the part of your friend.
You start the conversation.

You will need to:

- 1 answer the phone
- 2 ask your friend how he / she is
- 3 suggest somewhere to go (e.g. cinema / swimming pool / beach)
- 4 say seven o'clock



Section 2

Situation You are talking to a Spanish friend about your job last summer.
Your teacher will play the part of the friend and start the conversation.

You will need to:

- 1 say you worked in a restaurant
- 2 give **two** details about the uniform
(e.g. trousers and a shirt / black trousers / red tee-shirt etc)
- 3 answer the question
- 4 say you want to work this year



General Conversation Topics (Select **two** of the following)

Home life
Self, family and friends
Your local area
School life

Please ensure that candidates are given the opportunity to use past, present and future time references in this section of the examination.

Foundation Card 10

Words in **bold** are examples of answers which will gain the full two marks for successful communication.

Section 1

HABLAS POR TELÉFONO. **TÚ** EMPIEZAS LA CONVERSACIÓN.

- 1 **Dígame / hola / bueno** (etc)

Hola, soy Miguel / María.

- 2 (Hola) **¿Qué tal / Cómo estás?**

Bien, bien. Entonces, ¿adónde vamos?

- 3 (Vamos al / a la) **cine / piscina / playa** (etc)

¿A qué hora nos vemos?

- 4 (A las) **siete**

Bueno, hasta luego.

Section 2

HABLAMOS DE TU TRABAJO

¿Qué hiciste el año pasado?

- 1 **Trabajé en un restaurante**

¿Qué tipo de uniforme llevabas?

- 2 (Llevaba / llevé) **pantalones** (y una) **camisa / pantalones negro/a/os/as** (etc)

¿Cuántas horas trabajabas?

- 3 **Dos / Cinco / Muchas** (al día / a la semana) (etc)

¡Vaya!

- 4 **Quiero / quisiera / me gustaría trabajar este año / verano.**

Buena suerte.

INTRODUCTION TO THE TOPIC-BASED QUESTIONS

A selection of questions now follows. These are for use in the General Conversation section of the Speaking Test, although they may also prove fruitful in discussing the candidate's Presentation.

Each bank of questions contains ideas for topic-based conversations. These questions are not in any mandatory sequence. They may be re-phrased or varied as appropriate to each candidate. These lists do not preclude other appropriate questions, which the teacher/examiner may choose to introduce on a particular topic.

These are suggestions of areas to be explored in the course of a natural conversation between teacher/examiner and candidate. **On no account should any conversation be a mere recitation of these lists of questions.**

These banks of questions have been drawn up to serve as a reminder that it is advisable to offer candidates opportunities to use a variety of opinions and tenses in their responses, because higher marks can only be awarded for the inclusion of such features.

SOME IDEAS AND SUGGESTIONS**1 (a) Home life**

Tell me about your home. Do you live in a house/caravan/flat?
 How many rooms are there? What is in the dining room?
 Do you have a garden? Size? Plants? Flowers? Trees?
 Do you help at home? What did you do yesterday to help at home?
 Do you do the hoovering/the washing up/help grandparents?
 What time do you get up/get home/have lunch?
 What is your daily routine at home (morning/evening/weekend)?
 What do you like about your home/bedroom? Why?
 What colour are the walls? Do you like them? Why (not)?
 Who will cook dinner tonight? Your mother? Father? You?
 What do you like to eat? Opinions about food/meals.
 What would you change about your home? Why?

1 (b) School life

What is your school called? How many pupils are there in your class?
 How many teachers are there at your school?
 Describe your classroom/school buildings/grounds.
 Is it a big classroom? What is in your classroom?
 What is your favourite lesson? Why? Which lesson do you not like? Why?
 Do you like maths? What lesson will you have after break/lunchtime?
 What time did you arrive at school this morning?
 When will you have lunch/go home (this afternoon)?
 Describe your daily routine at school (morning/lunchtime).
 What do you do at break/lunchtime? Who with?
 What do you (not) like about school/lessons/sports? Why?
 Describe your school uniform. What do you think of school rules? Opinions about uniform/
 homework.
 Do you like your school (uniform)? Why (not)?
 What would you change about your school?

SOME IDEAS AND SUGGESTIONS

2 (a) Self, family and friends

How many sisters do you have? Tell me about your sister, Sharon.
 Tell me about your best friend/grandmother.
 Have you got a cat or a dog? Describe your dog/cat/horse/fish.
 Tell me about your father/brother. Job/temperament/hair/size.
 Do you go to the cinema/go to church/play football with your friends?
 What do you like to do with your friends? Last weekend? Next weekend?
 What kind of person are you? Intelligent/friendly/sporty/hard-working?
 What do you (not) like about your friends/classmates? Why?
 Who is your best friend? Describe him/her. Likes/dislikes.
 Do you like your brother? Are your parents nice/strict?
 When is your birthday? How do you celebrate it?
 What do you do at the weekend/in the evening?
 What did you do last weekend? And next weekend?

2 (b) Free time

What do you do at the weekend/in the evenings? What are your hobbies?
 Do you play sport? Do you like listening to music? What sort? Who with?
 Do you go clubbing? What is your favourite TV programme?
 Do you like reading/skateboarding/riding? What books? When?
 Do you go shopping/watch football/go to church at the weekend?
 What do you do in your free time? Last weekend? And next weekend?
 What time do you get up on Saturday/Sunday? What do you usually do?
 What do you like to do in the evening/at the weekend?
 What do you do on Saturday/Sunday (morning/afternoon/evening)?
 What do you (not) like about the weekend? Why?
 Do you watch TV with your family? Do you go out with your friends?
 Opinions about friends/family.
 How much pocket money do you get? Do you have a Saturday job?
 What do you buy with your (pocket) money? Clothes/fashion/music/sport?

SOME IDEAS AND SUGGESTIONS**3 (a) Your local area**

Where do you live? Do you live in Xtown/Xthorpe?
 Is it a big town? Industrial? Is it a small village? Touristy?
 Is there a cinema (nearby)? Are there lots of clubs (nearby)?
 What (else) is there in the area for young people (to do)?
 Have you visited Xburgh Castle/Museum/Park? What did you see/do?
 What (else) is there in the area for tourists (to do)?
 Where do you go shopping? In Xtown? When?
 What will you do next weekend? Shopping? Who with?
 What do you think about your town/village/region? Why?
 Do you like living in Xtown? Why? Transport/entertainment?
 Do you prefer living in the town or the country?
 Would you like to live in Spain? What is the weather like here/there?
 If you had the choice, where would you like to live? Abroad? Why?

4 Careers, work, work experience

Will you go to college in September? What will you study there?
 What job do you want to do after you leave school (in September)?
 Do you have a job in a supermarket? Where do you work on Saturdays?
 Do you work at the weekend/in the evenings? Opinions about this work.
 Have you been on your work experience? Where?
 What is the company called? Did you like working at X Ltd? Why (not)?
 What did you do there? Am/pm. Meals.
 How did you travel there? What time did you arrive at X Ltd?
 What sort of job would you like in the future? Why?
 After college/school? Do you want to work in a shop/office/garage?
 What does your father/sister do? Would you like to do that job?
 What work does your mother/brother do? Do you want to be an xxxx?
 What money do you earn/receive? What do you buy with it?

SOME IDEAS AND SUGGESTIONS**5 (c) Holidays**

Where do you go on holiday? Blackpool? Spain? Camping? Visit family?
Where are you going this year (did you go last year) for your holidays?
Where do you like to go on holiday? Do you stay in a caravan/hotel/tent?
Who do you go on holiday with? Friends? Family?
How do you travel when you go on holiday? Plane? Train? Car?
Describe your holidays (weather/accommodation/activities).
What do you like to do on holiday? Who with? If weather is bad?
What did you do in the Xmas/Easter holidays? Celebrations/visits/meals.
At Xmas what do you do? With family? With friends? Eat/drink/go out?
What do you like about holidays? Why? Do you go away/stay at home?
What do you do on holiday? What did you do last year on holiday?
What do you do at home in the holidays? Do you like that? Why (not)?
Do you prefer holidays with family or with friends?
Will you go on holiday with your family this year? Where will you go?
If you had lots of money, where would you go on holiday? Who with?

Spanish

OCR GCSE 1928 Speaking Units 2382 and 2385

Speaking Mark Sheet

Candidate Name	Centre Number	
	Candidate Number	

- Foundation Tier: Section 1 RP and Section 2 RP.
- Higher Tier: Section 2 RP and Section 3 RP.
- 2385 only: please circle the correct mark in the boxes below.

Card Number

SECTION 1 ROLE PLAY					SECTION 2 ROLE PLAY					SECTION 3 ROLE PLAY		
TASK	1	2	3	4	TASK	1	2	3	4	8		
	2	2	2	2		2	2	2	2	6	7	
	1	1	1	1		1	1	1	1	4	5	
	0	0	0	0		0	0	0	0	2	3	
										0	1	
TOTAL	/8				TOTAL	/8				TOTAL	/8	

PRESENTATION TOPIC:	DISCUSSION AND CONVERSATION	LINGUISTIC QUALITY																																						
	TOPIC 1:																																							
	TOPIC 2:																																							
<table border="1"> <tr><td>4</td></tr> <tr><td>3</td></tr> <tr><td>2</td></tr> <tr><td>1</td></tr> <tr><td>0</td></tr> </table>	4	3	2	1	0	<table border="1"> <tr><td colspan="2">10</td></tr> <tr><td>8</td><td>9</td></tr> <tr><td>6</td><td>7</td></tr> <tr><td>4</td><td>5</td></tr> <tr><td>2</td><td>3</td></tr> <tr><td>0</td><td>1</td></tr> </table>	10		8	9	6	7	4	5	2	3	0	1	<table border="1"> <tr><td>19</td><td>20</td></tr> <tr><td>16</td><td>17</td><td>18</td></tr> <tr><td>14</td><td>15</td></tr> <tr><td>11</td><td>12</td><td>13</td></tr> <tr><td>9</td><td>10</td></tr> <tr><td>7</td><td>8</td></tr> <tr><td>4</td><td>5</td><td>6</td></tr> <tr><td>2</td><td>3</td></tr> <tr><td>0</td><td>1</td></tr> </table>	19	20	16	17	18	14	15	11	12	13	9	10	7	8	4	5	6	2	3	0	1
4																																								
3																																								
2																																								
1																																								
0																																								
10																																								
8	9																																							
6	7																																							
4	5																																							
2	3																																							
0	1																																							
19	20																																							
16	17	18																																						
14	15																																							
11	12	13																																						
9	10																																							
7	8																																							
4	5	6																																						
2	3																																							
0	1																																							

For Examiner's/Moderator's use

Ops
Just

Ops
Just

Past
Present
Future

Section 1 Role Play (max 8)	TOTAL (max. 50)	Name of Teacher conducting Test:
Section 2 Role Play (max 8)		Date of Test:
Section 3 Role Play (max 8)		
Presentation (max 4)		Name of OCR Moderator/Examiner
Discussion and Conversation (max 10)		
Linguistic Quality (max 20)		

Permission to reproduce items where third-party owned material protected by copyright is included has been sought and cleared where possible. Every reasonable effort has been made by the publisher (OCR) to trace copyright holders, but if any items requiring clearance have unwittingly been included, the publisher will be pleased to make amends at the earliest possible opportunity.

OCR is part of the Cambridge Assessment Group. Cambridge Assessment is the brand name of University of Cambridge Local Examinations Syndicate (UCLES), which is itself a department of the University of Cambridge.