

GENERAL CERTIFICATE OF SECONDARY EDUCATION

2381/01

SPANISH

Listening (Foundation Tier)

TUESDAY 13 MAY 2008

Morning

Time: 5 minutes reading time + 40 minutes (approx.)

Candidates answer on the question paper

Additional materials (enclosed): None

Additional materials (required):

Cassette/CD



Candidate
Forename

Candidate
Surname

Centre
Number

--	--	--	--	--

Candidate
Number

--	--	--	--

INSTRUCTIONS TO CANDIDATES

- You will now have finished the five minutes' reading time for this paper.
- The test will begin now.
- During this introduction you should tell the invigilator immediately if you have any difficulty in hearing the recording. Once the test has begun, the tape will not be stopped.
- Write your name in capital letters, your Centre Number and Candidate Number in the boxes above.
- Use blue or black ink.
- Read each question carefully and make sure that you know what you have to do before starting your answer.
- Answer **all** the questions.
- Do **not** write in the bar codes.
- Write your answer to each question in the space provided.

INFORMATION FOR CANDIDATES

- The number of marks for each question is given in brackets [] at the end of each question or part question.
- The total number of marks for this paper is **50**.
- Listen carefully to the instructions and follow the example for each exercise.
- There will be pauses to give you time to read the questions and to write your answers.
- You will hear all the recordings twice.
- You may write your answers at any time during the test.
- Dictionaries are not allowed.
- Open your booklet now.

FOR EXAMINER'S USE	
Section 1	
Section 2	
TOTAL	

This document consists of **16** printed pages and **4** blank pages.

2
Section 1

There are **five** exercises in this section.

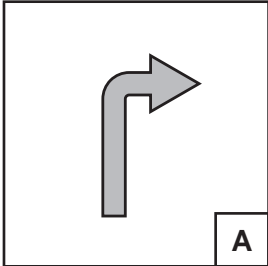
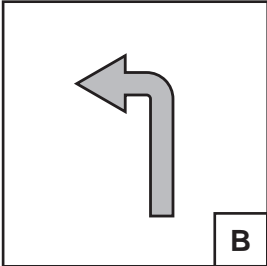
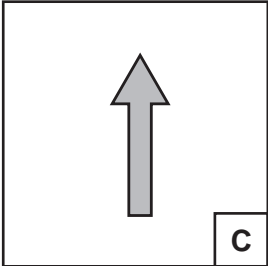
Exercise 1: Questions 1 to 5

You are in a car in Spain and listen to the satellite navigation instructions.

Look at the pictures.

For each instruction tick the correct box.

Example:

		
A <input checked="" type="checkbox"/>	B <input type="checkbox"/>	C <input type="checkbox"/>

The correct answer is **A**.

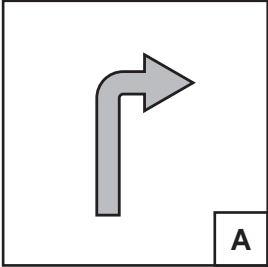
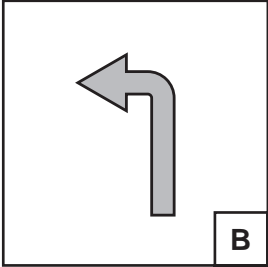
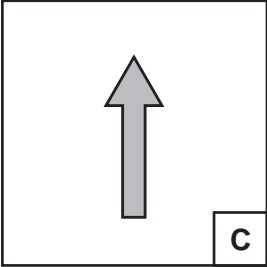
Now listen to the instructions.

1

5 km	6 km	7 km
A <input type="checkbox"/>	B <input type="checkbox"/>	C <input type="checkbox"/>

[1]

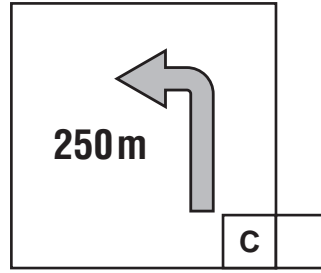
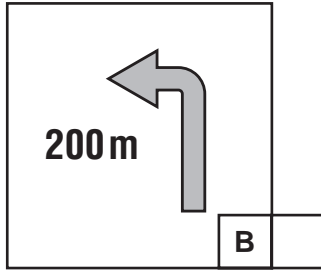
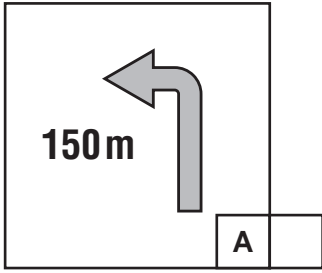
2

		
A <input type="checkbox"/>	B <input type="checkbox"/>	C <input type="checkbox"/>

[1]

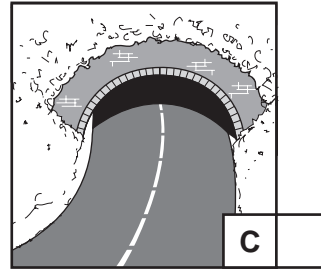
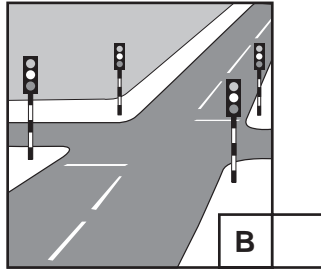
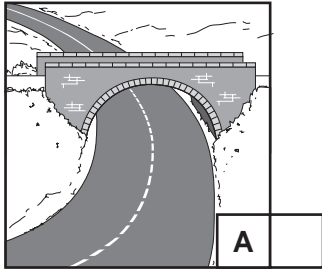
3

3




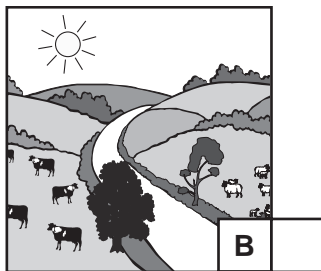
[1]

4



[1]

5



[1]

[Total: 5 marks]

Ejercicio 2: Preguntas 6–15

En el colegio.

Mira los dibujos.

Marca una señal (✓) en la casilla correcta.



Ejemplo: Número de alumnos

800	A	<input type="checkbox"/>
------------	----------	--------------------------

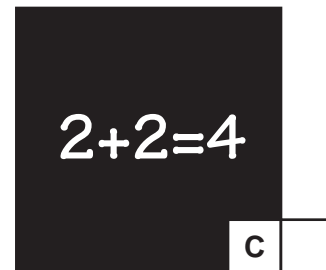
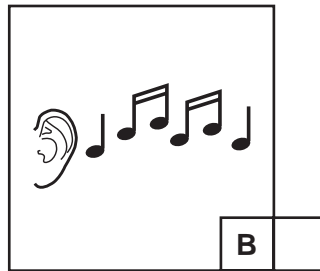
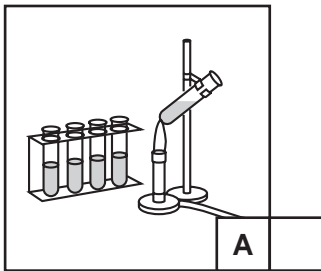
1000	B	<input checked="" type="checkbox"/>
-------------	----------	-------------------------------------

1200	C	<input type="checkbox"/>
-------------	----------	--------------------------

La respuesta correcta es **B**.


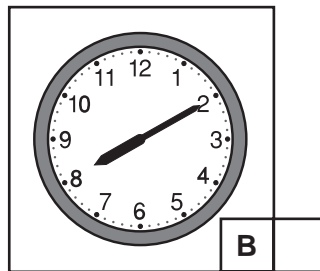

Escucha.

6 La primera clase ...






[1]

7 Empieza ...





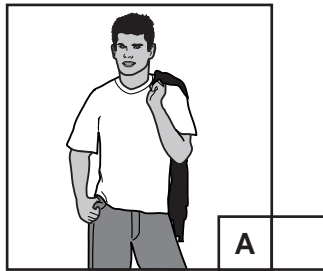
[1]

8 La clase es ...



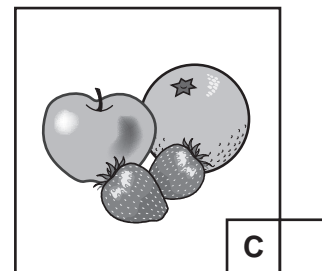
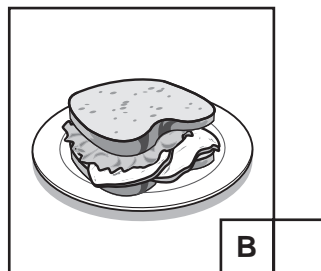
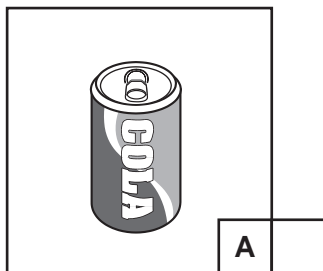
[1]

9 El profesor es ...



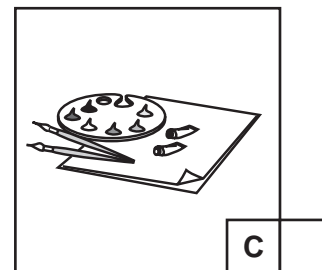
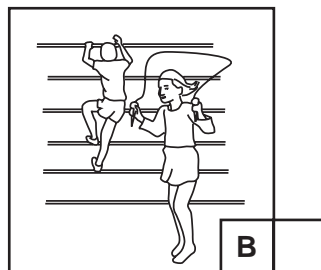
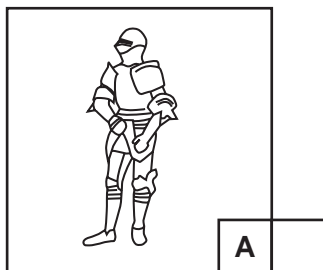
[1]

10 Durante el recreo ...



[1]

11 Mi asignatura preferida ...



[1]


12 Visita ...



A



B




C

[1]


13 Esta tarde ...



A



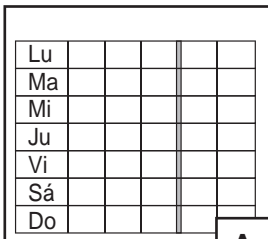
B



C

[1]

14 Normalmente ...



A




B




C

[1]


15 Mañana ...



A



B



C

[1]

[Total: 10 marks]




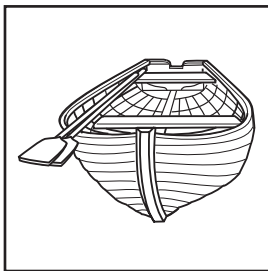
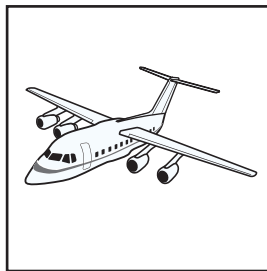

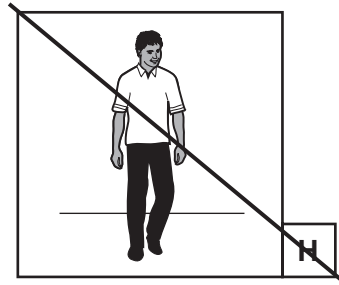
7
BLANK PAGE

PLEASE DO NOT WRITE ON THIS PAGE

Ejercicio 3: Preguntas 16–20

El transporte.

Mira los dibujos.

**A****B****C****D****E****F****G****H**

Escribe la letra correcta.

Ejemplo

H

La respuesta correcta es H.

Escucha.

16

[1]

17

[1]

18

[1]

19

[1]

20

[1]





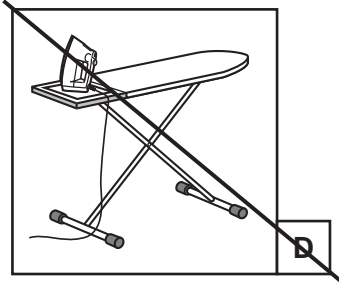



[Total: 5 marks]

Ejercicio 4: Preguntas 21–25

En casa.

Mira los dibujos.

Escribe la letra correcta para cada persona.



Ejemplo:

D

La respuesta correcta es **D**.

Escucha.

21

[1]

22

[1]

23

[1]

24

[1]

25

[1]

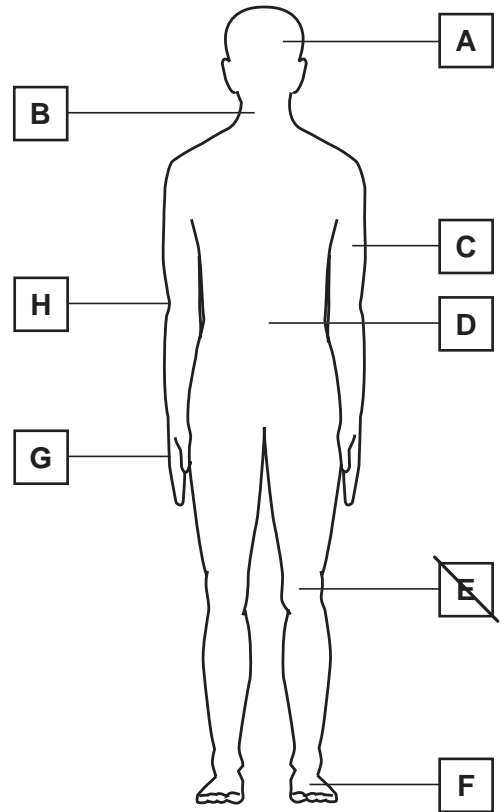
[Total: 5 marks]

Ejercicio 5: Preguntas 26–30

Me duele ...

Mira el dibujo.

Escribe la letra correcta.



Ejemplo: E

La respuesta correcta es **E**.

Escucha.

- | | | | |
|-----------|---|--|-----|
| 26 | <input style="width: 40px; height: 30px;" type="text"/> | | [1] |
| 27 | <input style="width: 40px; height: 30px;" type="text"/> | | [1] |
| 28 | <input style="width: 40px; height: 30px;" type="text"/> | | [1] |
| 29 | <input style="width: 40px; height: 30px;" type="text"/> | | [1] |
| 30 | <input style="width: 40px; height: 30px;" type="text"/> | | [1] |

[Total: 5 marks]

END OF SECTION ONE

13
BLANK PAGE

PLEASE DO NOT WRITE ON THIS PAGE

14
Section 2


There are **three** exercises in this section.

Exercise 1: Questions 1–5

Audio-guide to a car museum in Cuba.


Look at the pictures.

For each question tick the correct box.




Example:


This is a museum of:



A




B




C

Now listen to the audio-guide.


1 The oldest car dates from:



A




B




C

[1]


2 It was a present for:



A





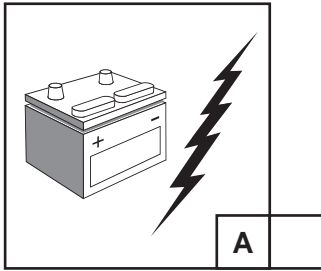
B



C


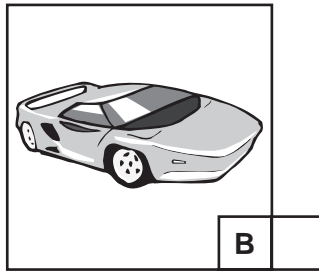
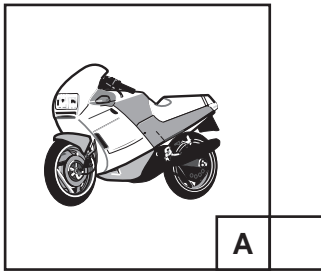
[1]

3 It is driven by:



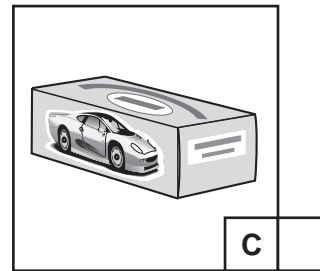
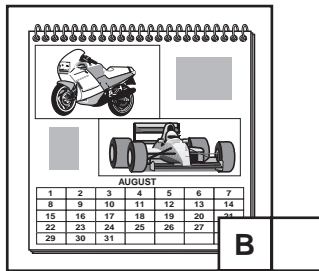
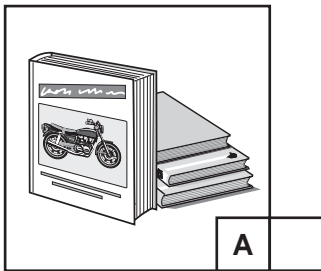
[1]

4 In the second room there are:



[1]

5 The shop sells:



[1]

[Total: 5 marks]

Ejercicio 2: Preguntas 6–10



100 años de cambios y diferencias en España.

Mira las palabras.

- | | |
|-------------------------------|-----------------------------------|
| A compras | H religión |
| B vacío/a | J avión |
| C español/a | K relajado/a |
| D perdido/a | L internacional |
| E tren | M frío/a |
| F elegante | N animales |
| G máquinas eléctricas | P ejercicio |
| | R familia |

Escribe las letras correctas.

Escucha.

	Cambios de ...	Antes 1908	Ahora 2008	
Ejemplo:	Comida	C	L	
6	Ropa			[2]
7	Domingo			[2]
Pausa				
8	Tiempo libre			[2]
9	Casa			[2]
10	Transporte			[2]

[Total: 10 marks]

Ejercicio 3: Preguntas 11–13

¿Adónde vamos de vacaciones?

Pablo y Ana hablan de las razones a favor y en contra.

Mira las palabras.

A historia

E comida

B familia

F coste

C lengua

~~**G** transporte~~

D amistad

~~**H** distancia~~

	País	a favor ... ✓	en contra x
Ejemplo:	Francia	G	H
10	Italia		
11	Méjico		
12	Irlanda		

[2]

[2]

[1]

[Total: 5 marks]

END OF SECTION TWO

PLEASE DO NOT WRITE ON THIS PAGE

19
BLANK PAGE

PLEASE DO NOT WRITE ON THIS PAGE

PLEASE DO NOT WRITE ON THIS PAGE

Permission to reproduce items where third-party owned material protected by copyright is included has been sought and cleared where possible. Every reasonable effort has been made by the publisher (OCR) to trace copyright holders, but if any items requiring clearance have unwittingly been included, the publisher will be pleased to make amends at the earliest possible opportunity.

OCR is part of the Cambridge Assessment Group. Cambridge Assessment is the brand name of University of Cambridge Local Examinations Syndicate (UCLES), which is itself a department of the University of Cambridge.