

**GENERAL CERTIFICATE OF SECONDARY EDUCATION  
SPANISH**

**2382 & 2385**

Speaking (Higher Tier)

**ROLE PLAY BOOKLET 1**

**JUNE 2008**

**To be completed between 7 March and 15 May 2008**



**INSTRUCTIONS TO CANDIDATES**

- You must carry out the tasks specified on Pages 2 and 3 of this booklet.
- The roles to be played by you and your teacher are indicated.
- For the Narrative role play you should use the notes to tell your teacher what happened in the story. Be prepared to respond to any questions or comments from your teacher.
- You have about 12 minutes to study the situations.

**INFORMATION FOR CANDIDATES**

- There is no Section 1 in the Higher Tier Speaking test.
- The important thing in the Section 2 role play is to convey the message.
- You must not make any written notes during the preparation period before the examination.
- For your Presentation you may take into the examination room a cue card with up to five short headings on it. No other written notes are allowed.
- No dictionaries are allowed.
- After the two role plays you will do a Presentation, for about one minute, on a subject you have prepared.
- The rest of the Speaking test will consist of a Discussion of the Presentation with your teacher, and finally, two General Conversation topics.

This document consists of **4** printed pages.

## Higher Tier Booklet 1

## Section 2

**Situation** You are talking to a Spanish friend about your job last summer.  
Your teacher will play the part of the friend and start the conversation.

You will need to:

- 1 say you worked in a restaurant
- 2 give **two** details about the uniform  
(e.g. trousers and a shirt / black trousers / red tee-shirt etc)
- 3 answer the question
- 4 say you want to work this year



## Higher Tier Booklet 1

## Section 3 (Narrative)

**Situation** The notes and pictures below give an outline of a trip to New York you won as a prize in a cycling competition last year.

**¡PREMIO!**



¿En qué tipo de concurso participaste?



¿Qué ganaste? ¿Cómo celebraste?

**EL VIAJE**





¿Adónde fuiste? ¿Con quién? ¿Cuándo? ¿Durante el viaje? ¿Tu opinión? ¿Por qué?


**LA VISITA: LOS DÍAS**




¿Qué actividades?





¿Qué compraste? ¿Para quiénes?



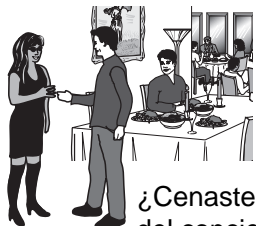
¿Viste el fútbol americano?

**LA VISITA: LAS NOCHES**







¿Cómo pasaste las noches?  
¿Quién cantó en el concierto?  
¿Tu opinión de esta persona famosa?

**LA ÚLTIMA NOCHE**



¿Cenaste con la cantante famosa del concierto? ¿Descripción?

¿Qué tal el restaurante? ¿Qué tomaste? ¿Tu opinión de la visita? ¿Por qué?

---

Permission to reproduce items where third-party owned material protected by copyright is included has been sought and cleared where possible. Every reasonable effort has been made by the publisher (OCR) to trace copyright holders, but if any items requiring clearance have unwittingly been included, the publisher will be pleased to make amends at the earliest possible opportunity.

OCR is part of the Cambridge Assessment Group. Cambridge Assessment is the brand name of University of Cambridge Local Examinations Syndicate (UCLES), which is itself a department of the University of Cambridge.

**GENERAL CERTIFICATE OF SECONDARY EDUCATION  
SPANISH**

**2382 & 2385**

Speaking (Higher Tier)

**ROLE PLAY BOOKLET 2**

**JUNE 2008**

**To be completed between 7 March and 15 May 2008**



**INSTRUCTIONS TO CANDIDATES**

- You must carry out the tasks specified on Pages 2 and 3 of this booklet.
- The roles to be played by you and your teacher are indicated.
- For the Narrative role play you should use the notes to tell your teacher what happened in the story. Be prepared to respond to any questions or comments from your teacher.
- You have about 12 minutes to study the situations.

**INFORMATION FOR CANDIDATES**

- There is no Section 1 in the Higher Tier Speaking test.
- The important thing in the Section 2 role play is to convey the message.
- You must not make any written notes during the preparation period before the examination.
- For your Presentation you may take into the examination room a cue card with up to five short headings on it. No other written notes are allowed.
- No dictionaries are allowed.
- After the two role plays you will do a Presentation, for about one minute, on a subject you have prepared.
- The rest of the Speaking test will consist of a Discussion of the Presentation with your teacher, and finally, two General Conversation topics.

This document consists of **4** printed pages.

**Higher Tier Booklet 2****Section 2**

**Situation** You are interested in studying in Costa Rica. You telephone a college there.  
Your teacher will play the part of the secretary and will start the conversation.

You will need to:

- 1 say you want to study Spanish
- 2 give your name and age
- 3 say you visited Spain last year
- 4 answer the question



## Higher Tier Booklet 2

## Section 3 (Narrative)

**Situation** The notes and pictures below give an outline of a job you had in a family home in Spain last summer.

**LA LLEGADA**



¿Cómo era la familia? ¿Cuántos hijos?  
 ¿Una descripción del piso?  
 ¿Tu opinión? ¿Por qué?

**LA PRIMERA MAÑANA**



¿A qué hora te levantaste? ¿Qué hiciste?  
 ¿Qué tomaste para el desayuno?

**TU TRABAJO**




¿Qué tareas tuviste que hacer? ¿Tu opinión? ¿Cuántas horas al día trabajaste?

**UN FIN DE SEMANA**



¿Adónde fuisteis? ¿Qué hiciste con los hijos?  
 ¿Qué tal el tiempo? Más tarde, ¿dónde cenasteis?

**UN DÍA LIBRE**



¿Cómo pasaste el día?  
 ¿Con quién? ¿Compraste algo?  
 ¿😊/☹️?  
 ¿Tu opinión de tu experiencia en España?  
 ¿Por qué?

---

Permission to reproduce items where third-party owned material protected by copyright is included has been sought and cleared where possible. Every reasonable effort has been made by the publisher (OCR) to trace copyright holders, but if any items requiring clearance have unwittingly been included, the publisher will be pleased to make amends at the earliest possible opportunity.

OCR is part of the Cambridge Assessment Group. Cambridge Assessment is the brand name of University of Cambridge Local Examinations Syndicate (UCLES), which is itself a department of the University of Cambridge.



**GENERAL CERTIFICATE OF SECONDARY EDUCATION  
SPANISH**

**2382 & 2385**

Speaking (Higher Tier)

**ROLE PLAY BOOKLET 3**

**JUNE 2008**

**To be completed between 7 March and 15 May 2008**



**INSTRUCTIONS TO CANDIDATES**

- You must carry out the tasks specified on Pages 2 and 3 of this booklet.
- The roles to be played by you and your teacher are indicated.
- For the Narrative role play you should use the notes to tell your teacher what happened in the story. Be prepared to respond to any questions or comments from your teacher.
- You have about 12 minutes to study the situations.

**INFORMATION FOR CANDIDATES**

- There is no Section 1 in the Higher Tier Speaking test.
- The important thing in the Section 2 role play is to convey the message.
- You must not make any written notes during the preparation period before the examination.
- For your Presentation you may take into the examination room a cue card with up to five short headings on it. No other written notes are allowed.
- No dictionaries are allowed.
- After the two role plays you will do a Presentation, for about one minute, on a subject you have prepared.
- The rest of the Speaking test will consist of a Discussion of the Presentation with your teacher, and finally, two General Conversation topics.

This document consists of **4** printed pages.

## Higher Tier Booklet 3

## Section 2

**Situation** You are in a shop in Peru.  
Your teacher will play the part of the shopkeeper and start the conversation.

You will need to:

- 1 say you want to buy a tee-shirt
- 2 mention **two** details (e.g. colour / size / design)
- 3 say you arrived yesterday
- 4 answer the question




## Higher Tier Booklet 3

## Section 3 (Narrative)


**Situation** The notes and pictures below give an outline of your visit to Spain last year to take part in an international singing competition for school choirs. You stayed with a Spanish family.

### PREPARATIVOS PARA EL CONCURSO



¿Adónde fuiste? ¿Con quiénes?  
¿Qué ropa pusiste en la maleta?  
¿Un regalo especial? ¿Para quién?


### EL VIAJE



¿Cómo viajaste? ¿Cuántas horas?  
¿Qué tiempo hizo?  
Durante el viaje, ¿qué hiciste?  
¿Qué tal el viaje en barco? ¿Por qué?

↓

### LA FAMILIA Y EL PUEBLO




¿Una descripción de la familia?  
¿Cómo era su casa? ¿El regalo?

¿Qué había en el pueblo?


↓

### EL CONCURSO



¿En qué participaste?  
¿Dónde? ¿A qué hora llegasteis?  
¿Los otros participantes?  
¿Qué tuvisteis que hacer?  
¿Cómo eran los jueces\*? ¿Ganasteis?

### AL DÍA SIGUIENTE



¿Cómo pasaste el día? ¿Qué tiempo hizo?  
¿Qué comiste más tarde?  
¿Conociste a un/a nuevo/a amigo/a?  
¿Una descripción?  
¿☹️/☺️? ¿Tu opinión de la visita?  
¿Por qué?

\*jueces = judges

---

Permission to reproduce items where third-party owned material protected by copyright is included has been sought and cleared where possible. Every reasonable effort has been made by the publisher (OCR) to trace copyright holders, but if any items requiring clearance have unwittingly been included, the publisher will be pleased to make amends at the earliest possible opportunity.

OCR is part of the Cambridge Assessment Group. Cambridge Assessment is the brand name of University of Cambridge Local Examinations Syndicate (UCLES), which is itself a department of the University of Cambridge.

**GENERAL CERTIFICATE OF SECONDARY EDUCATION**

**2382 & 2385**

**SPANISH**

Speaking (Higher Tier)

**ROLE PLAY BOOKLET 4**

**JUNE 2008**

**To be completed between 7 March and 15 May 2008**



**INSTRUCTIONS TO CANDIDATES**

- You must carry out the tasks specified on Pages 2 and 3 of this booklet.
- The roles to be played by you and your teacher are indicated.
- For the Narrative role play you should use the notes to tell your teacher what happened in the story. Be prepared to respond to any questions or comments from your teacher.
- You have about 12 minutes to study the situations.

**INFORMATION FOR CANDIDATES**

- There is no Section 1 in the Higher Tier Speaking test.
- The important thing in the Section 2 role play is to convey the message.
- You must not make any written notes during the preparation period before the examination.
- For your Presentation you may take into the examination room a cue card with up to five short headings on it. No other written notes are allowed.
- No dictionaries are allowed.
- After the two role plays you will do a Presentation, for about one minute, on a subject you have prepared.
- The rest of the Speaking test will consist of a Discussion of the Presentation with your teacher, and finally, two General Conversation topics.

This document consists of **4** printed pages.

## Higher Tier Booklet 4

## Section 2

**Situation** You are at a theme park in Spain.  
Your teacher will play the part of the employee and will start the conversation.

You will need to:

- 1 say you have lost your brother / sister
- 2 describe him / her.  
Give **two** details (e.g. short / dark / blue eyes etc)
- 3 answer the question
- 4 say you want to speak to your parents



## Higher Tier Booklet 4

## Section 3 (Narrative)


**Situation** The notes and pictures below give an outline of a few days in Spain last year when you helped your parents move into the house they had just bought.

**EL MIÉRCOLES**



¿Adónde viajaste? ¿Cómo?  
 ¿Qué hiciste durante el viaje?  
 ¿Qué tal?  
 ¿Dónde estaba la casa? ¿Cómo era?  
 ¿A qué hora llegasteis? ¿Cansados?

**EL VIERNES: LA MAÑANA**



¿A qué hora te levantaste?  
 ¿Qué tomaste para el desayuno?  
 ¿Qué ropa te pusiste para el trabajo?

**EL VIERNES: LAS TAREAS**



¿Qué tuviste que hacer? ¿pintar un dormitorio? ¿trabajar en el jardín?  
 ¿limpiar? ¿Tu opinión? ¿Por qué?

**EL VIERNES: MÁS TARDE**



¿Qué hiciste primero?  
 ¿Fuisteis a la casa de unos amigos españoles?  
 ¿Qué bebiste? ¿Qué tapas tomaste?

**EL SÁBADO**



El pueblo, ¿a qué distancia? ¿Cómo era?  
 ¿Qué había allí?  
 ¿Te relajaste? ¿Cómo? ¿Dónde cenaste?  
 😞 / 😊  
 ¿Tu opinión de la visita? ¿Por qué?

---

Permission to reproduce items where third-party owned material protected by copyright is included has been sought and cleared where possible. Every reasonable effort has been made by the publisher (OCR) to trace copyright holders, but if any items requiring clearance have unwittingly been included, the publisher will be pleased to make amends at the earliest possible opportunity.

OCR is part of the Cambridge Assessment Group. Cambridge Assessment is the brand name of University of Cambridge Local Examinations Syndicate (UCLES), which is itself a department of the University of Cambridge.



**GENERAL CERTIFICATE OF SECONDARY EDUCATION**

**2382 & 2385**

**SPANISH**

Speaking (Higher Tier)

**ROLE PLAY BOOKLET 5**

**JUNE 2008**

**To be completed between 7 March and 15 May 2008**



**INSTRUCTIONS TO CANDIDATES**

- You must carry out the tasks specified on Pages 2 and 3 of this booklet.
- The roles to be played by you and your teacher are indicated.
- For the Narrative role play you should use the notes to tell your teacher what happened in the story. Be prepared to respond to any questions or comments from your teacher.
- You have about 12 minutes to study the situations.

**INFORMATION FOR CANDIDATES**

- There is no Section 1 in the Higher Tier Speaking test.
- The important thing in the Section 2 role play is to convey the message.
- You must not make any written notes during the preparation period before the examination.
- For your Presentation you may take into the examination room a cue card with up to five short headings on it. No other written notes are allowed.
- No dictionaries are allowed.
- After the two role plays you will do a Presentation, for about one minute, on a subject you have prepared.
- The rest of the Speaking test will consist of a Discussion of the Presentation with your teacher, and finally, two General Conversation topics.

This document consists of **4** printed pages.

**Higher Tier Booklet 5****Section 2**

**Situation** You are talking to a Spanish friend about your studies.  
Your teacher will play the part of the friend and start the conversation.

You will need to:

- 1 say you want to study history
- 2 say you worked a lot last year
- 3 mention **two** subjects you don't like  
(e.g. English / geography / chemistry)
- 4 answer the question



## Higher Tier Booklet 5

## Section 3 (Narrative)

**Situation** The notes and pictures below give an outline of a camping weekend you spent last year with your Spanish friends.

**EL SÁBADO**

7:30

¿Dónde hiciste camping?  
¿Con quiénes fuiste?  
¿A qué hora te levantaste?  
¿Qué hiciste después? ¿Para el desayuno?

**UNA EXCURSIÓN**

¿Qué hiciste? ¿Subiste la montaña?  
¿Tu opinión? ¿Por qué?  
¿Al mediodía? ¿Dónde comiste?  
¿Qué tomaste? ¿Después?

**MÁS TARDE**

¿Qué había en el pueblo? ¿Cómo era? ¿Compraste algo? ¿El tiempo?

**LA NOCHE**

¿Qué hiciste por la noche? ¿Qué tal? ¿Por qué?  
¿A qué hora te acostaste? ¿Pronto?

**EL DOMINGO**

10:30

¿Te levantaste temprano? ¿Qué actividades?  
¿Dónde? ¿Todos contentos?  
¿ 😞 / 😊 ?  
¿Tu opinión del fin de semana? ¿Por qué?

---

Permission to reproduce items where third-party owned material protected by copyright is included has been sought and cleared where possible. Every reasonable effort has been made by the publisher (OCR) to trace copyright holders, but if any items requiring clearance have unwittingly been included, the publisher will be pleased to make amends at the earliest possible opportunity.

OCR is part of the Cambridge Assessment Group. Cambridge Assessment is the brand name of University of Cambridge Local Examinations Syndicate (UCLES), which is itself a department of the University of Cambridge.

**GENERAL CERTIFICATE OF SECONDARY EDUCATION  
SPANISH**

**2382 & 2385**

Speaking (Higher Tier)

**ROLE PLAY BOOKLET 6**

**JUNE 2008**

**To be completed between 7 March and 15 May 2008**



**INSTRUCTIONS TO CANDIDATES**

- You must carry out the tasks specified on Pages 2 and 3 of this booklet.
- The roles to be played by you and your teacher are indicated.
- For the Narrative role play you should use the notes to tell your teacher what happened in the story. Be prepared to respond to any questions or comments from your teacher.
- You have about 12 minutes to study the situations.

**INFORMATION FOR CANDIDATES**

- There is no Section 1 in the Higher Tier Speaking test.
- The important thing in the Section 2 role play is to convey the message.
- You must not make any written notes during the preparation period before the examination.
- For your Presentation you may take into the examination room a cue card with up to five short headings on it. No other written notes are allowed.
- No dictionaries are allowed.
- After the two role plays you will do a Presentation, for about one minute, on a subject you have prepared.
- The rest of the Speaking test will consist of a Discussion of the Presentation with your teacher, and finally, two General Conversation topics.

This document consists of **4** printed pages.


## Higher Tier Booklet 6

## Section 2

**Situation** You are talking to a Spanish friend about your studies.  
Your teacher will play the part of the friend and start the conversation.

You will need to:

- 1 say you want to study history
- 2 say you worked a lot last year
- 3 mention **two** subjects you don't like  
(e.g. English / geography / chemistry)
- 4 answer the question



Higher Tier Booklet 6

Section 3 (Narrative)

**Situation** The notes and pictures below give an outline of a trip to New York you won as a prize in a cycling competition last year.

**¡PREMIO!**



¿En qué tipo de concurso participaste?



¿Qué ganaste? ¿Cómo celebraste?

**EL VIAJE**





¿Adónde fuiste? ¿Con quién?  
¿Cuándo? ¿Durante el viaje? ¿Tu opinión? ¿Por qué?

**LA VISITA: LOS DÍAS**




¿Qué actividades?




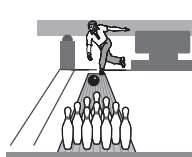
¿Qué compraste?  
¿Para quiénes?



¿Viste el fútbol americano?

**LA VISITA: LAS NOCHES**




¿Cómo pasaste las noches?  
¿Quién cantó en el concierto?  
¿Tu opinión de esta persona famosa?

**LA ÚLTIMA NOCHE**



¿Cenaste con la cantante famosa del concierto? ¿Descripción?



¿Qué tal el restaurante? ¿Qué tomaste?



¿Tu opinión de la visita?  
¿Por qué?

---

Permission to reproduce items where third-party owned material protected by copyright is included has been sought and cleared where possible. Every reasonable effort has been made by the publisher (OCR) to trace copyright holders, but if any items requiring clearance have unwittingly been included, the publisher will be pleased to make amends at the earliest possible opportunity.

OCR is part of the Cambridge Assessment Group. Cambridge Assessment is the brand name of University of Cambridge Local Examinations Syndicate (UCLES), which is itself a department of the University of Cambridge.



**GENERAL CERTIFICATE OF SECONDARY EDUCATION  
SPANISH**


**2382 & 2385**

Speaking (Higher Tier)

**ROLE PLAY BOOKLET 7**

**JUNE 2008**

**To be completed between 7 March and 15 May 2008**



**INSTRUCTIONS TO CANDIDATES**

- You must carry out the tasks specified on Pages 2 and 3 of this booklet.
- The roles to be played by you and your teacher are indicated.
- For the Narrative role play you should use the notes to tell your teacher what happened in the story. Be prepared to respond to any questions or comments from your teacher.
- You have about 12 minutes to study the situations.

**INFORMATION FOR CANDIDATES**

- There is no Section 1 in the Higher Tier Speaking test.
- The important thing in the Section 2 role play is to convey the message.
- You must not make any written notes during the preparation period before the examination.
- For your Presentation you may take into the examination room a cue card with up to five short headings on it. No other written notes are allowed.
- No dictionaries are allowed.
- After the two role plays you will do a Presentation, for about one minute, on a subject you have prepared.
- The rest of the Speaking test will consist of a Discussion of the Presentation with your teacher, and finally, two General Conversation topics.

This document consists of **4** printed pages.

## Higher Tier Booklet 7

## Section 2

**Situation** You are at a theme park in Spain.  
Your teacher will play the part of the employee and will start the conversation.

You will need to:

- 1 say you have lost your brother / sister
- 2 describe him / her.  
Give **two** details (e.g. short / dark / blue eyes etc)
- 3 answer the question
- 4 say you want to speak to your parents



## Higher Tier Booklet 7

## Section 3 (Narrative)

**Situation** The notes and pictures below give an outline of a job you had in a family home in Spain last summer.

**LA LLEGADA**



¿Cómo era la familia? ¿Cuántos hijos?  
 ¿Una descripción del piso?  
 ¿Tu opinión? ¿Por qué?

**LA PRIMERA MAÑANA**



¿A qué hora te levantaste? ¿Qué hiciste?  
 ¿Qué tomaste para el desayuno?

**TU TRABAJO**




¿Qué tareas tuviste que hacer? ¿Tu opinión? ¿Cuántas horas al día trabajaste?

**UN FIN DE SEMANA**



¿Adónde fuisteis? ¿Qué hiciste con los hijos?  
 ¿Qué tal el tiempo? Más tarde, ¿dónde cenasteis?

**UN DÍA LIBRE**



¿Cómo pasaste el día?  
 ¿Con quién? ¿Compraste algo?  
 ¿😊/☹️?  
 ¿Tu opinión de tu experiencia en España?  
 ¿Por qué?

---

Permission to reproduce items where third-party owned material protected by copyright is included has been sought and cleared where possible. Every reasonable effort has been made by the publisher (OCR) to trace copyright holders, but if any items requiring clearance have unwittingly been included, the publisher will be pleased to make amends at the earliest possible opportunity.

OCR is part of the Cambridge Assessment Group. Cambridge Assessment is the brand name of University of Cambridge Local Examinations Syndicate (UCLES), which is itself a department of the University of Cambridge.

**GENERAL CERTIFICATE OF SECONDARY EDUCATION  
SPANISH**

**2382 & 2385**

Speaking (Higher Tier)

**ROLE PLAY BOOKLET 8**

**JUNE 2008**

**To be completed between 7 March and 15 May 2008**



**INSTRUCTIONS TO CANDIDATES**

- You must carry out the tasks specified on Pages 2 and 3 of this booklet.
- The roles to be played by you and your teacher are indicated.
- For the Narrative role play you should use the notes to tell your teacher what happened in the story. Be prepared to respond to any questions or comments from your teacher.
- You have about 12 minutes to study the situations.

**INFORMATION FOR CANDIDATES**

- There is no Section 1 in the Higher Tier Speaking test.
- The important thing in the Section 2 role play is to convey the message.
- You must not make any written notes during the preparation period before the examination.
- For your Presentation you may take into the examination room a cue card with up to five short headings on it. No other written notes are allowed.
- No dictionaries are allowed.
- After the two role plays you will do a Presentation, for about one minute, on a subject you have prepared.
- The rest of the Speaking test will consist of a Discussion of the Presentation with your teacher, and finally, two General Conversation topics.

This document consists of **4** printed pages.


## Higher Tier Booklet 8

## Section 2

**Situation** You are in a shop in Peru.  
Your teacher will play the part of the shopkeeper and start the conversation.

You will need to:

- 1 say you want to buy a tee-shirt
- 2 mention **two** details (e.g. colour / size / design)
- 3 say you arrived yesterday
- 4 answer the question

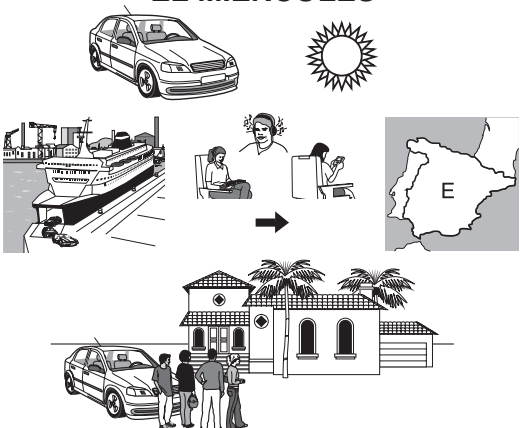


## Higher Tier Booklet 8

## Section 3 (Narrative)


**Situation** The notes and pictures below give an outline of a few days in Spain last year when you helped your parents move into the house they had just bought.

**EL MIÉRCOLES**



¿Adónde viajaste? ¿Cómo?  
¿Qué hiciste durante el viaje?  
¿Qué tal?  
¿Dónde estaba la casa? ¿Cómo era?  
¿A qué hora llegasteis? ¿Cansados?

**EL VIERNES: LA MAÑANA**



¿A qué hora te levantaste?  
¿Qué tomaste para el desayuno?  
¿Qué ropa te pusiste para el trabajo?

**EL VIERNES: LAS TAREAS**



¿Qué tuviste que hacer? ¿pintar un dormitorio? ¿trabajar en el jardín?  
¿limpiar? ¿Tu opinión? ¿Por qué?

**EL VIERNES: MÁS TARDE**



¿Qué hiciste primero?  
¿Fuisteis a la casa de unos amigos españoles?  
¿Qué bebiste? ¿Qué tapas tomaste?

**EL SÁBADO**



El pueblo, ¿a qué distancia? ¿Cómo era?  
¿Qué había allí?  
¿Te relajaste? ¿Cómo? ¿Dónde cenaste?  
¿😊/☹️?  
¿Tu opinión de la visita? ¿Por qué?

---

Permission to reproduce items where third-party owned material protected by copyright is included has been sought and cleared where possible. Every reasonable effort has been made by the publisher (OCR) to trace copyright holders, but if any items requiring clearance have unwittingly been included, the publisher will be pleased to make amends at the earliest possible opportunity.

OCR is part of the Cambridge Assessment Group. Cambridge Assessment is the brand name of University of Cambridge Local Examinations Syndicate (UCLES), which is itself a department of the University of Cambridge.



**GENERAL CERTIFICATE OF SECONDARY EDUCATION  
SPANISH**

**2382 & 2385**

Speaking (Higher Tier)

**ROLE PLAY BOOKLET 9**

**JUNE 2008**

**To be completed between 7 March and 15 May 2008**



**INSTRUCTIONS TO CANDIDATES**

- You must carry out the tasks specified on Pages 2 and 3 of this booklet.
- The roles to be played by you and your teacher are indicated.
- For the Narrative role play you should use the notes to tell your teacher what happened in the story. Be prepared to respond to any questions or comments from your teacher.
- You have about 12 minutes to study the situations.

**INFORMATION FOR CANDIDATES**

- There is no Section 1 in the Higher Tier Speaking test.
- The important thing in the Section 2 role play is to convey the message.
- You must not make any written notes during the preparation period before the examination.
- For your Presentation you may take into the examination room a cue card with up to five short headings on it. No other written notes are allowed.
- No dictionaries are allowed.
- After the two role plays you will do a Presentation, for about one minute, on a subject you have prepared.
- The rest of the Speaking test will consist of a Discussion of the Presentation with your teacher, and finally, two General Conversation topics.

This document consists of **4** printed pages.

**Higher Tier Booklet 9****Section 2**

**Situation** You are interested in studying in Costa Rica. You telephone a college there.  
Your teacher will play the part of the secretary and will start the conversation.

You will need to:

- 1 say you want to study Spanish
- 2 give your name and age
- 3 say you visited Spain last year
- 4 answer the question




## Higher Tier Booklet 9

## Section 3 (Narrative)


**Situation** The notes and pictures below give an outline of your visit to Spain last year to take part in an international singing competition for school choirs. You stayed with a Spanish family.

### PREPARATIVOS PARA EL CONCURSO



¿Adónde fuiste? ¿Con quiénes?  
¿Qué ropa pusiste en la maleta?  
¿Un regalo especial? ¿Para quién?


### EL VIAJE



¿Cómo viajaste? ¿Cuántas horas?  
¿Qué tiempo hizo?  
Durante el viaje, ¿qué hiciste?  
¿Qué tal el viaje en barco? ¿Por qué?

↓

### LA FAMILIA Y EL PUEBLO




¿Una descripción de la familia?  
¿Cómo era su casa? ¿El regalo?

¿Qué había en el pueblo?


↓

### EL CONCURSO



¿En qué participaste?  
¿Dónde? ¿A qué hora llegasteis?  
¿Los otros participantes?  
¿Qué tuvisteis que hacer?  
¿Cómo eran los jueces\*? ¿Ganasteis?

### AL DÍA SIGUIENTE



¿Cómo pasaste el día? ¿Qué tiempo hizo?  
¿Qué comiste más tarde?  
¿Conociste a un/a nuevo/a amigo/a?  
¿Una descripción?  
¿☹️/☺️? ¿Tu opinión de la visita?  
¿Por qué?

\*jueces = judges

---

Permission to reproduce items where third-party owned material protected by copyright is included has been sought and cleared where possible. Every reasonable effort has been made by the publisher (OCR) to trace copyright holders, but if any items requiring clearance have unwittingly been included, the publisher will be pleased to make amends at the earliest possible opportunity.

OCR is part of the Cambridge Assessment Group. Cambridge Assessment is the brand name of University of Cambridge Local Examinations Syndicate (UCLES), which is itself a department of the University of Cambridge.

**GENERAL CERTIFICATE OF SECONDARY EDUCATION  
SPANISH**


**2382 & 2385**

Speaking (Higher Tier)

**ROLE PLAY BOOKLET 10**

**JUNE 2008**

**To be completed between 7 March and 15 May 2008**



**INSTRUCTIONS TO CANDIDATES**

- You must carry out the tasks specified on Pages 2 and 3 of this booklet.
- The roles to be played by you and your teacher are indicated.
- For the Narrative role play you should use the notes to tell your teacher what happened in the story. Be prepared to respond to any questions or comments from your teacher.
- You have about 12 minutes to study the situations.

**INFORMATION FOR CANDIDATES**

- There is no Section 1 in the Higher Tier Speaking test.
- The important thing in the Section 2 role play is to convey the message.
- You must not make any written notes during the preparation period before the examination.
- For your Presentation you may take into the examination room a cue card with up to five short headings on it. No other written notes are allowed.
- No dictionaries are allowed.
- After the two role plays you will do a Presentation, for about one minute, on a subject you have prepared.
- The rest of the Speaking test will consist of a Discussion of the Presentation with your teacher, and finally, two General Conversation topics.

This document consists of **4** printed pages.

## Higher Tier Booklet 10

## Section 2

**Situation** You are talking to a Spanish friend about your job last summer.  
Your teacher will play the part of the friend and start the conversation.

You will need to:

- 1 say you worked in a restaurant
- 2 give **two** details about the uniform  
(e.g. trousers and a shirt / black trousers / red tee-shirt etc)
- 3 answer the question
- 4 say you want to work this year



## Higher Tier Booklet 10

## Section 3 (Narrative)

**Situation** The notes and pictures below give an outline of a camping weekend you spent last year with your Spanish friends.

**EL SÁBADO**

7:30

¿Dónde hiciste camping?  
 ¿Con quiénes fuiste?  
 ¿A qué hora te levantaste?  
 ¿Qué hiciste después? ¿Para el desayuno?

**UNA EXCURSIÓN**

¿Qué hiciste? ¿Subiste la montaña?  
 ¿Tu opinión? ¿Por qué?  
 ¿Al mediodía? ¿Dónde comiste?  
 ¿Qué tomaste? ¿Después?

**MÁS TARDE**

¿Qué había en el pueblo? ¿Cómo era? ¿Compraste algo? ¿El tiempo?

**LA NOCHE**

¿Qué hiciste por la noche? ¿Qué tal? ¿Por qué?  
 ¿A qué hora te acostaste? ¿Pronto?

**EL DOMINGO**

10:30

¿Te levantaste temprano? ¿Qué actividades?  
 ¿Dónde? ¿Todos contentos?  
 😞 / 😊  
 ¿Tu opinión del fin de semana? ¿Por qué?

---

Permission to reproduce items where third-party owned material protected by copyright is included has been sought and cleared where possible. Every reasonable effort has been made by the publisher (OCR) to trace copyright holders, but if any items requiring clearance have unwittingly been included, the publisher will be pleased to make amends at the earliest possible opportunity.

OCR is part of the Cambridge Assessment Group. Cambridge Assessment is the brand name of University of Cambridge Local Examinations Syndicate (UCLES), which is itself a department of the University of Cambridge.