

GENERAL CERTIFICATE OF SECONDARY EDUCATION
SPANISH

F 2381/01

Listening (Foundation Tier)
TUESDAY 15 MAY 2007

Morning

Time: Approx 45 minutes

Candidates answer on the question paper.
No additional materials are required.



*
C
U
P
/
T
2
4
8
2
7
*

Candidate
Name

Centre
Number

--	--	--	--	--

Candidate
Number

--	--	--	--

INSTRUCTIONS TO CANDIDATES

- During this introduction you should tell the invigilator immediately if you have any difficulty in hearing the recording. Once the test has begun, the tape will not be stopped.
- Write your name, Centre Number and Candidate number in the boxes above.
- Answer **all** the questions.
- Write your answers in blue or black ink.
- Do **not** write in the bar code.
- Do **not** write outside the box bordering each page.
- **WRITE YOUR ANSWER TO EACH QUESTION IN THE SPACE PROVIDED. ANSWERS WRITTEN ELSEWHERE WILL NOT BE MARKED.**

INFORMATION FOR CANDIDATES

- The number of marks for each question is given in brackets [] at the end of each question or part question.
- Listen carefully to the instructions and follow the example for each exercise.
- There will be pauses to give you time to read the questions and to write your answers.
- You will hear all the recordings twice.
- You may write your answers at any time during the test.
- The total for this paper is 50 marks.
- Dictionaries are not allowed.
- Open your booklet now.

For Examiner's Use	
Section 1	
Section 2	
Total	

This document consists of **17** printed pages and **3** blank pages.

Section 1

There are **five** exercises in this section.

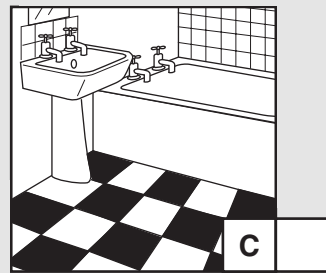

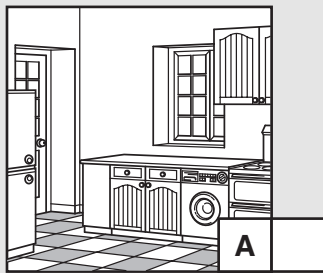
Exercise 1: Numbers 1 to 5.

You are staying with a Spanish family and overhear their conversations.

Look at the pictures and answer the questions by ticking **one** box only.



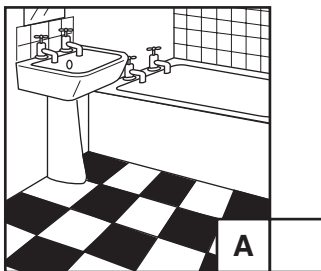
Example:

Where is the book?

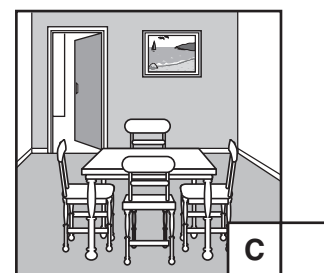




The correct answer is **B**.

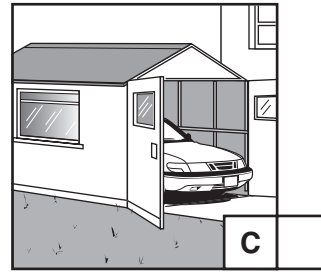
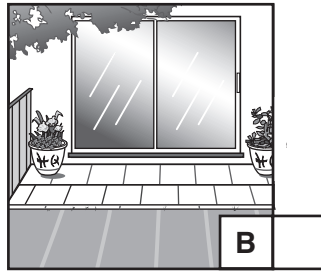
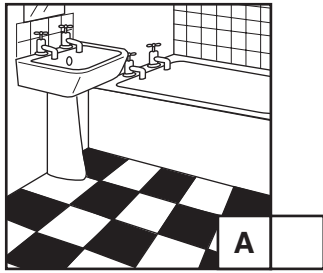
1 Where is Marta?



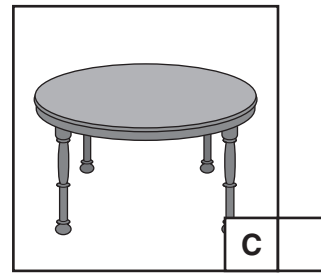
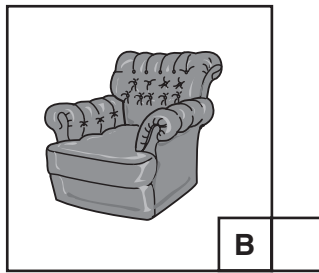
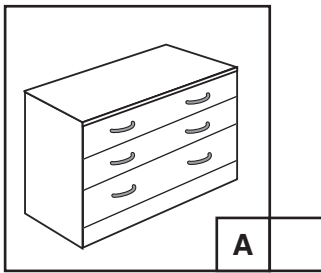
2 Where is Pedro?



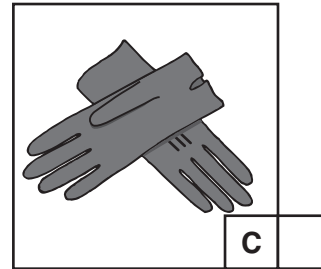
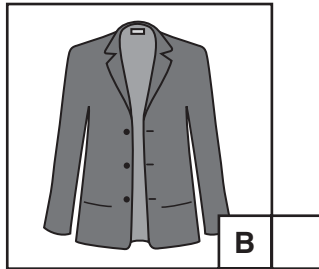

3 Where is Isabel?



4 Where is Pedro's pen?



5 What is Marta looking for?



[Total: 5 marks]

Ejercicio 2: Números 6–15.

En los grandes almacenes.

Mira los dibujos.

Marca una señal (✓) en la casilla correcta.


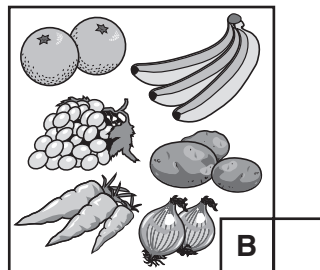
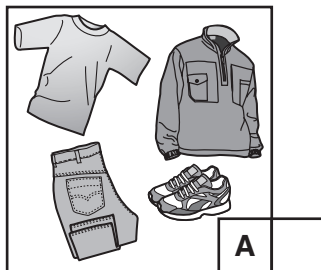
Ejemplo: Abren la tienda a las

<div style="font-size: 2em; font-weight: bold; margin-bottom: 10px;">08.30</div> <div style="display: flex; justify-content: flex-end; gap: 10px;"> A <input type="checkbox"/> </div>	<div style="font-size: 2em; font-weight: bold; margin-bottom: 10px;">09.00</div> <div style="display: flex; justify-content: flex-end; gap: 10px;"> ✓ </div>	<div style="font-size: 2em; font-weight: bold; margin-bottom: 10px;">09.30</div> <div style="display: flex; justify-content: flex-end; gap: 10px;"> C <input type="checkbox"/> </div>
---	--	---

Escucha.

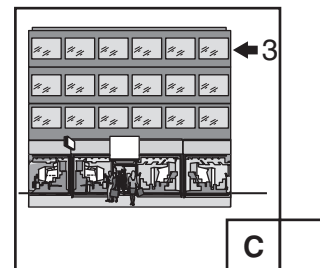
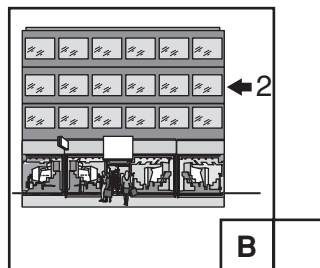
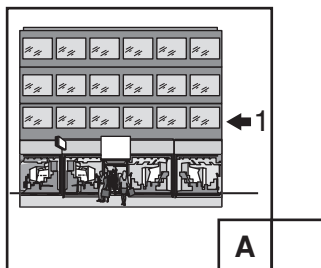
Ana

6 El departamento ...



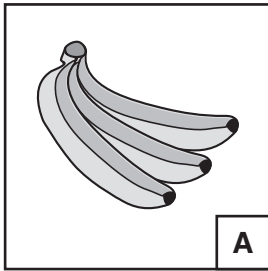
[1]

7 La planta ...

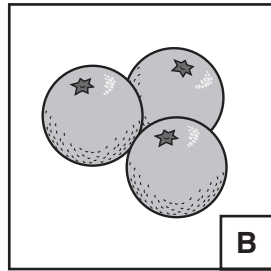


[1]


8 Ana necesita ...



A




B




C

[1]


9 Cuestan ...



A



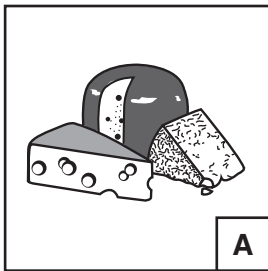
B



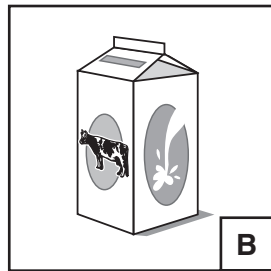
C

[1]

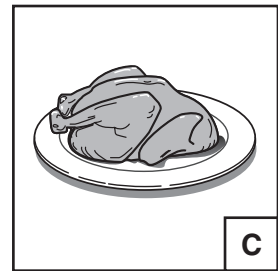
10 Ana necesita ...



A



B

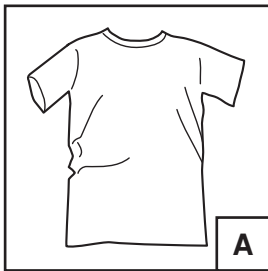


C

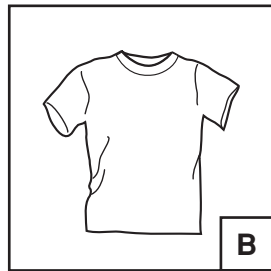
[1]

Pablo

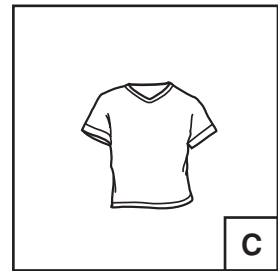
11 La talla ...



A



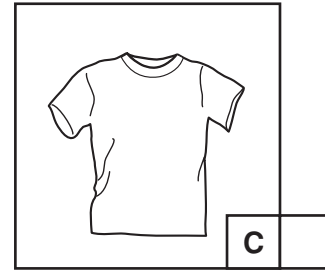
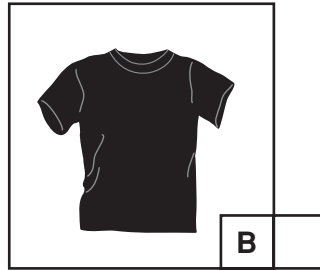
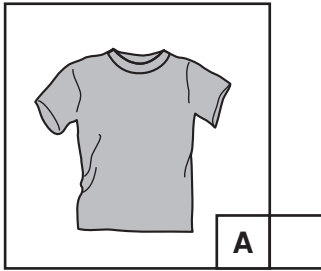
B



C

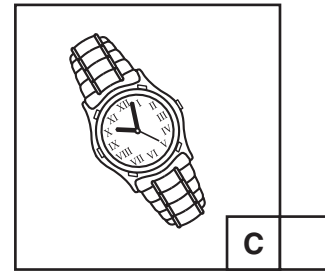
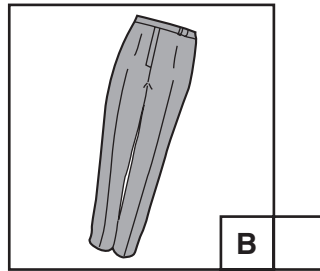
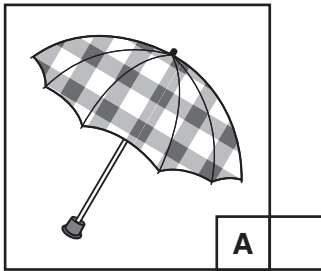
[1]

12 Prefiere ...



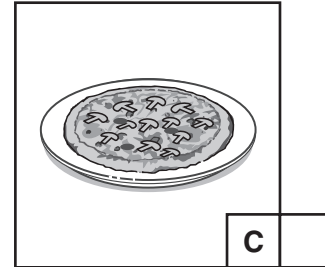
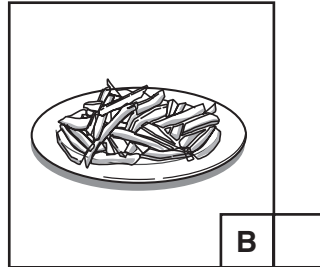
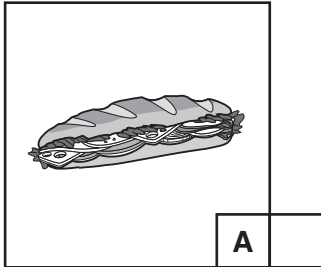
[1]

13 Oferta ...





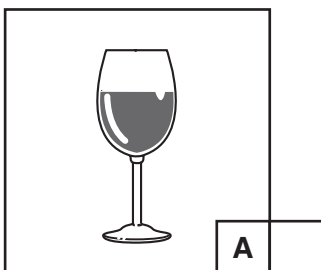
[1]

14 Toman ...



[1]

15 Toman ...



[1]

[Total: 10 marks]

7
BLANK PAGE

PLEASE DO NOT WRITE ON THIS PAGE

Ejercicio 3: Números 16–19.

En la calle.


Mira los dibujos.

Escribe la letra correcta en la casilla.

Ejemplo:

..... busca


Escucha.



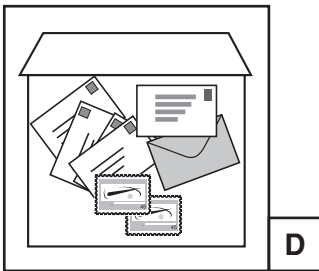
A



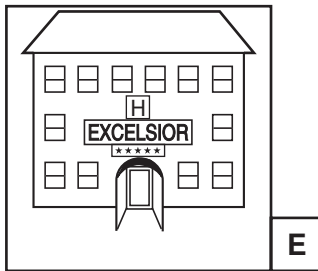
B



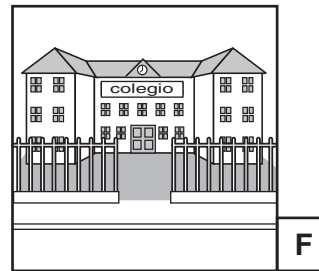
C




D



E



F



G

16



..... busca

[1]

17



..... busca

[1]

18



..... busca

[1]

19



..... busca


[1]

[Total: 4 marks]

Ejercicio 4: Número 20

El teléfono del hotel.

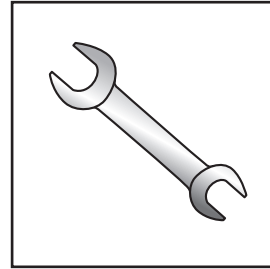
Mira los dibujos.




A



B




C



D



E

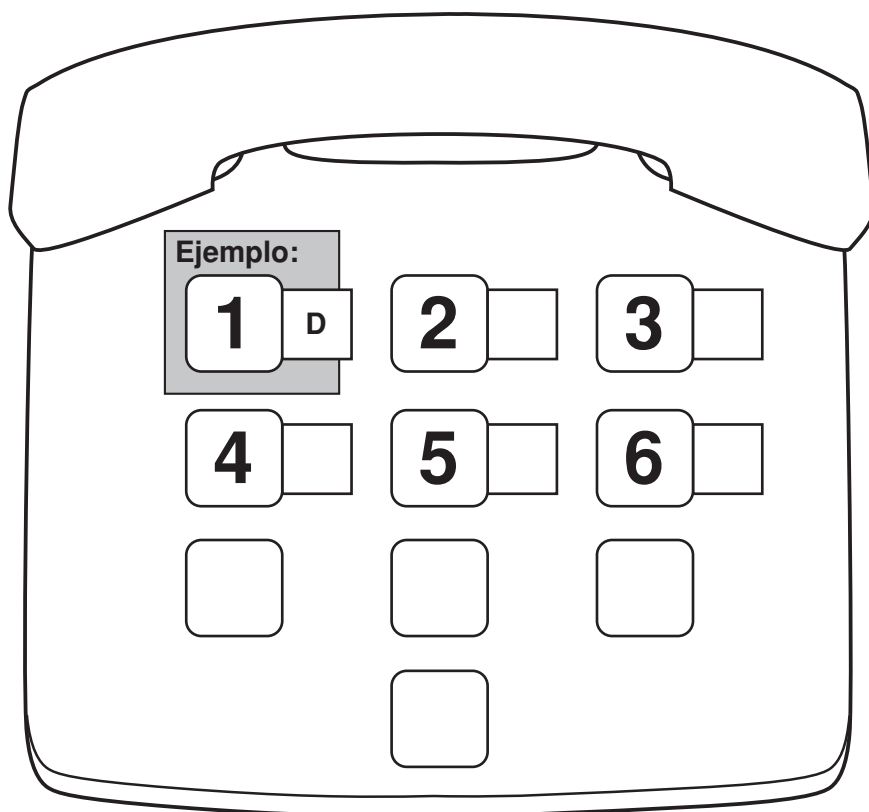


F



G

Escucha y escribe la letra correcta en la casilla.



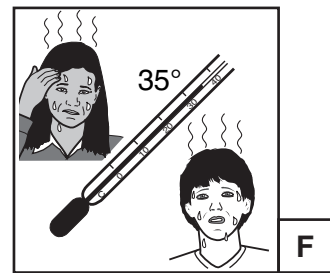
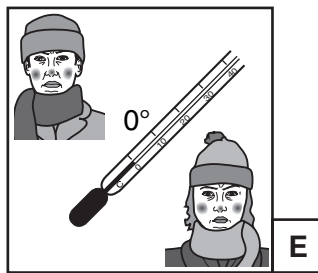
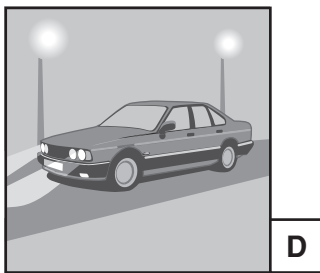




[Total: 5 marks]

Ejercicio 5: Números 21–26

El tiempo para hoy.

Mira los dibujos.



Escribe la letra correcta.

Escucha.

		Tiempo
Ejemplo	Madrid	G
21	Barcelona	
22	Sevilla	
23	Granada	
24	Santiago de Compostela	
25	Santander	
26	Ávila	

[1]
[1]
[1]
[1]
[1]
[1]

[Total:6 marks]

END OF SECTION ONE

13
BLANK PAGE

PLEASE DO NOT WRITE ON THIS PAGE

14
Section 2

There are **three** exercises in this section.

Exercise 1: Numbers 1–5

A visit.

Your friend from Argentina leaves a message on your answer-phone.

Read the questions.

For each question tick the correct box.

Example:

Your friend's name is

Fernando

A

Alfredo

B

Roberto

C

Listen to the message.

1 He will be arriving on the

13th July.

A

23rd July.

B

30th July.

C

[1]

2 He will be staying for

one week.

A

two weeks.

B

three weeks

C

[1]

[Pause]

3 When he arrives he will ...

call you on the phone.

A

send you a text.

B

leave you a message.

C

[1]

4 While he is in England he would like to ...

visit places of historical interest.

A

go shopping in London.

B

go to the theatre.

C

[1]

[Pause]

5 By the time he goes home he would like to have ...

got to know you better.

A

visited your school.

B

improved his English.

C

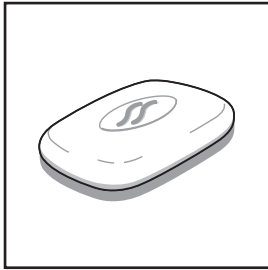
[1]

[Total: 5 marks]


Ejercicio 2: Números 6–12

¿Qué anuncian?

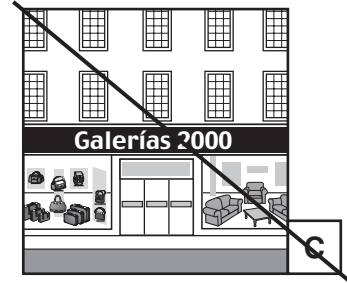
Mira los dibujos.



A




B



C



D



E



F



G



H



J

Escribe la letra que corresponde mejor.

Ejemplo:

La respuesta correcta es ...

Escucha.

Ejemplo:

6 [1]

7 [1]

8 [1]

9 [1]

10 [1]

11 [1]

12 [1]

[Total: 7 marks]

Ejercicio 3: Números 13–20

Tiempo libre.

Mira las frases.

Marca una señal (✓) en la casilla correcta.

Escucha.

¿A quién le gusta(n)...?

	Ejemplo:	13	14	15	16	17	18	19	20
	Ana	Luis	Celia	Rafa	Emma	Paco	Diana	Pablo	Mario
.. leer									
.. bailar									
.. viajar									
.. esquiar	✓								
.. los deportes									
.. la informática									
.. la moda									
.. la pesca									
.. la música									
.. cocinar									

[Total: 8 marks]

END OF SECTION TWO

19
BLANK PAGE

PLEASE DO NOT WRITE ON THIS PAGE

PLEASE DO NOT WRITE ON THIS PAGE

Permission to reproduce items where third-party owned material protected by copyright is included has been sought and cleared where possible. Every reasonable effort has been made by the publisher (OCR) to trace copyright holders, but if any items requiring clearance have unwittingly been included, the publisher will be pleased to make amends at the earliest possible opportunity.

OCR is part of the Cambridge Assessment Group. Cambridge Assessment is the brand name of University of Cambridge Local Examinations Syndicate (UCLES), which is itself a department of the University of Cambridge.