

Surname		Other Names	
Centre Number		Candidate Number	
Candidate Signature			

Leave blank

General Certificate of Secondary Education
January 2006

SPANISH (SPECIFICATION B)
Module 1 Listening
Foundation Tier

36901/LF

F



Thursday 19 January 2006 Morning Session

You will need no other materials.

Time allowed: 40 minutes approximately including
5 minutes reading time

Instructions

- Use blue or black ink or ball-point pen.
- Fill in the boxes at the top of this page.
- Answer **all** questions.
- Do all rough work in this booklet. Cross through any work you do not want marked.
- **Do not open this booklet until you are told to do so.**

This is what you should do for each item.

- After the question is announced, there will be a pause. Read the instructions and questions.
- Listen carefully to the recording. There will be a pause to allow you to read the questions again, make notes or write down your answers.
- Listen to the recording again. There will then be another pause to allow you to complete or check your answers.
- You may write at any time.
- You will hear a bleep like this (*) at the end of each item.
- In **Section A** answer the questions in **English**.
- In **Section B** answer the questions in **Spanish**.
- Write neatly and put down **all** the information you are asked to give. The marks are shown by each question.
- Ask any questions now.
You must not ask questions or interrupt during the test.
- You now have five minutes to read through the question paper. You may make notes during this time. You may open your booklet now. *[Pause 5 minutes]*
- Before the test begins, some of the Spanish speakers will introduce themselves.
- **The test starts now.**




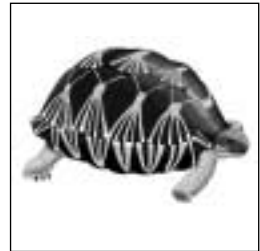
Information

- The maximum mark for this paper is 30.
- The marks for questions are shown in brackets.
- You must **not** use a dictionary at any time during this test.

For Examiner's Use			
Page	Mark	Page	Mark
2/3		10/11	
4/5		12/13	
6/7			
8/9			
Total (Column 1) →			
Total (Column 2) →			
TOTAL			
Examiner's Initials			

SECTION AQuestions and answers in **English**.**1** Ana talks about her family and their pets

Match the people with their pets.

A**B****C****D****E****F**

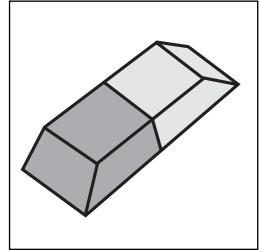

Write the correct letter in each box.

	Person	Pet
Example:	Mother	C
(a)	Sister	
(b)	Grandfather	
(c)	Father	

*(1 mark)**(1 mark)**(1 mark)*

SECCION BPreguntas y respuestas en **español**.

3 ¿Qué necesita Ana para el colegio?

A**B****C****D****E**

Escribe las letras correctas en las casillas.

Ejemplo:

E

(2 marks)

4 La música

¿Qué actividades musicales hacen?

A



B



C



D



E



F



Escribe la letra correcta en las casillas.

	Actividad
Ejemplo:	D
(a)	
(b)	
(c)	

*(1 mark)**(1 mark)**(1 mark)*

5 En la ciudad

¿Adónde van estas personas?


A




B




C




D



E



F



Escribe la letra correcta en las casillas.

	¿Dónde?
Ejemplo:	C
(a)	
(b)	
(c)	


*(1 mark)**(1 mark)**(1 mark)*

6 La rutina de Antonio


Primera Parte (a) y (b)

¿Qué actividad hace Antonio en cada lugar?

A



B



C






D



E



Escribe la letra correcta en las casillas.

	Lugar	Actividad
Ejemplo:		C
(a)		
(b)		


(1 mark)

(1 mark)


Question 6 continues on the next page

Segunda Parte (c) y (d)


A




B



C





D



¿Dónde hace estas actividades?

Escribe la letra correcta en las casillas.




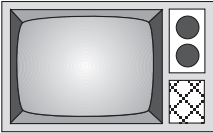

	Actividad	Lugar
(c)		
(d)		

*(1 mark)**(1 mark)*

7 Actividades y pasatiempos

¿Cuándo ocurren?

Escribe: **Pasado**
Normal
Futuro

	Actividad	¿Cuándo?
Ejemplo:		Normal
(a)		
(b)		
(c)		
(d)		

*(1 mark)**(1 mark)**(1 mark)**(1 mark)*

8 Un programa de televisión “La familia Suárez”

¿Cuál es la opinión de Ana sobre los miembros de la familia Suárez?

Escribe: **P** = Positiva
N = Negativa
P+N = Positiva y Negativa

	Miembros de la familia	Opinión	
Ejemplo:	Madre	P	
(a)	Abuelo		<i>(1 mark)</i>
(b)	Hermana		<i>(1 mark)</i>
(c)	Padre		<i>(1 mark)</i>
(d)	Perro		<i>(1 mark)</i>

Turn over for the next question

4

Turn over ►

9 ¿Dónde viven Ana y su familia? ¿Dónde van a vivir en el futuro?

Primera Parte (a) y (b)

	Lugares
A	Sierra
B	Campo
C	Afuera
D	Centro de la ciudad
E	Costa

Escribe la letra correcta en cada casilla.

Ejemplo:

¿Dónde le gustaría vivir a Ana?

(a) ¿Dónde van a vivir en el futuro?


(1 mark)

(b) ¿Dónde viven ahora?

(1 mark)

Segunda Parte

¿Qué tendrá la nueva casa?

A**B****C****D****E**

Escribe las letras correctas en las casillas.

Ejemplo:

E

*(2 marks)***END OF QUESTIONS**

There are no questions printed on this page

There are no questions printed on this page

There are no questions printed on this page