

**GENERAL CERTIFICATE OF SECONDARY EDUCATION
TWENTY FIRST CENTURY SCIENCE
ADDITIONAL SCIENCE A**

A217/02

Unit 3: Modules B6 C6 P6
(Higher Tier)

**Friday 19 June 2009
Morning**

Duration: 40 minutes

Candidates answer on the question paper
A calculator may be used for this paper

OCR Supplied Materials:
None

Other Materials Required:

- Pencil
- Ruler (cm/mm)



Candidate Forename		Candidate Surname	
--------------------	--	-------------------	--

Centre Number							Candidate Number				
---------------	--	--	--	--	--	--	------------------	--	--	--	--

INSTRUCTIONS TO CANDIDATES

- Write your name clearly in capital letters, your Centre Number and Candidate Number in the boxes above.
- Use black ink. Pencil may be used for graphs and diagrams only.
- Read each question carefully and make sure that you know what you have to do before starting your answer.
- Answer **all** the questions.
- Do **not** write in the bar codes.
- Write your answer to each question in the space provided, however additional paper may be used if necessary.

INFORMATION FOR CANDIDATES

- The number of marks is given in brackets [] at the end of each question or part question.
- The total number of marks for this paper is **42**.
- A list of physics equations is printed on page 2.
- The Periodic Table is printed on the back page.
- This document consists of **20** pages. Any blank pages are indicated.

TWENTY FIRST CENTURY SCIENCE EQUATIONS

Useful Relationships

Explaining Motion

$$\text{speed} = \frac{\text{distance travelled}}{\text{time taken}}$$

$$\text{momentum} = \text{mass} \times \text{velocity}$$

$$\text{change of momentum} = \text{resultant force} \times \text{time for which it acts}$$

$$\text{work done by a force} = \text{force} \times \text{distance moved by the force}$$

$$\text{change in energy} = \text{work done}$$

$$\text{change in GPE} = \text{weight} \times \text{vertical height difference}$$

$$\text{kinetic energy} = \frac{1}{2} \times \text{mass} \times [\text{velocity}]^2$$

Electric Circuits

$$\text{resistance} = \frac{\text{voltage}}{\text{current}}$$

$$\frac{V_p}{V_s} = \frac{N_p}{N_s}$$

$$\text{energy transferred} = \text{power} \times \text{time}$$

$$\text{power} = \text{potential difference} \times \text{current}$$

$$\text{efficiency} = \frac{\text{energy usefully transferred}}{\text{total energy supplied}} \times 100\%$$

The Wave Model of Radiation

$$\text{wave speed} = \text{frequency} \times \text{wavelength}$$

BLANK PAGE

Question 1 starts on page 4.

PLEASE DO NOT WRITE ON THIS PAGE

Answer **all** the questions.

- 1 (a) Micky plays dominoes in a lesson about waves.

Each domino has a **word** at the top and a **meaning** at the bottom.

Each word must be placed below its correct meaning, as shown below.

A	longitudinal	
	number of waves per second from the source	meaning
B	frequency	word
	distance from one crest to the next	

Here are the other three dominoes.

C	amplitude	D	wavelength	E	speed
	how far a wave goes in a second		height of a crest		energy flow parallel to wave disturbance

Write **C**, **D** or **E** in each blank domino so that each word is below its correct meaning.
You may fill in the blank dominoes if it helps you work out the answers.

[2]

(b) Which one of these actions could change the speed of a wave?

Put a tick (✓) in the box next to the correct answer.

change the intensity of the wave

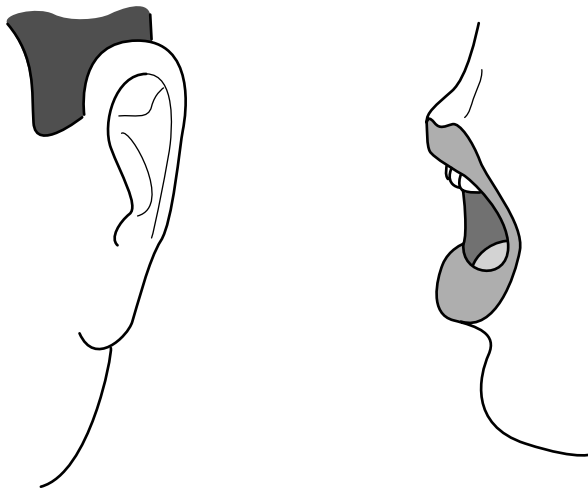
change the amplitude of the wave

change the frequency of the wave source

change the medium that the wave passes through

[1]

(c) Alice talks to Micky about their work.



What do the sound waves transfer from Alice to Micky?

Put a (ring) around the correct answer.

atoms

energy

rays

wavelengths

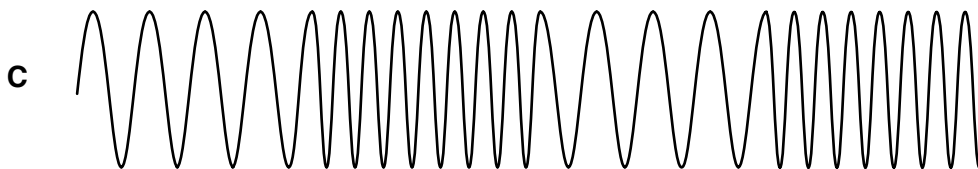
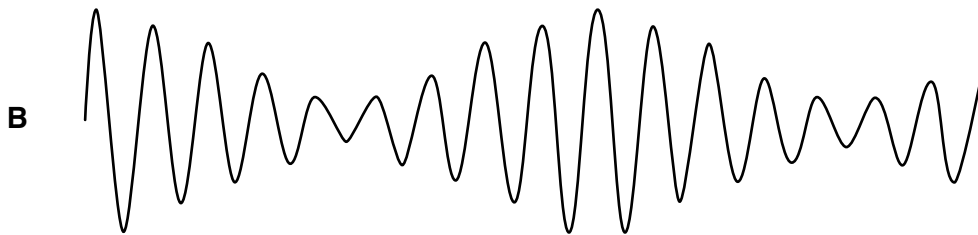
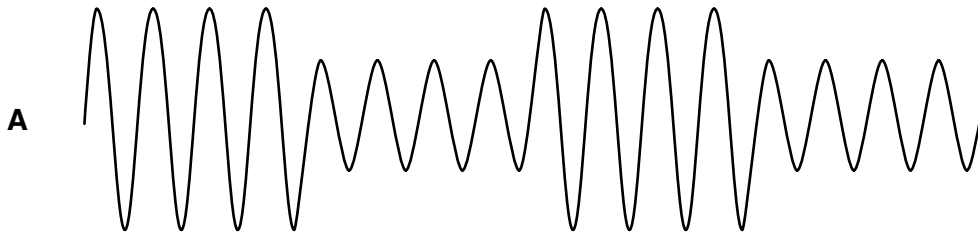
[1]

[Total: 4]

2 Jake is a security guard. He uses radio waves to communicate with his boss.



(a) Here are three wave patterns for the radio waves leaving Jake's radio.



Draw straight lines to match each **wave pattern** with its best **description**.

wave pattern

description

A

amplitude modulation by a digital signal

B

frequency modulation by a digital signal

C

amplitude modulation by an analogue signal

frequency modulation by an analogue signal

[2]

(b) Jake's radio transmits his voice signal in a digital format.

The sentences explain how the voice signal is sent from Jake to his boss.

They are in the wrong order.

- A The radio wave leaves the transmitter.
- B The radio wave is absorbed by the receiver.
- C The pattern of digital information is recovered.
- D The information and noise signals are amplified.
- E The voice signal is modulated onto the radio wave.
- F The voice signal is recreated from the digital pattern.
- G The intensity of the wave decreases and it picks up noise as it travels.

Fill in the boxes to show the correct order.

The first and last have been done for you.

E						F
---	--	--	--	--	--	---

[2]

(c) What is the **advantage** of sending Jake's voice signal in a digital format?

Put a tick (✓) in the box next to the **best** answer.

It is easier to switch a wave on and off than to alter its amplitude.

The information is sent as a pattern of two values called 1 and 0.

Digital circuits are much more complicated than analogue ones.

The digital pattern is recognisable even when noise has been added to the wave.

[1]

[Total: 5]

3 Ben hurts his foot playing football. The hospital takes an X-ray image of his foot to see if any bones are broken.



(a) Ben asks his friends why X-rays can be used to make an image of his bones.

Alan
Bone transmits more X-rays than muscle.

Bess
Bone absorbs more X-rays than muscle.

Carlo
Bone reflects X-rays but muscle transmits them.

Davina
X-rays are absorbed by water in the muscles.

Who has the correct idea?

answer [1]

(b) Ben knows that exposure to X-rays can be dangerous. This is because X-ray photons carry a lot of energy and can damage cells.

Why do X-ray photons carry a lot of energy?

Put a tick (✓) in the box next to the correct reason.

- X-rays have a very high speed.
- X-rays have a very big amplitude.
- X-rays have a very high frequency.
- X-rays have a very big wavelength.

[1]

- (c) The hospital is concerned for Ben's safety.

The hospital measures the intensity of the X-rays before making an image of his bones.

Complete this equation for intensity. Choose words from this list.

energy per photon
energy per second
frequency per wavelength
photons per metre
photons per second

$$\boxed{\text{intensity of X-ray beam}} = \boxed{\phantom{\text{energy per photon}}} = \boxed{\phantom{\text{energy per second}}} \times \boxed{\phantom{\text{photons per metre}}}$$

[2]

- (d) X-rays are part of the electromagnetic spectrum.

So are ultraviolet waves.

Draw straight lines to link the **start** of each sentence with its correct **end**.

start

end

X-rays and ultraviolet waves in empty space always have the same ...

... speed.

... amplitude.

X-rays and ultraviolet waves always have different values for their ...

... wavelength.

[1]

[Total: 5]

4 Sam is ironing and accidentally touches the hot plate of the iron.
He pulls his hand away very quickly.

(a) Which sentences describe his reaction?

Put a tick (✓) in the box next to each of the correct phrases.

His response is ...

- ... learned.
- ... deliberate.
- ... involuntary.
- ... a simple reflex.
- ... a conditioned reflex.

[1]

(b) Which parts of the nervous system are involved in Sam's reaction?

Put a (ring) around **each** correct part.

- brain
- consciousness
- intelligence
- memory
- motor neuron
- sensory neuron
- spinal cord
- synapse

[2]

(c) Later, Sam prepares a meal. He picks up a hot dish but does **not** drop it.

Why is his response different?


Put a tick (✓) in the box next to the **best** answer.

- The receptors in his hand have become less sensitive.
- His brain has modified his reflex response.
- The smell of the food is a secondary stimulus.
- His brain does not have conscious control of his response.

[1]

[Total: 4]

5 Animals such as woodlice respond to changes in their environment.



This process follows a series of steps.

(a) Complete the sentences to explain these steps.

Choose words from the list.

- an action
- an effector
- a hormone
- a motor neuron
- a receptor
- a sensory neuron
- a stimulus
- a synapse

The change in the environment is

The change is detected by

Information is carried to the central nervous system by

Information is carried from the central nervous system by

The response is carried out by

[4]

(b) Receptors and effectors can be found in complex organs.

Draw lines to join each **type of cell** to the **organ** where it is found.

Draw lines to show whether each **type of cell** is an **effector or receptor**.

organ	type of cell	effector or receptor
gland	light sensitive cell	receptor
muscle	hormone secreting cell	effector
eye	muscle cell	

[2]

[Total: 6]
Turn over

6 Scientists have studied the brain and its functions by a variety of methods.

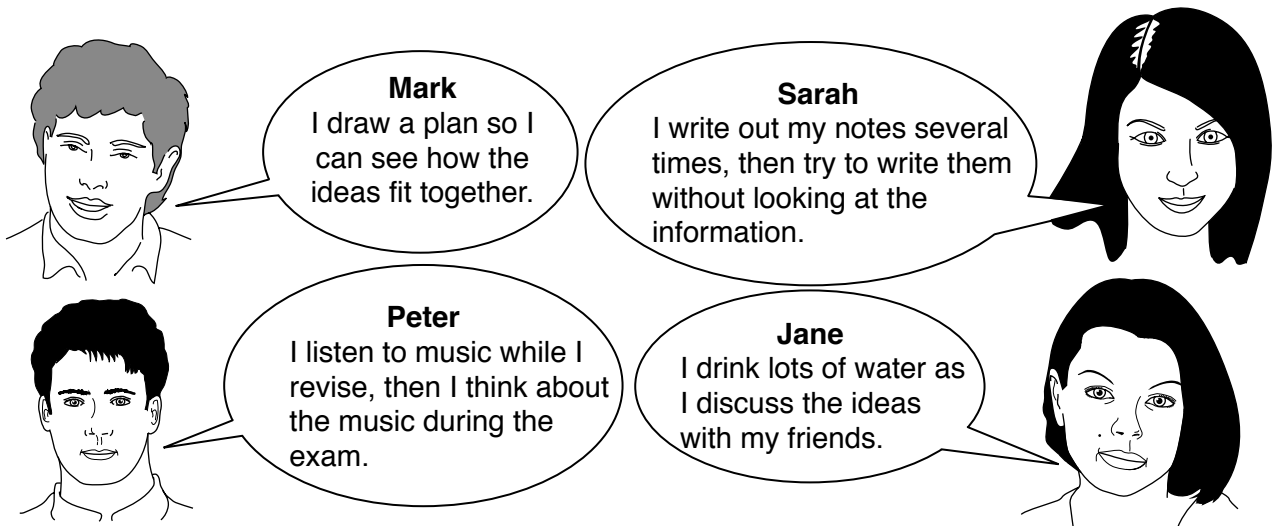
(a) Which of these methods, **A**, **B**, **C** or **D**, requires physical contact with the brain?

- A MRI scans of the brain
- B X-ray photographs of the brain
- C electrical stimulation of the brain
- D interviews of patients with brain damage

method [1]

(b) Four friends are revising for their exams.

They talk about the methods they use.



(i) Who is remembering by repetition?

answer [1]

(ii) Who is using a stimulus to help them remember?

answer [1]

(c) What is memory?

Put a tick (✓) in the box next to each of the **two** phrases that **best** describe memory.

giving information

storing information

inputting information

retrieving information

processing information

[1]

[Total: 4]

7 Benzoic acid is added to foods as a preservative.

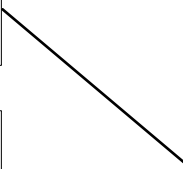
Benzoic acid forms solid crystals which must be purified before the acid is used.

(a) The table shows different methods of purifying chemicals, and information about when you would use each method.

Draw lines to link each **method** to the correct piece of **information**.

One has been done for you.

method	information
crystallisation	The solid substance is coated with a solution containing impurities.
evaporation	The impurities are more soluble than the substance.
filtration	The substance is in a very dilute solution.
washing	The impurities do not dissolve.



[2]

(b) Terry does a titration to check the purity of some benzoic acid.

He wants to use an indicator which changes colour when the solution becomes slightly alkaline.

	indicator	pH range for colour change
A	gentian violet	0 to 2
B	methyl red	4 to 6
C	litmus	5 to 8
D	phenolphthalein	8 to 10
E	nitramine	11 to 13

(i) Which indicator, **A**, **B**, **C**, **D**, or **E**, should he use?

answer [1]

(ii) Terry does the titration five times.

He writes down his titration results.

titration number	1	2	3	4	5
volume of alkali in cm ³	25.9	25.1	25.0	25.0	25.0

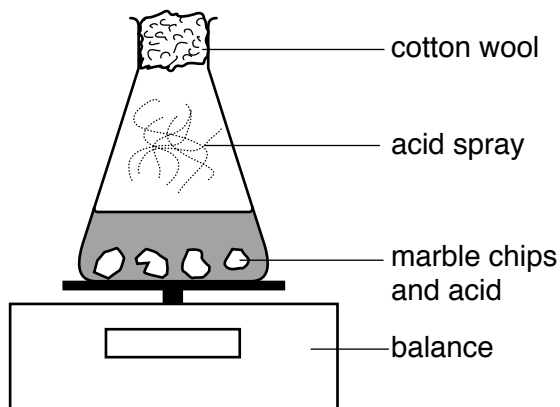
Put a tick (✓) in the box next to the result that he should use for his calculations.

25.0	<input type="checkbox"/>
25.1	<input type="checkbox"/>
25.2	<input type="checkbox"/>
25.9	<input type="checkbox"/>

[1]

[Total: 4]

- 8 Bobby reacts marble chips (calcium carbonate) with acid. He uses an excess of marble chips. He measures the change in mass as the acid reacts.



- (a) Bobby uses sulfuric acid, but he finds the reaction stops almost immediately.

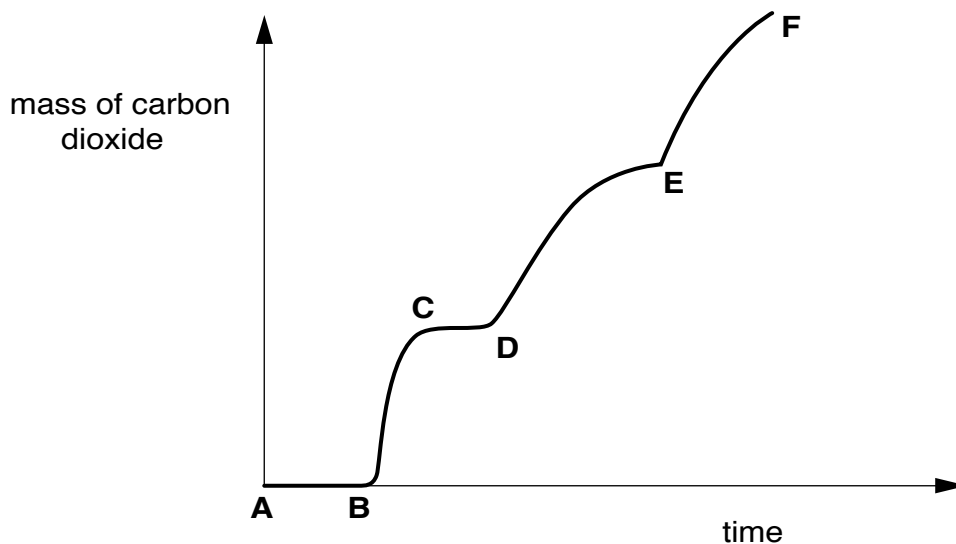
This is because the calcium carbonate becomes covered with a layer of an insoluble salt.

What is the name of the salt?

..... [1]

- (b) Bobby repeats the experiment using hydrochloric acid instead of sulfuric acid.

He starts the reaction by adding some acid. Bobby twice adds more acid part way through. One of these times he lets the reaction stop before he adds the extra acid.



- (i) On the list below, put a (ring) around the letters which show places where acid was added.

One has been ringed for you.

A **B** C D E F

[1]

(ii) Put a tick (✓) in the box next to the region of the graph where the reaction stops.

B to C	<input type="checkbox"/>
C to D	<input type="checkbox"/>
D to E	<input type="checkbox"/>
E to F	<input type="checkbox"/>

[1]

(c) Susan tells Bobby that he can calculate the mass of carbon dioxide produced using relative formula masses and the equation for the reaction.

Relative atomic masses H=1, C=12, O=16, Cl=35.5, Ca=40

(i) Put a ring around the relative formula mass of CO_2 .

12 16 32 40 44 56


[1]

(ii) Calculate the relative formula mass of CaCO_3 .

answer [1]

(iii) Calcium carbonate reacts with hydrochloric acid to form calcium chloride, carbon dioxide and water.

Complete and balance the equation for the reaction.



[2]

(d) Bobby does two more experiments.

First, he reacts marble chips with dilute hydrochloric acid. The reaction takes 15 minutes to complete.

Then he repeats this experiment exactly as before, but with concentrated hydrochloric acid. The reaction takes 10 minutes to complete.

Here are some statements about the reaction with concentrated hydrochloric acid.

A The acid particles move faster.

B Particles collide more frequently.

C More gas is produced at each collision.

D Particles collide with the same average energy.

E The calcium carbonate has more surface area.

F Acid particles are closer together in the solution.

G Particles are closer together in the acid and in the calcium carbonate.

(i) Put a tick (✓) in the box next to each correct statement.

[2]

(ii) Which **two** statements make an explanation of why the reaction goes quicker?

statements and [1]

[Total: 10]

END OF QUESTION PAPER

PLEASE DO NOT WRITE ON THIS PAGE



Copyright Information

OCR is committed to seeking permission to reproduce all third-party content that it uses in its assessment materials. OCR has attempted to identify and contact all copyright holders whose work is used in this paper. To avoid the issue of disclosure of answer-related information to candidates, all copyright acknowledgements are reproduced in the OCR Copyright Acknowledgements Booklet. This is produced for each series of examinations, is given to all schools that receive assessment material and is freely available to download from our public website (www.ocr.org.uk) after the live examination series.

If OCR has unwittingly failed to correctly acknowledge or clear any third-party content in this assessment material, OCR will be happy to correct its mistake at the earliest possible opportunity.

For queries or further information please contact the Copyright Team, First Floor, 9 Hills Road, Cambridge CB2 1PB.

OCR is part of the Cambridge Assessment Group; Cambridge Assessment is the brand name of University of Cambridge Local Examinations Syndicate (UCLES), which is itself a department of the University of Cambridge.

The Periodic Table of the Elements

1	2	3	4	5	6	7	0										
7 Li lithium 3	9 Be beryllium 4	11 Na sodium 11	12 Mg magnesium 12	13 Al aluminium 13	14 N nitrogen 7	15 P phosphorus 15	16 S sulfur 16	17 Cl chlorine 17	18 Ar argon 18								
19 K potassium 19	20 Ca calcium 20	21 Sc scandium 21	22 Ti titanium 22	23 V vanadium 23	24 Cr chromium 24	25 Mn manganese 25	26 Fe iron 26	27 Co cobalt 27	28 Ni nickel 28	29 Cu copper 29	30 Zn zinc 30	31 Ga gallium 31	32 Ge germanium 32	33 As arsenic 33	34 Se selenium 34	35 Br bromine 35	36 Kr krypton 36
37 Rb rubidium 37	38 Sr strontium 38	39 Y yttrium 39	40 Zr zirconium 40	41 Nb niobium 41	42 Mo molybdenum 42	43 Tc technetium [98]	44 Ru ruthenium 44	45 Rh rhodium 45	46 Pd palladium 46	47 Ag silver 47	48 Cd cadmium 48	49 In indium 49	50 Sn tin 50	51 Sb antimony 51	52 Te tellurium 52	53 I iodine 53	54 Xe xenon 54
55 Cs caesium 55	56 Ba barium 56	57 La* lanthanum 57	72 Hf hafnium 72	73 Ta tantalum 73	74 W tungsten 74	75 Re rhenium 75	76 Os osmium 76	77 Ir iridium 77	78 Pt platinum 78	79 Au gold 79	80 Hg mercury 80	81 Tl thallium 81	82 Pb lead 82	83 Bi bismuth 83	84 Po polonium 84	85 At astatine 85	86 Rn radon 86
[223] Fr francium 87	[226] Ra radium 88	[227] Ac* actinium 89	[261] Rf rutherfordium 104	[262] Db dubnium 105	[266] Sg seaborgium 106	[264] Bh bohrium 107	[277] Hs hassium 108	[268] Mt meitnerium 109	[271] Ds darmstadtium 110	[272] Rg roentgenium 111	Elements with atomic numbers 112-116 have been reported but not fully authenticated						

1
H
hydrogen
1

Key
relative atomic mass
atomic symbol
name
atomic (proton) number

* The lanthanoids (atomic numbers 58-71) and the actinoids (atomic numbers 90-103) have been omitted.

The relative atomic masses of copper and chlorine have not been rounded to the nearest whole number.