

**GENERAL CERTIFICATE OF SECONDARY EDUCATION
PORTUGUESE**

A831

Listening

Candidates answer on the question paper.

OCR supplied materials:

- CD

Other materials required:

None

**Friday 20 May 2011
Afternoon**

Duration: 5 minutes reading time
+ 45 minutes (approx.)



Candidate forename		Candidate surname	
-----------------------	--	----------------------	--

Centre number						Candidate number				
---------------	--	--	--	--	--	------------------	--	--	--	--

You will now have finished the five minutes' reading time for this paper. The test will begin now.

INSTRUCTIONS TO CANDIDATES

- During this introduction you should tell the invigilator immediately if you have any difficulty in hearing the recording. Once the questions have begun, the recording will not be stopped.
- Write your name, centre number and candidate number in the boxes above. Please write clearly and in capital letters.
- Use black ink.
- Read each question carefully. Make sure you know what you have to do before starting your answer.
- Write your answer to each question in the space provided. Additional paper may be used if necessary but you must clearly show your candidate number, centre number and question number(s).
- Answer **all** the questions.
- Do **not** write in the bar codes.

INFORMATION FOR CANDIDATES

- The number of marks is given in brackets [] at the end of each question or part question.
- The total number of marks for this paper is **50**.
- Listen carefully to the instructions and follow the example for each exercise.
- There will be pauses to give you time to read the questions and to write your answers.
- You will hear all the recordings twice.
- You may write your answers at any time during the test.
- You do not have to write in full sentences and your answers will not be marked for the accuracy of the language.
- Dictionaries are **not** allowed.
- Open your booklet now.
- This document consists of **16** pages. Any blank pages are indicated.

Exercise 1: Questions 1–5




Luís is preparing his lunch box

Look at the pictures

Listen to Luís and tick [✓] the correct box.




Here is an example.

Luís is taking ...




<div style="border: 1px solid black; padding: 10px; margin: 5px;">  </div> <div style="display: flex; justify-content: space-between; width: 100%;"> A <input style="width: 20px; height: 15px;" type="checkbox"/> </div>	<div style="border: 1px solid black; padding: 10px; margin: 5px;">  </div> <div style="display: flex; justify-content: space-between; width: 100%;"> B <input style="width: 20px; height: 15px;" type="checkbox"/> </div>	<div style="border: 1px solid black; padding: 10px; margin: 5px;">  </div> <div style="display: flex; justify-content: space-between; width: 100%;"> C <input checked="" style="width: 20px; height: 15px;" type="checkbox"/> </div>
--------------------------------------------------------------------------------------------------------------------------------------------------------------------------------------------------------------------------------------------------------------------------------------------------------------------------------	--------------------------------------------------------------------------------------------------------------------------------------------------------------------------------------------------------------------------------------------------------------------------------------------------------------------------------	--------------------------------------------------------------------------------------------------------------------------------------------------------------------------------------------------------------------------------------------------------------------------------------------------------------------------------------------

Now answer these five questions by ticking **one** box for each.

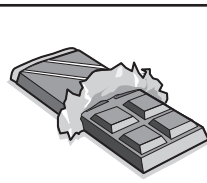


1 Luís already has ...

<div style="border: 1px solid black; padding: 10px; margin: 5px;">  </div> <div style="display: flex; justify-content: space-between; width: 100%;"> A <input style="width: 20px; height: 15px;" type="checkbox"/> </div>	<div style="border: 1px solid black; padding: 10px; margin: 5px;">  </div> <div style="display: flex; justify-content: space-between; width: 100%;"> B <input style="width: 20px; height: 15px;" type="checkbox"/> </div>	<div style="border: 1px solid black; padding: 10px; margin: 5px;">  </div> <div style="display: flex; justify-content: space-between; width: 100%;"> C <input style="width: 20px; height: 15px;" type="checkbox"/> </div>	<p>[1]</p>
----------------------------------------------------------------------------------------------------------------------------------------------------------------------------------------------------------------------------------------------------------------------------------------------------------------------------------	----------------------------------------------------------------------------------------------------------------------------------------------------------------------------------------------------------------------------------------------------------------------------------------------------------------------------------	-----------------------------------------------------------------------------------------------------------------------------------------------------------------------------------------------------------------------------------------------------------------------------------------------------------------------------------	------------

2 Luís is also taking ...

<div style="border: 1px solid black; padding: 10px; margin: 5px;">  </div> <div style="display: flex; justify-content: space-between; width: 100%;"> A <input style="width: 20px; height: 15px;" type="checkbox"/> </div>	<div style="border: 1px solid black; padding: 10px; margin: 5px;">  </div> <div style="display: flex; justify-content: space-between; width: 100%;"> B <input style="width: 20px; height: 15px;" type="checkbox"/> </div>	<div style="border: 1px solid black; padding: 10px; margin: 5px;">  </div> <div style="display: flex; justify-content: space-between; width: 100%;"> C <input style="width: 20px; height: 15px;" type="checkbox"/> </div>	<p>[1]</p>
----------------------------------------------------------------------------------------------------------------------------------------------------------------------------------------------------------------------------------------------------------------------------------------------------------------------------------	----------------------------------------------------------------------------------------------------------------------------------------------------------------------------------------------------------------------------------------------------------------------------------------------------------------------------------	-----------------------------------------------------------------------------------------------------------------------------------------------------------------------------------------------------------------------------------------------------------------------------------------------------------------------------------	------------

3 He also wants ...



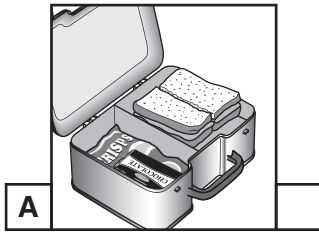
<div style="border: 1px solid black; padding: 10px; margin: 5px;">  </div> <div style="display: flex; justify-content: space-between; width: 100%;"> A <input style="width: 20px; height: 15px;" type="checkbox"/> </div>	<div style="border: 1px solid black; padding: 10px; margin: 5px;">  </div> <div style="display: flex; justify-content: space-between; width: 100%;"> B <input style="width: 20px; height: 15px;" type="checkbox"/> </div>	<div style="border: 1px solid black; padding: 10px; margin: 5px;">  </div> <div style="display: flex; justify-content: space-between; width: 100%;"> C <input style="width: 20px; height: 15px;" type="checkbox"/> </div>	<p>[1]</p>
----------------------------------------------------------------------------------------------------------------------------------------------------------------------------------------------------------------------------------------------------------------------------------------------------------------------------------	----------------------------------------------------------------------------------------------------------------------------------------------------------------------------------------------------------------------------------------------------------------------------------------------------------------------------------	-----------------------------------------------------------------------------------------------------------------------------------------------------------------------------------------------------------------------------------------------------------------------------------------------------------------------------------	------------

4 For his drink, Luís ...



[1]

5 Luís needs ...



[1]

[Total: 5 marks]




Exercise 2: Questions 6–12

Talking about a holiday



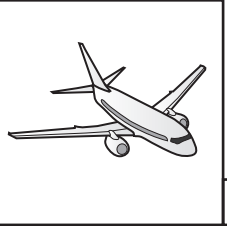
Read the questions and look at the pictures.

Tick [✓] the correct box.




Example: When is Simoneta going on holiday?

A		✓	B			C		
---	-----------------------------------------------------------------------------------	---	---	-----------------------------------------------------------------------------------	--	---	------------------------------------------------------------------------------------	--




6 How is Simoneta travelling?

A		B		C		[1]
---	------------------------------------------------------------------------------------	---	------------------------------------------------------------------------------------	---	-------------------------------------------------------------------------------------	-----


7 What time does she leave?

A		B		C		[1]
---	-------------------------------------------------------------------------------------	---	-------------------------------------------------------------------------------------	---	--------------------------------------------------------------------------------------	-----

8 Where is she staying?



A		B		C		[1]
---	-------------------------------------------------------------------------------------	---	-------------------------------------------------------------------------------------	---	--------------------------------------------------------------------------------------	-----

9 What is the hotel like?





[1]

10 What does Simoneta plan to do?





[1]

11 What else does she want to do?



[1]

12 What does Simoneta agree to do?



[1]

[Total: 7 marks]

Exercise 3: Questions 13–18

Special activities at school

Read the sentences.

Listen to Marcelino and complete the sentences briefly **in English**.

<p>Example</p> <p>Marcelino’s school is famous for its ...</p> <p>..... <i>theatre company</i></p>

13 The play called *Anedota* is ...
..... [1]

[PAUSE]

14 Marcelino’s favourite subject is ...
..... [1]

15 The news on the *Online Newspaper* is ...
..... [1]

[PAUSE]

16 Marcelino ...
..... the articles that students write. [1]

17 the *Online Newspaper* interviews a teacher. [1]

18 Everyone likes the ...
..... [1]

[Total: 6 marks]

Exercise 4: Questions 19–24**Visiting the town of Sesimbra in Portugal**

Read the sentences.

Listen and complete the sentences briefly **in English**.

Example

The town is by *the sea*

19 There is a mountain the beach. [1]

20 The Sesimbra Fishing Tournament takes place in [1]

[PAUSE]

21 The fish on sale in the port are [1]

22 At Carnival time there is a lot of music and [1]

[PAUSE]

23 can enter the short film competition during the Film Festival. [1]

24 The directors of the best films win [1]

[Total: 6 marks]

Exercise 5: Questions 25–31

Protecting the environment

Read the questions.

Listen to Laila and write short answers **in English**.

Example:

What is Laila going to talk about in Japan?

..... *The quality of life*

25 How long did Laila live in Australia?
..... [1]

26 Describe the area near Brasilia where Laila used to live.
..... [1]

27 Describe where she lives now.
..... [1]

[PAUSE]

28 How does Laila's house compare with others in the area?
..... [1]

29 How did Laila apply to go to Japan?
..... [1]

30 What did she do in Brasilia?
..... [1]

[PAUSE]

31 What does Laila hope will happen after the meeting in Japan?

..... [1]

[Total: 7 marks]

Exercise 6: Questions 32–37

What did they do?

Read the situations.

He/She ...

- | | |
|----------|------------------------------------------|
| A | ... stayed at home. |
| B | ... bought a package holiday. |
| C | ... listened to the radio. |
| D | ... entered a quiz. |
| E | ... appeared on television. |
| F | ... went shopping. |
| G | ... visited relatives. |
| H | ... spent time on the computer. |

Listen and, for each person, write the correct letter in the box.

Example:

Inês	<input type="text" value="B"/>
------	--------------------------------

- | | | | |
|-----------|----------|----------------------|-----|
| 32 | Moacyr | <input type="text"/> | [1] |
| 33 | Catarina | <input type="text"/> | [1] |
| 34 | Estêvão | <input type="text"/> | [1] |
| 35 | Ivete | <input type="text"/> | [1] |
| 36 | Márcio | <input type="text"/> | [1] |
| 37 | Beatriz | <input type="text"/> | [1] |

[Total: 6 marks]

Exercise 7: Questions 38 to 41

Young people and their opinions

Read the two lists.

TOPIC	OPINION
Career plans	Be physically active
Having an influence	Help people
Helping the sick	Earn a living abroad
Poverty	Be politically active
Keeping healthy	Learn about other people
Travel	Study for a qualification

Listen to the conversations. For each person write **both** the topic they are talking about **and** their opinion. You must choose your words from the lists.

Example:	TOPIC	OPINION
Matilde	<i>Having an influence</i>	<i>Be politically active</i>

	TOPIC	OPINION	
38 Alfredo	[2]
39 Simão	[2]
40 Rosana	[2]
41 Daniel	<i>Travel</i>	[1]

[Total: 7 marks]

Exercise 8: Questions 42–47**Interview with António Barreto, a writer of children's books**

Read the questions.

Listen and, for each question, tick [✓] the correct box.

Example:	
António has published ...	
A ... 17 books.	<input checked="" type="checkbox"/>
B ... a dictionary.	<input type="checkbox"/>
C ... 11 new novels.	<input type="checkbox"/>

42 António's first book for children is about ...

A ... a button working from home.

B ... a button looking for a job.

C ... a button answering the door.

[1]

43 When António was young, he preferred ...

A ... playing with his friends.

B ... reading children's books.

C ... going on long train journeys.

[1]

44 Now he likes ...

A ... driving fast.

B ... sitting in the garden.

C ... playing football.

[1]

[PAUSE]

45 To write a children's story, it takes António ...

A ... an hour.

B ... a month.

C ... a year.

[1]

46 António ...

A ... visits his family in Brazil every year.

B ... took photos of the waterfall at Iguassu.

C ... has never been to Brazil.

[1]

47 António is now ...

A ... going home.

B ... writing a book.

C ... flying to Brazil.

[1]

[Total: 6 marks]

14
BLANK PAGE

PLEASE DO NOT WRITE ON THIS PAGE

15
BLANK PAGE

PLEASE DO NOT WRITE ON THIS PAGE

PLEASE DO NOT WRITE ON THIS PAGE



Copyright Information

OCR is committed to seeking permission to reproduce all third-party content that it uses in its assessment materials. OCR has attempted to identify and contact all copyright holders whose work is used in this paper. To avoid the issue of disclosure of answer-related information to candidates, all copyright acknowledgements are reproduced in the OCR Copyright Acknowledgements Booklet. This is produced for each series of examinations and is freely available to download from our public website (www.ocr.org.uk) after the live examination series.

If OCR has unwittingly failed to correctly acknowledge or clear any third-party content in this assessment material, OCR will be happy to correct its mistake at the earliest possible opportunity.

For queries or further information please contact the Copyright Team, First Floor, 9 Hills Road, Cambridge CB2 1GE.

OCR is part of the Cambridge Assessment Group; Cambridge Assessment is the brand name of University of Cambridge Local Examinations Syndicate (UCLES), which is itself a department of the University of Cambridge.