

Speaking

ROLE PLAY BOOKLET 1

7 MARCH – 15 MAY 2008



INSTRUCTIONS TO CANDIDATES

- You must carry out **all** the tasks from all three sections specified on Pages 2 and 3 of this booklet. The roles to be played by you and your teacher are indicated. For the Narrative role play you should use the notes to tell your teacher what happened in the story. Be prepared to respond to any questions or comments from your teacher. You have about 12 minutes to study the situations.

INFORMATION FOR CANDIDATES

- No dictionaries are allowed.
- You are not allowed to make written notes.
- After the three role plays you will take part in a general conversation led by your teacher.

This document consists of **4** printed pages.

BOOKLET 1

Section 1

Situation You are in a food shop in Oporto. Your teacher will play the part of the shop-keeper and start the conversation.

You will have to:

- 1 say what you want (e.g. potatoes/ham/cheese)
- 2 say how much you want (e.g. 200 grammes/half a kilo/one kilo)
- 3 ask for something to drink
- 4 ask how much it costs.



Section 2

Situation You are talking to your Portuguese friend in his/her home. Your teacher will play the part of your friend and start the conversation.

You will have to:

- 1 say what you would like to do tomorrow (e.g. go shopping/see a film/play football)
- 2 answer the question
- 3 suggest how you can help (e.g. make coffee/wash up/lay the table)
- 4 say that you do this every day.



BOOKLET 1

Section 3

Situation: The notes and pictures below give an outline of a day you spent at the seaside in Portugal.

13:00 **NA PRAIA**



O que fazia? O que tinha? A que horas?
Contente?

OS NOVOS AMIGOS

14:00





15:00




O que fez? Com quem? O que comeram?

OS BARCOS

17:00



Tempo? O que fizeram? Quanto custou? Como se sentia? Porquê?

OS PESCADORES

20:00



A que horas? O que faziam?

O JANTAR



Todos contentes? O que faziam?
As suas impressões do dia? 😊/☹️ ?
Porquê?

Permission to reproduce items where third-party owned material protected by copyright is included has been sought and cleared where possible. Every reasonable effort has been made by the publisher (OCR) to trace copyright holders, but if any items requiring clearance have unwittingly been included, the publisher will be pleased to make amends at the earliest possible opportunity.

OCR is part of the Cambridge Assessment Group. Cambridge Assessment is the brand name of University of Cambridge Local Examinations Syndicate (UCLES), which is itself a department of the University of Cambridge.

**GENERAL CERTIFICATE OF SECONDARY EDUCATION
PORTUGUESE**

1923/02

Speaking

**ROLE PLAY BOOKLET 2
7 MARCH – 15 MAY 2008**



INSTRUCTIONS TO CANDIDATES

- You must carry out **all** the tasks from all three sections specified on Pages 2 and 3 of this booklet. The roles to be played by you and your teacher are indicated. For the Narrative role play you should use the notes to tell your teacher what happened in the story. Be prepared to respond to any questions or comments from your teacher. You have about 12 minutes to study the situations.

INFORMATION FOR CANDIDATES

- No dictionaries are allowed.
- You are not allowed to make written notes.
- After the three role plays you will take part in a general conversation led by your teacher.

This document consists of **4** printed pages.

BOOKLET 2

Section 1

Situation You are being interviewed for a job at the airport in Salvador. Your teacher will play the part of the employer and will start the conversation.

You will have to:

- 1 say what language you speak
- 2 say where you want to work (e.g. café/shop/car park)
- 3 say when you are free (e.g. tomorrow/Monday/next week)
- 4 ask how much money.



Section 2

Situation You talk on the phone to your Portuguese friend about your visit to his/her home. Your teacher will play the part of your friend and start the conversation.

You will have to:

- 1 tell your friend when you are coming (e.g. in July/in the summer/next year)
- 2 answer the question
- 3 suggest what you want to do
- 4 say what you did last weekend.



BOOKLET 2

Section 3

Situation: The notes and pictures below give an outline of how you spent last Saturday.

11:00 **EM CASA**

A que horas? O que fez? Como se sentia?



FAZENDO PLANOS

Contente? O que fez? Com quem falou?



14:00 **NO CENTRO DA CIDADE**

A que horas? Onde estava? O que comeu? O que comprou?



18:00 **OS CONVITES**

Que filme? O que fez? Com quem falou?



21:00 **À NOITE**

23:00

O que fez? Gostaram do filme? As suas impressões do dia? 😊/☹️? Porquê?

Permission to reproduce items where third-party owned material protected by copyright is included has been sought and cleared where possible. Every reasonable effort has been made by the publisher (OCR) to trace copyright holders, but if any items requiring clearance have unwittingly been included, the publisher will be pleased to make amends at the earliest possible opportunity.

OCR is part of the Cambridge Assessment Group. Cambridge Assessment is the brand name of University of Cambridge Local Examinations Syndicate (UCLES), which is itself a department of the University of Cambridge.

Speaking

**ROLE PLAY BOOKLET 3
7 MARCH – 15 MAY 2008**



INSTRUCTIONS TO CANDIDATES

- You must carry out **all** the tasks from all three sections specified on Pages 2 and 3 of this booklet. The roles to be played by you and your teacher are indicated. For the Narrative role play you should use the notes to tell your teacher what happened in the story. Be prepared to respond to any questions or comments from your teacher. You have about 12 minutes to study the situations.

INFORMATION FOR CANDIDATES

- No dictionaries are allowed.
- You are not allowed to make written notes.
- After the three role plays you will take part in a general conversation led by your teacher.

This document consists of **4** printed pages.

BOOKLET 3

Section 1

Situation You are planning to go out with your friend in Faro. Your teacher will play the part of your friend and start the conversation.

You will have to:

- 1 suggest a day to meet
- 2 suggest a place to meet (e.g. school/station/square)
- 3 say a time
- 4 suggest where to go (e.g. cinema/park/theatre).



Section 2

Situation You are in a souvenir shop in Coimbra and you want to buy a present. Your teacher will play the part of the assistant and start the conversation.

You will have to:

- 1 say there is a problem with the item (e.g. the plate/T-shirt/bag)
- 2 say that you don't like the colour
- 3 ask when the shop will have more
- 4 answer the question.



BOOKLET 3

Section 3


Situation: The notes and pictures below give an outline of a day when you went on a school excursion.

A PRIMEIRA AULA



Onde estava? O que fazia? Como se sentia?

A PARTIDA



O que fez? Como viajou? Contente?

A EXCURSÃO



O que fez primeiro? Gostou? O que comeu e bebeu? Como foi o drama? Contente? Porquê/porque não?

O REGRESSO



O que fez? Como se sentia?

DEPOIS



A que horas voltou? Com quem falava? As suas impressões do dia? 😊/😞? Porquê?

Permission to reproduce items where third-party owned material protected by copyright is included has been sought and cleared where possible. Every reasonable effort has been made by the publisher (OCR) to trace copyright holders, but if any items requiring clearance have unwittingly been included, the publisher will be pleased to make amends at the earliest possible opportunity.

OCR is part of the Cambridge Assessment Group. Cambridge Assessment is the brand name of University of Cambridge Local Examinations Syndicate (UCLES), which is itself a department of the University of Cambridge.

Speaking

**ROLE PLAY BOOKLET 4
7 MARCH – 15 MAY 2008**



INSTRUCTIONS TO CANDIDATES

- You must carry out **all** the tasks from all three sections specified on Pages 2 and 3 of this booklet. The roles to be played by you and your teacher are indicated. For the Narrative role play you should use the notes to tell your teacher what happened in the story. Be prepared to respond to any questions or comments from your teacher. You have about 12 minutes to study the situations.

INFORMATION FOR CANDIDATES

- No dictionaries are allowed.
- You are not allowed to make written notes.
- After the three role plays you will take part in a general conversation led by your teacher.

This document consists of **4** printed pages.

BOOKLET 4

Section 1

Situation You are in a food shop in Oporto. Your teacher will play the part of the shop-keeper and start the conversation.

You will have to:

- 1 say what you want (e.g. potatoes/ham/cheese)
- 2 say how much you want (e.g. 200 grammes/half a kilo/one kilo)
- 3 ask for something to drink
- 4 ask how much it costs.



Section 2

Situation You are in a souvenir shop in Coimbra and you want to buy a present. Your teacher will play the part of the assistant and start the conversation.

You will have to:

- 1 say there is a problem with the item (e.g. the plate/T-shirt/bag)
- 2 say that you don't like the colour
- 3 ask when the shop will have more
- 4 answer the question.



BOOKLET 4

Section 3

Situation: The notes and pictures below give an outline of a day you spent at the seaside in Portugal.

13:00 **NA PRAIA**




O que fazia? O que tinha? A que horas?
Contente?

OS NOVOS AMIGOS

14:00





15:00




O que fez? Com quem? O que comeram?

OS BARCOS

17:00



Tempo? O que fizeram? Quanto custou? Como se sentia? Porquê?

OS PESCADORES

20:00



A que horas? O que faziam?

O JANTAR



Todos contentes? O que faziam?
As suas impressões do dia? 😊/☹️ ?
Porquê?

Permission to reproduce items where third-party owned material protected by copyright is included has been sought and cleared where possible. Every reasonable effort has been made by the publisher (OCR) to trace copyright holders, but if any items requiring clearance have unwittingly been included, the publisher will be pleased to make amends at the earliest possible opportunity.

OCR is part of the Cambridge Assessment Group. Cambridge Assessment is the brand name of University of Cambridge Local Examinations Syndicate (UCLES), which is itself a department of the University of Cambridge.

**GENERAL CERTIFICATE OF SECONDARY EDUCATION
PORTUGUESE**

1923/02

Speaking

**ROLE PLAY BOOKLET 5
7 MARCH – 15 MAY 2008**



INSTRUCTIONS TO CANDIDATES

- You must carry out **all** the tasks from all three sections specified on Pages 2 and 3 of this booklet. The roles to be played by you and your teacher are indicated. For the Narrative role play you should use the notes to tell your teacher what happened in the story. Be prepared to respond to any questions or comments from your teacher. You have about 12 minutes to study the situations.

INFORMATION FOR CANDIDATES

- No dictionaries are allowed.
- You are not allowed to make written notes.
- After the three role plays you will take part in a general conversation led by your teacher.

This document consists of **4** printed pages.

BOOKLET 5

Section 1

Situation You are planning to go out with your friend in Faro. Your teacher will play the part of your friend and start the conversation.

You will have to:

- 1 suggest a day to meet
- 2 suggest a place to meet (e.g. school/station/square)
- 3 say a time
- 4 suggest where to go (e.g. cinema/park/theatre).




Section 2

Situation You talk on the phone to your Portuguese friend about your visit to his/her home. Your teacher will play the part of your friend and start the conversation.

You will have to:

- 1 tell your friend when you are coming (e.g. in July/in the summer/next year)
- 2 answer the question
- 3 suggest what you want to do
- 4 say what you did last weekend.



BOOKLET 5

Section 3

Situation: The notes and pictures below give an outline of how you spent last Saturday.

11:00 **EM CASA**

A que horas? O que fez? Como se sentia?



FAZENDO PLANOS

Contente? O que fez? Com quem falou?



14:00 **NO CENTRO DA CIDADE**

A que horas? Onde estava? O que comeu? O que comprou?



18:00 **OS CONVITES**

Que filme? O que fez? Com quem falou?



21:00 **À NOITE**

23:00

O que fez? Gostaram do filme? As suas impressões do dia? 😊/☹️? Porquê?

Permission to reproduce items where third-party owned material protected by copyright is included has been sought and cleared where possible. Every reasonable effort has been made by the publisher (OCR) to trace copyright holders, but if any items requiring clearance have unwittingly been included, the publisher will be pleased to make amends at the earliest possible opportunity.

OCR is part of the Cambridge Assessment Group. Cambridge Assessment is the brand name of University of Cambridge Local Examinations Syndicate (UCLES), which is itself a department of the University of Cambridge.

Speaking

**ROLE PLAY BOOKLET 6
7 MARCH – 15 MAY 2008**



INSTRUCTIONS TO CANDIDATES

- You must carry out **all** the tasks from all three sections specified on Pages 2 and 3 of this booklet. The roles to be played by you and your teacher are indicated. For the Narrative role play you should use the notes to tell your teacher what happened in the story. Be prepared to respond to any questions or comments from your teacher. You have about 12 minutes to study the situations.

INFORMATION FOR CANDIDATES

- No dictionaries are allowed.
- You are not allowed to make written notes.
- After the three role plays you will take part in a general conversation led by your teacher.

This document consists of **4** printed pages.

BOOKLET 6

Section 1

Situation You are being interviewed for a job at the airport in Salvador. Your teacher will play the part of the employer and will start the conversation.

You will have to:

- 1 say what language you speak
- 2 say where you want to work (e.g. café/shop/car park)
- 3 say when you are free (e.g. tomorrow/Monday/next week)
- 4 ask how much money.



Section 2

Situation You are talking to your Portuguese friend in his/her home. Your teacher will play the part of your friend and start the conversation.

You will have to:

- 1 say what you would like to do tomorrow (e.g. go shopping/see a film/play football)
- 2 answer the question
- 3 suggest how you can help (e.g. make coffee/wash up/lay the table)
- 4 say that you do this every day.



BOOKLET 6

Section 3


Situation: The notes and pictures below give an outline of a day when you went on a school excursion.

A PRIMEIRA AULA



Onde estava? O que fazia? Como se sentia?

A PARTIDA



O que fez? Como viajou? Contente?

A EXCURSÃO



O que fez primeiro? Gostou? O que comeu e bebeu? Como foi o drama? Contente? Porquê/porque não?

O REGRESSO



O que fez? Como se sentia?

DEPOIS



A que horas voltou? Com quem falava? As suas impressões do dia? 😊/😞? Porquê?

Permission to reproduce items where third-party owned material protected by copyright is included has been sought and cleared where possible. Every reasonable effort has been made by the publisher (OCR) to trace copyright holders, but if any items requiring clearance have unwittingly been included, the publisher will be pleased to make amends at the earliest possible opportunity.

OCR is part of the Cambridge Assessment Group. Cambridge Assessment is the brand name of University of Cambridge Local Examinations Syndicate (UCLES), which is itself a department of the University of Cambridge.