

GENERAL CERTIFICATE OF SECONDARY EDUCATION
PORTUGUESE

1923/01

Listening

MONDAY 12 MAY 2008

Afternoon

Time: 5 minutes' reading time + 40 minutes (approx.)

Candidates answer on the question paper

Additional materials (enclosed): None

Additional materials (required):

Cassette/CD



Candidate
Forename

Candidate
Surname

Centre
Number

--	--	--	--	--

Candidate
Number

--	--	--	--

You will now have finished the five minutes' reading time for this paper. The test will begin now.

INSTRUCTIONS TO CANDIDATES

- During this introduction you should tell the invigilator immediately if you have any difficulty in hearing the recording. Once the test has begun, the tape will not be stopped.
- Write your name, Centre Number and Candidate Number in the boxes above.
- Answer **all** the questions.
- Write your answers in blue or black ink.
- Do **not** write in the bar code.
- Write your answer to each question in the space provided.

INFORMATION FOR CANDIDATES

- The number of marks for each question is given in brackets [] at the end of each question or part question.
- Listen carefully to the instructions and follow the example for each exercise.
- There will be pauses to give you time to read the questions and to write your answers.
- You will hear all the recordings twice.
- You may write your answers at any time during the test.
- The total for this paper is **40** marks.
- Dictionaries are **not** allowed.
- Open your booklet now.


FOR EXAMINER'S USE	
Section 1	
Section 2	
Section 3	
TOTAL	

This document consists of **15** printed pages and **1** blank page.

2
Section 1

Exercise 1: Questions 1 to 5

Simão talks to Laura about lunch.






Choose the correct answer by ticking one box only.

Example: At what time does Laura want to have lunch?

A	12:00	<input type="checkbox"/>
B	1:00	<input checked="" type="checkbox"/>
C	2:00	<input type="checkbox"/>

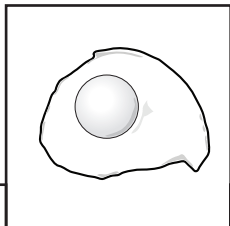
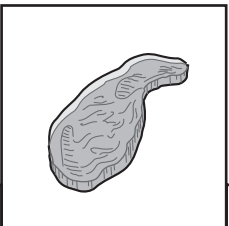

Answer these five questions. Tick [✓] **one** box for each question.

1 What does Laura want to start with?

A		<input type="checkbox"/>
B		<input type="checkbox"/>
C		<input type="checkbox"/>


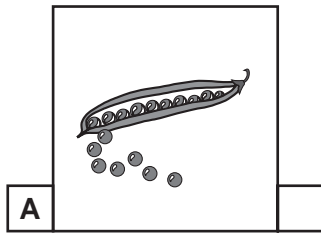
[1]

2 What does she want for her main dish?

A		<input type="checkbox"/>
B		<input type="checkbox"/>
C		<input type="checkbox"/>




[1]

3 What does she want with her main dish?




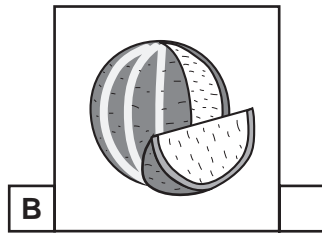

[1]

4 What does she want to drink?



[1]

5 What does Laura want for dessert?



[1]

[Total: 5 marks]

Prova 2: Perguntas 6 a 10




As cidades da Raquel e do José.





Leia as frases e assinale com um sinal de certo [✓] o quadro apropriado.

Exemplo:

O José mora perto da ...


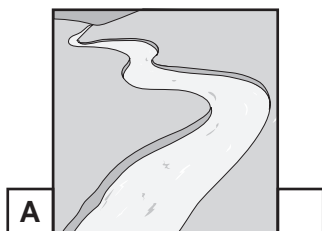


6 A cidade do José tem ...





[1]

7 Na cidade da Raquel há ...




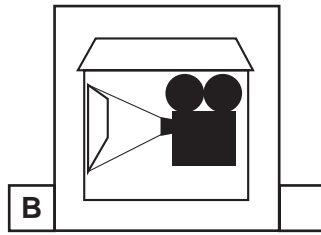
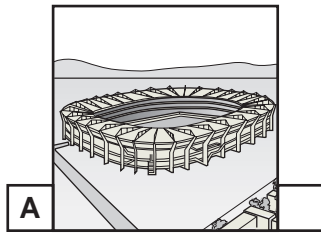
[1]

8 Na cidade do José também há ...





[1]

9 A cidade do José tem ...



[1]

10 O José vê ...



[1]


[Total: 5 marks]

6
BLANK PAGE

PLEASE DO NOT WRITE ON THIS PAGE




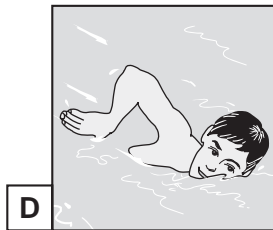
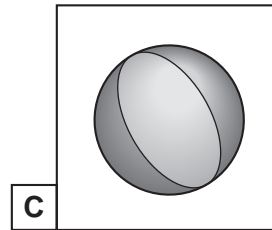
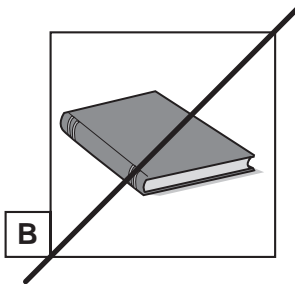

Prova 3: Perguntas 11 a 15

Um dia na praia.



Atente na lista e nos quadros.

Ouça e preencha a lista com as letras correctas.



Exemplo:
 Eurídice..... **B**

- 11 Chico.....
- 12 Fátima.....
- 13 Marcelo.....
- 14 Luciana.....
- 15 Nuno.....

[Total: 5 marks]
 [Total for Section 1: 15 marks]
[Turn over

8
Section 2

Prova 4: Perguntas 16 a 20

A Sueli e o Bruno falam do que fizeram nas férias.




Leia as perguntas 16 a 20.

Atente nos quadros.

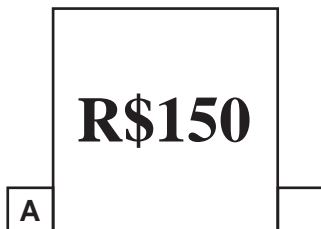
Para cada pergunta, assinale com um sinal de certo [✓] o quadro apropriado.

Exemplo:

A Sueli trabalhou numa:



16 A Sueli ganhava:



[1]

17 O que ela fazia na loja:



[1]



18 O que ela também fazia:



[1]



[PAUSA]

19 Onde o Bruno passou as férias:



[1]

20 O que o Bruno fez:



[1]

[Total: 5 marks]

Prova 5: Perguntas 21 a 25

Ajudando o ambiente.



Leia as perguntas 21 a 25.

Ouçã as sugestões e assinale com um sinal de certo [✓] a resposta correcta.

Exemplo:

Se ninguém está na sala de aula, deve-se ...

A ... voltar para casa.

B ... apagar a luz.

C ... fechar a janela.

21 Poupa-se papel ...

A ... escrevendo em ambos os lados.

B ... fazendo menos fotocópias.

C ... escrevendo com letra pequena.

[1]

22 Os cadernos de papel reciclado ...

A ... duram muito tempo.

B ... são de melhor qualidade.

C ... custam mais.

[1]

[PAUSA]

23 É preferível levar comida para escola ...

A ... em caixas de plástico.

B ... embrulhada em papel.

C ... em sacos de pano.

[1]

24 As bebidas deviam ser servidas em ...

A ... copos de plástico.

B ... copos de vidro.

C ... garrafas de plástico.

[1]

25 Para causar menos poluição do ar, deve-se ...

A ... usar menos os transportes públicos.

B ... ir para a escola de carro.

C ... andar menos de carro.

[1]

[Total: 5 marks]

[Total for Section 2: 10 marks]

12
Section 3

Prova 6: Perguntas 26, 27 e 28

Empregos e profissões.



Leia a lista.

O que querem ser?

Ouça e, seguindo o exemplo, escreva a letra correspondente à informação correcta.

LISTA

- A actor/actriz
- B bailarino/bailarina
- C cantor/cantora
- D atleta
- ~~E professor/professora~~
- F jornalista

	Pessoa	Carreira
<i>Exemplo</i>	Cassiane	E
26	Rui	
27	Vanessa	
28	Dorival	

[1]

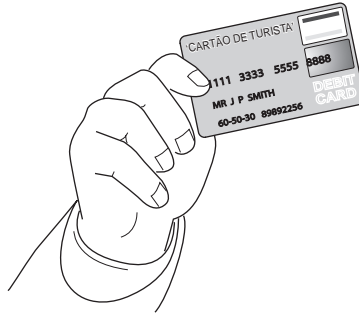
[1]

[1]

[Total: 3 marks]

Prova 7: Perguntas 29 a 32

O Cartão de Turista.



Leia as perguntas 29, 30, 31 e 32.

Ouçã e preencha os espaços com a informação apropriada.

Exemplo:

O Cartão de Turista é para aqueles que gostam de **viajar**

29 O Cartão de Turista pode ser usado em[1]

30 O Cartão deve ser renovado depois de[1]

[PAUSA]


31 Para, a pessoa tem que ter pelo menos 14 anos. [1]

32 Para ter um Cartão, não é necessário ser[1]

[Total: 4 marks]

Prova 8: Perguntas 33 a 37

Mantendo o corpo em forma.



Leia as perguntas 33 a 37.

Assinale com um sinal de certo [✓] a frase correcta.

Exemplo:

Quando se deitar, a luz deve ...

A ... ser fraca.

B ... estar perto.

C ... ficar focada.

33 Quando acordar ...

A ... prepare-se para sair.

B ... salte como um gato.

C ... respire bem fundo.

[1]

34 Comece o dia ...

A ... com ginástica.

B ... pensando bem.

C ... debaixo do chuveiro.

[1]

35 Durante o dia ...

A ... coma várias vezes.

B ... beba muita água.

C ... faça uma dieta.

[1]

[PAUSA]

36 Nas refeições, cuidado com ...

A ... a quantidade de pão que se come.

B ... a dieta de carne e peixe.

C ... a comida orgânica.

[1]

37 Para manter a forma, é aconselhável ...

A ... fazer ginástica.

B ... dançar muito.

C ... deitar-se cedo.

[1]

[Total: 5 marks]

Exercise 9: Questions 38 to 40

The photographer from Angola.



Read questions 38 to 40.

Write your answers **in English**.

Example:

Why is Fernando different from other photographers?

..... **He is blind.**

38 What makes it possible for Fernando to decide what to photograph?

.....[1]

39 Which aspect of Florianópolis does Fernando most enjoy photographing?

.....[1]

40 Describe **one** of the things Fernando intends doing in the future.

.....[1]

[Total: 3 marks]

[Total for Section 3: 15 marks]

Permission to reproduce items where third-party owned material protected by copyright is included has been sought and cleared where possible. Every reasonable effort has been made by the publisher (OCR) to trace copyright holders, but if any items requiring clearance have unwittingly been included, the publisher will be pleased to make amends at the earliest possible opportunity.

OCR is part of the Cambridge Assessment Group. Cambridge Assessment is the brand name of University of Cambridge Local Examinations Syndicate (UCLES), which is itself a department of the University of Cambridge.