

**OXFORD CAMBRIDGE AND RSA EXAMINATIONS  
GENERAL CERTIFICATE OF SECONDARY EDUCATION**

**A333/02/RB**

**TWENTY FIRST CENTURY SCIENCE  
PHYSICS A**

**Unit 3: Ideas in Context plus P7 (Higher Tier)**

**RESOURCE BOOKLET**

**To be opened on receipt**

**JUNE 2011**

**SUITABLE FOR VISUALLY IMPAIRED CANDIDATES**

**READ INSTRUCTIONS OVERLEAF**

## **INSTRUCTIONS TO CANDIDATES**

- **This booklet contains the article required to answer question 1.**
- **Take this article away and read it through carefully.**
- **Spend some time looking up any technical terms or phrases you do not understand.**
- **For the examination on TUESDAY 7 JUNE 2011 you will be given a fresh copy of this article, together with a question paper.**
- **You will NOT be able to take your original copy into the examination with you.**

**BLANK PAGE**

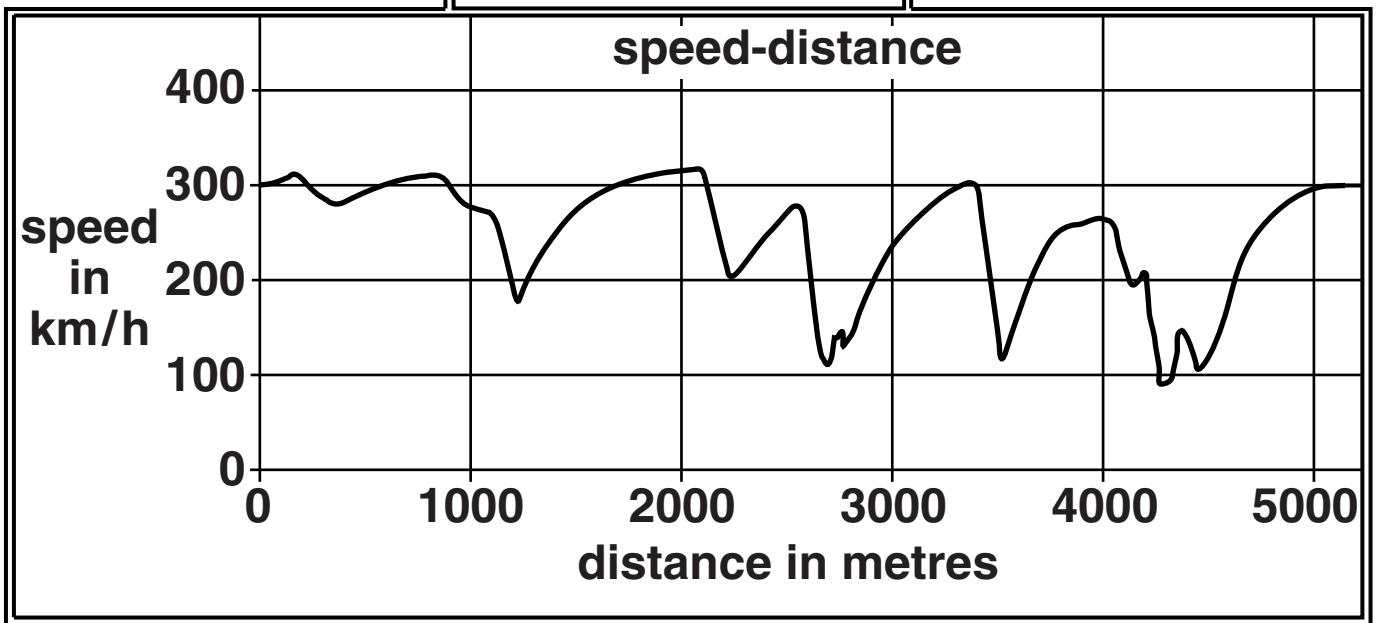
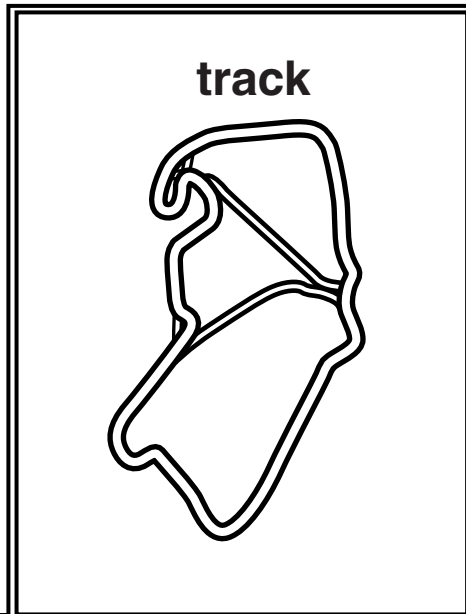
## **TELEMETRY IN MOTOR RACING**

**Telemetry refers to the automatic measurement and transmission of data from a remote source. In motor racing this data includes vital information about engine performance, aerodynamic efficiency, oil pressure, tyre grip and brake wear, and how fast the car is travelling. This data is then transmitted securely, using radio and microwave technology, to the engineers in the pit lane. This data can then be analysed and used to calculate other quantities, for example momentum and kinetic energy.**

**The diagram opposite shows a small part of some telemetry recordings showing the speed of a racing car around a track.**

**Recently some Formula 1 teams have switched from analogue to digital systems for their radio connection with the racing car driver.**

**Telemetry has also proved very useful in improving the safety of motor sports. The main safety features of racing cars are designed structures that collapse in a crash, otherwise known as crumple zones. But by measuring the forces on the driver during crashes (using crash test dummies) new safety devices have been developed such as the HANS device (Head And Neck Support). The motor sport regulatory bodies have decided a HANS device must now be worn in nearly all races.**

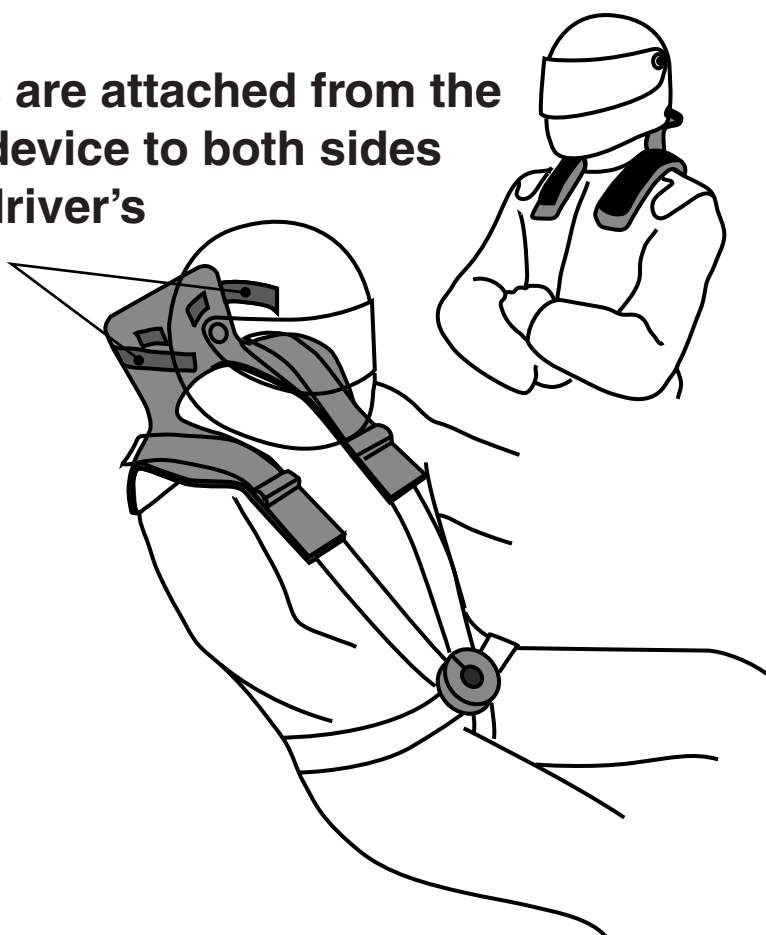


## HANS DEVICE

The HANS device fits snugly over the driver's shoulders. The tethers are attached to anchors on the helmet's sides using quick-release clips, and adjusted so that the driver can move his or her head enough to drive comfortably. Once the driver is seated in the car, the HANS device is attached to the seat belts so it cannot move.

During an impact the amount of helmet movement is controlled by these tethers. This dramatically reduces the energy absorbed by the driver's head and neck, and transfers the loading from the top of the spine to the forehead, which is far better suited to taking the force. It also helps to prevent the driver's helmet from hitting the steering wheel.

Tethers are attached from the HANS device to both sides of the driver's helmet.



**BLANK PAGE**

## **Copyright Information**

**OCR is committed to seeking permission to reproduce all third-party content that it uses in its assessment materials. OCR has attempted to identify and contact all copyright holders whose work is used in this paper. To avoid the issue of disclosure of answer-related information to candidates, all copyright acknowledgements are reproduced in the OCR Copyright Acknowledgements Booklet. This is produced for each series of examinations and is freely available to download from our public website ([www.ocr.org.uk](http://www.ocr.org.uk)) after the live examination series.**

**If OCR has unwittingly failed to correctly acknowledge or clear any third-party content in this assessment material, OCR will be happy to correct its mistake at the earliest possible opportunity.**

**For queries or further information please contact the Copyright Team, First Floor, 9 Hills Road, Cambridge CB2 1GE.**

**OCR is part of the Cambridge Assessment Group; Cambridge Assessment is the brand name of University of Cambridge Local Examinations Syndicate (UCLES), which is itself a department of the University of Cambridge.**