

Centre Number						Candidate Number				
Surname										
Other Names										
Candidate Signature										

For Examiner's Use	
Examiner's Initials	
Question	Mark
1	
2	
3	
4	
5	
6	
7	
TOTAL	



General Certificate of Secondary Education
Foundation Tier
June 2011

Additional Science

Unit Physics P2

PHY2F

Physics

Unit Physics P2

F

Written Paper

Friday 27 May 2011 9.00 am to 9.45 am

For this paper you must have:

- a ruler.
- You may use a calculator.

Time allowed

- 45 minutes

Instructions

- Use black ink or black ball-point pen.
- Fill in the boxes at the top of this page.
- Answer **all** questions.
- You must answer the questions in the spaces provided. Do not write outside the box around each page or on blank pages.
- Do all rough work in this book. Cross through any work you do not want to be marked.

Information

- The marks for questions are shown in brackets.
- The maximum mark for this paper is 45.
- You are expected to use a calculator where appropriate.
- You are reminded of the need for good English and clear presentation in your answers.

Advice

- In all calculations, show clearly how you work out your answer.



J U N 1 1 P H Y 2 F 0 1

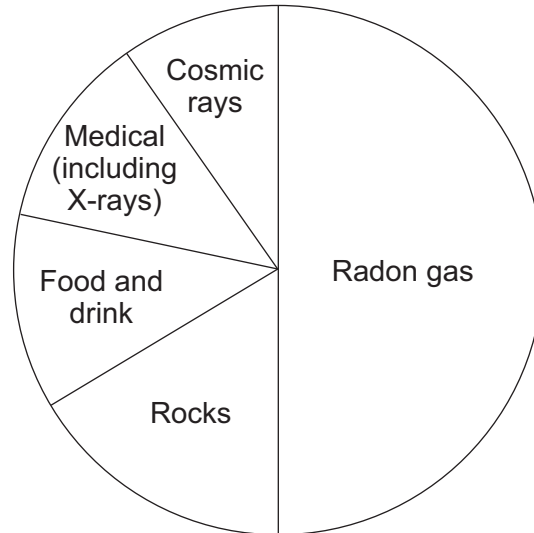
There are no questions printed on this page

**DO NOT WRITE ON THIS PAGE
ANSWER IN THE SPACES PROVIDED**



Answer **all** questions in the spaces provided.

- 1 The pie chart shows the average proportions of background radiation from various sources in the UK.



Three sources of background radiation are given in **List A**.
Statements about sources of background radiation are given in **List B**.

Draw **one** line to link each source of background radiation in **List A** to the statement about that source given in **List B**.

Draw only **three** lines.

List A

X-rays

Cosmic rays

Radon gas

List B

Are used to show broken bones.

The radiation comes from outer space.

Comes from soil containing a radioactive isotope of potassium.

Gives about 50% of all background radiation.

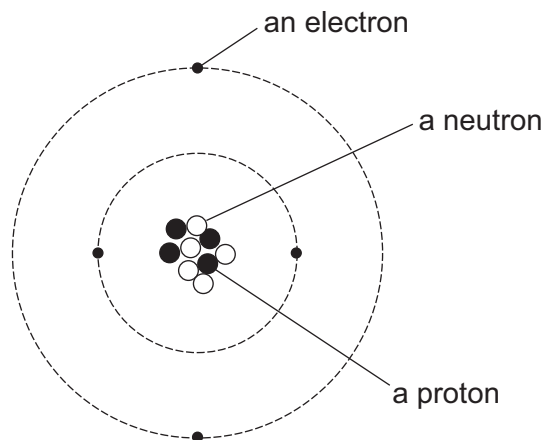
(3 marks)

3

Turn over ►



- 2 The diagram represents an atom of beryllium. The three types of particle that make up the atom have been labelled.



- 2 (a) Use the labels from the diagram to complete the following statements.

Each label should be used once.

The particle with a positive charge is

The particle with the smallest mass is

The particle with no charge is

(2 marks)

- 2 (b) What is the atomic number of a beryllium atom?

Draw a ring around your answer.

4	5	9	13
---	---	---	----

Give a reason for your answer.

.....

.....

(2 marks)



2 (c) Which **one** of the following statements describes what can happen to an atom to change it into an ion?

Tick (✓) **one** box.

The atom loses a neutron.

The atom loses an electron.

The atom loses a proton.

(1 mark)

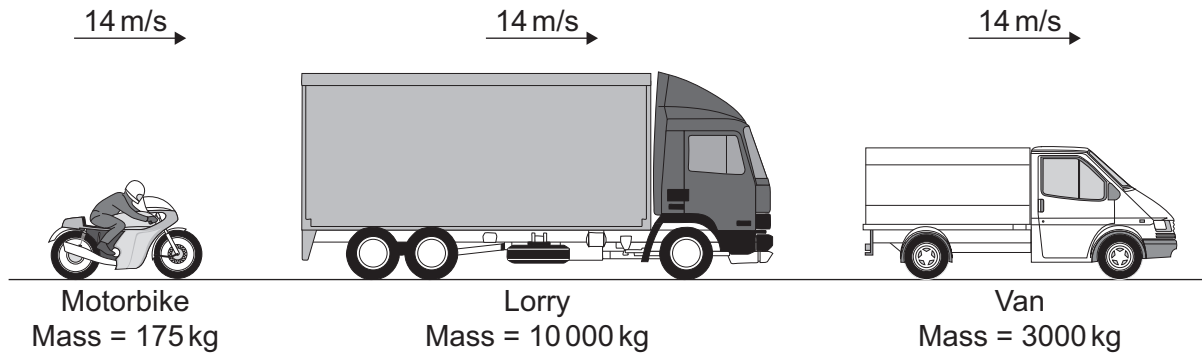
5

Turn over for the next question

Turn over ►



3 (a) (i) The diagram shows three vehicles travelling along a straight road at 14 m/s.



Which vehicle has the greatest momentum?

.....

Give the reason for your answer.

.....

(2 marks)

3 (a) (ii) Use the equation in the box to calculate the momentum of the motorbike when it travels at 14 m/s.

$$\text{momentum} = \text{mass} \times \text{velocity}$$

Show clearly how you work out your answer.

.....

Momentum = kg m/s
 (2 marks)



3 (b) The motorbike follows the lorry for a short time, and then accelerates to overtake both the lorry and van.

3 (b) (i) Complete the following sentence by drawing a ring around the correct line in the box.

When the motorbike starts to overtake, the kinetic energy

of the motorbike	decreases.
	stays the same.
	increases.

(1 mark)

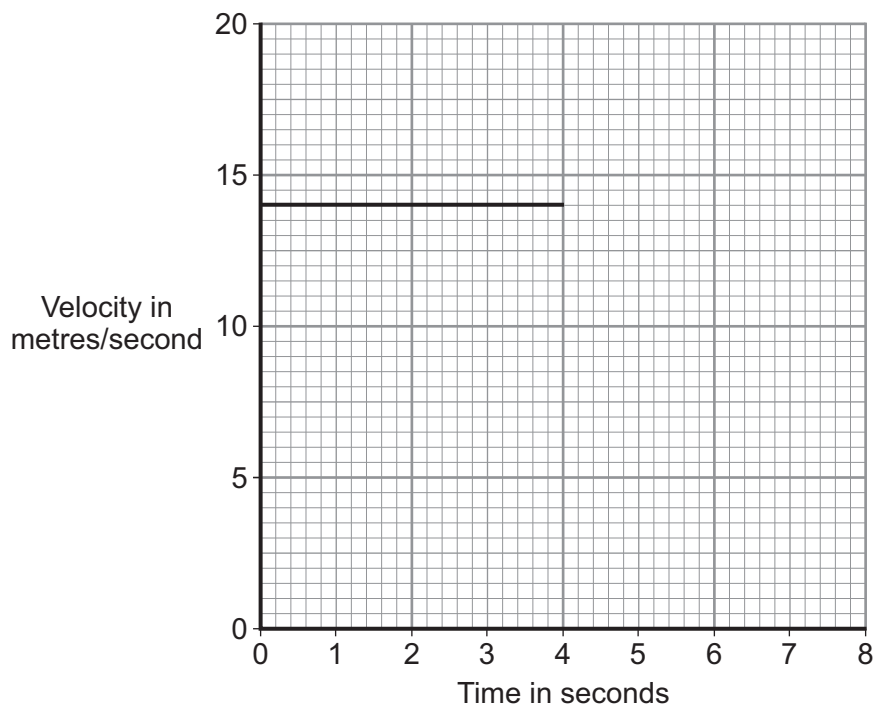
3 (b) (ii) Give a reason for your answer to part (b)(i).

.....
.....

(1 mark)

3 (b) (iii) The graph shows the velocity of the motorbike up to the time when it starts to accelerate. The motorbike accelerates constantly, going from a speed of 14 m/s to a speed of 20 m/s in a time of 2 seconds. The motorbike then stays at 20 m/s.

Complete the graph to show the motion of the motorbike over the next 4 seconds.



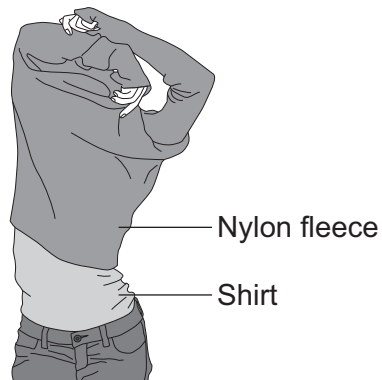
(3 marks)

9

Turn over ►



- 4 (a) A student takes off his nylon fleece and feels a small electric shock. He realises that this happens because his fleece becomes charged.



Explain why the fleece becomes charged.

.....

.....

.....

.....

.....

(2 marks)

- 4 (b) Only **two** of the following statements are correct.

Put a tick (✓) in the boxes next to the **two** correct statements.

Positively charged objects repel negatively charged objects.

Electrical charges move easily through metals.

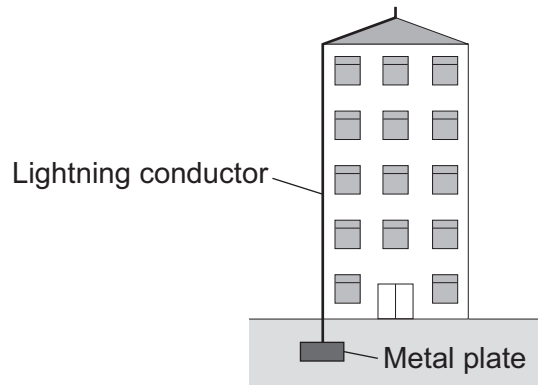
Static electricity is safe; it never causes any danger.

An electric current is a flow of electrical charge.

(2 marks)



4 (c) The diagram shows a lightning conductor attached to the side of a tall building.



If the building is struck by lightning, charge flows to earth through the lightning conductor.

4 (c) (i) Which of the materials in the list is used to make the lightning conductor?

Draw a ring around your answer.

copper

glass

plastic

Give a reason for your answer.

.....

.....

.....

(2 marks)

4 (c) (ii) Complete the sentence by drawing a ring around the correct line in the box.

The resistance of the lightning conductor is

higher than
the same as
lower than

the resistance of the building.

(1 mark)

4 (c) (iii) It is almost impossible to test different designs of lightning conductor in controlled experiments during a lightning storm.

Suggest a reason why.

.....

.....

(1 mark)

8

Turn over ►



5 Motorway accidents have many causes.

5 (a) Which **one** of the following is most likely to increase the chance of a car being in an accident?

Tick (✓) the box next to your answer.

The car has just had new tyres fitted.

The driver has been drinking alcohol.

A road surface in dry conditions

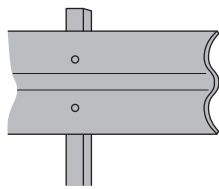
Give a reason for your answer.

.....

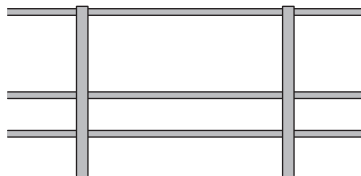
.....

(2 marks)

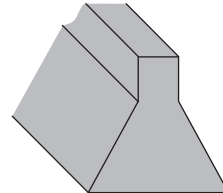
5 (b) The diagram shows three designs of motorway crash barriers.



Steel sheets



Steel 'ropes'



Solid concrete

Before a new design of barrier is used, it must be tested.
A car of mass 1500 kg is driven at 30 m/s to hit the barrier at an angle of 20 degrees.
This barrier must slow the car down and must not break.



Explain why the mass of the car, the speed of the car and the angle at which the car hits the barrier must be the same in every test.

.....
.....
.....
.....
.....

(2 marks)

5 (c) A group of scientists has suggested that new designs of crash barriers should be first tested using computer simulations.

Which **two** statements give sensible reasons for testing new barrier designs using a computer simulation?

Put a tick (✓) in the box next to each of your answers.

The design of the barrier can be changed easily.

Data for different conditions can be obtained quickly.

Simulations are more realistic than using cars and barriers.

(1 mark)

5

Turn over for the next question

Turn over ►



6 **Diagram 1** shows a hairdryer.
Diagram 2 shows how the heaters and fan of the hairdryer are connected to a 3-pin plug. The hairdryer does not have an earth wire.

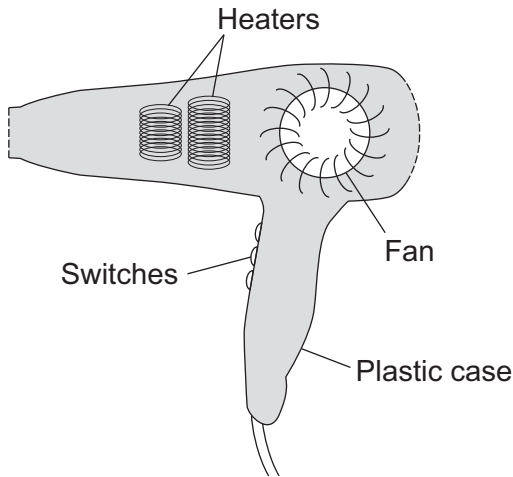


Diagram 1

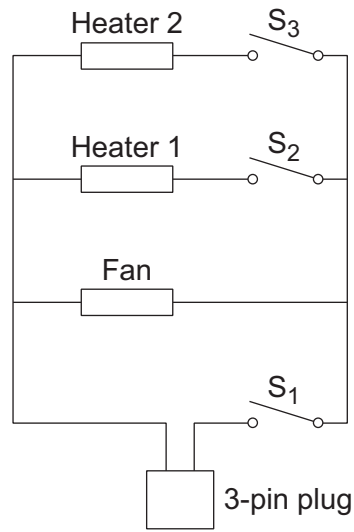


Diagram 2

6 (a) What colour is the insulation around the wire connected to the live pin inside the plug?

.....
 (1 mark)

6 (b) Why does the hairdryer **not** need an earth wire?

.....

 (1 mark)

6 (c) All the switches are shown in the OFF position.

6 (c) (i) Which switch or switches have to be ON to make:

(1) only the fan work;

(2) heater 2 work?

(2 marks)



6 (c) (ii) The heaters can only be switched on when the fan is also switched on.

Explain why.

.....

.....

.....

.....

.....

(2 marks)

6 (d) The table shows the current drawn from the 230 volt mains electricity supply when different parts of the hairdryer are switched on.

	Current in amps
Fan only	1.0
Fan and heater 1	4.4
Fan and both heaters	6.5

Use the equation in the box to calculate the maximum power of the hairdryer.

$$\text{power} = \text{current} \times \text{potential difference}$$

Show clearly how you work out your answer and give the unit.

.....

.....

Maximum power =

(3 marks)

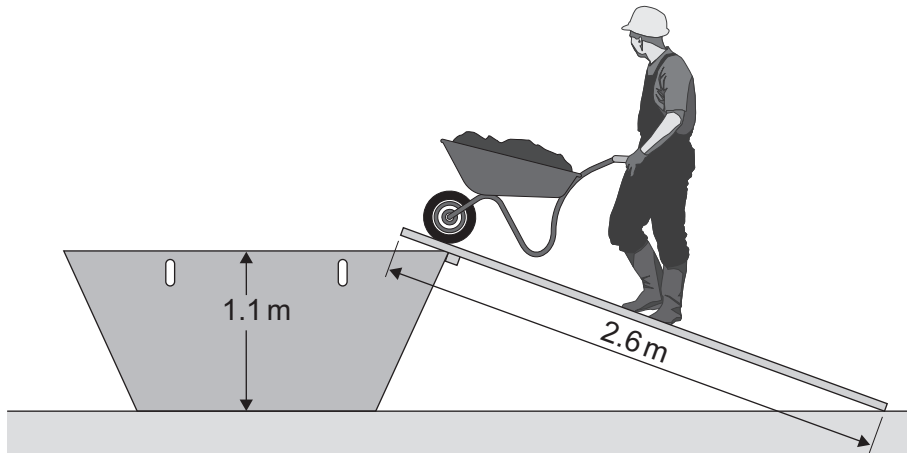
9

Turn over for the next question

Turn over ►



7 (a) The diagram shows a builder using a plank to help load rubble into a skip.



The builder uses a force of 220 N to push the wheelbarrow up the plank.

Use information from the diagram and the equation in the box to calculate the work done to push the wheelbarrow up the plank to the skip.

$$\text{work done} = \text{force applied} \times \text{distance moved in the direction of force}$$

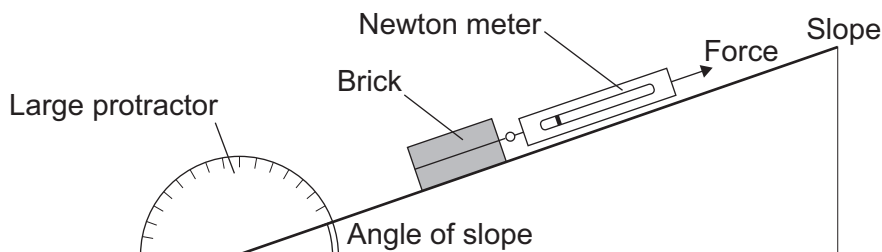
Show clearly how you work out your answer.

.....

.....

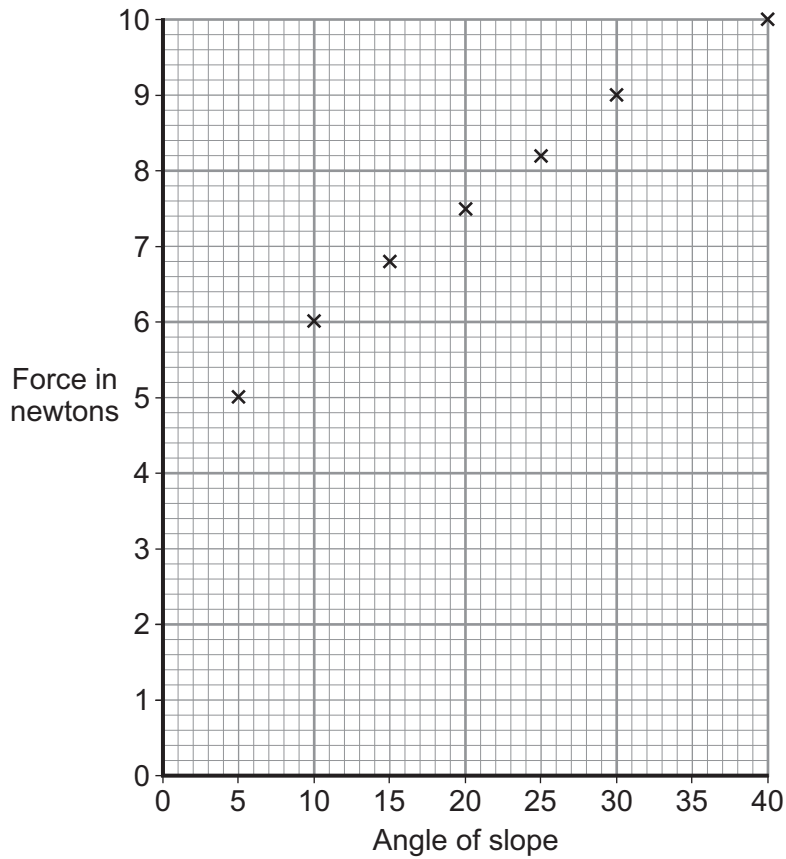
Work done = J
(2 marks)

7 (b) A student investigated how the force needed to pull a brick up a slope, at a steady speed, depends on the angle of the slope. The apparatus used by the student is shown in the diagram.



The student used the results from the investigation to plot the points for a graph of force used against the angle of the slope.





7 (b) (i) Draw a line of best fit for these points. (1 mark)

7 (b) (ii) How does the force used to pull the brick up the slope change as the angle of the slope increases?

.....

(1 mark)

7 (b) (iii) Consider the results from this experiment.
 Should the student recommend that the builder use a long plank or a short plank to help load the skip?

Draw a ring around your answer.

long plank

short plank

Explain the reason for your answer.

.....

(2 marks)

END OF QUESTIONS



There are no questions printed on this page

**DO NOT WRITE ON THIS PAGE
ANSWER IN THE SPACES PROVIDED**

