

Centre Number						Candidate Number				
Surname										
Other Names										
Candidate Signature										

For Examiner's Use	
Examiner's Initials	
Question	Mark
1	
2	
3	
4	
5	
6	
7	
TOTAL	



General Certificate of Secondary Education
Foundation Tier
January 2011

Science B
Unit Physics P1

PHY1F
F

Physics
Unit Physics P1

Wednesday 19 January 2011 9.00 am to 9.45 am

For this paper you must have:

- a ruler.

You may use a calculator.

Time allowed

- 45 minutes

Instructions

- Use black ink or black ball-point pen.
- Fill in the boxes at the top of this page.
- Answer **all** questions.
- You must answer the questions in the spaces provided. Do not write outside the box around each page or on blank pages.
- Do all rough work in this book. Cross through any work you do not want to be marked.

Information

- The marks for questions are shown in brackets.
- The maximum mark for this paper is 45.
- You are expected to use a calculator where appropriate.
- You are reminded of the need for good English and clear presentation in your answers.

Advice

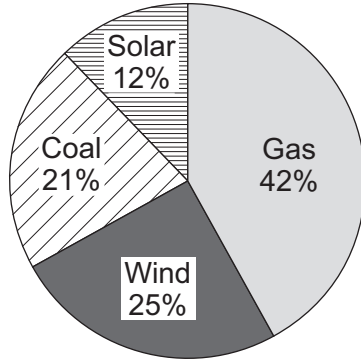
- In all calculations, show clearly how you work out your answer.



J A N 1 1 P H Y 1 F O 1

Answer **all** questions in the spaces provided.

1 (a) The pie chart shows the energy sources used by one company to generate electricity.



1 (a) (i) Which two energy sources used by the company do **not** produce any polluting gases?

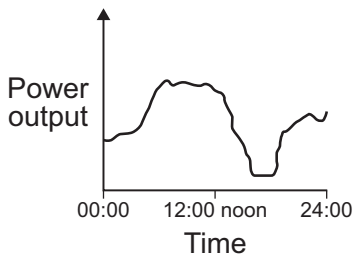
..... and
(1 mark)

1 (a) (ii) Calculate the percentage (%) of electricity that is generated using energy sources that do **not** produce any polluting gases.

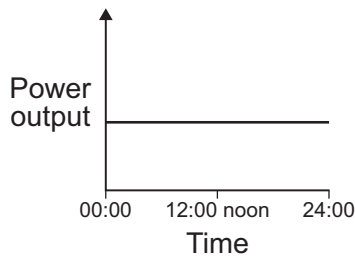
.....
Percentage =
(1 mark)

1 (b) Which graph, **A**, **B** or **C**, is most likely to show the electrical power output from a wind turbine over one day?

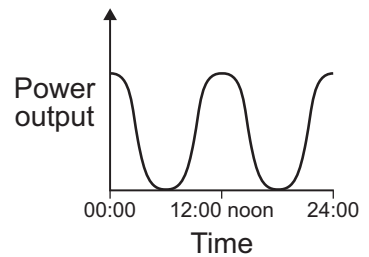
Write your answer, **A**, **B** or **C**, in the box.



Graph A



Graph B



Graph C

Graph
(1 mark)



1 (c) The government has said that more electricity must be generated from renewable energy sources. A newspaper reported that:

**More wind farms, solar generators
and gas burning power stations
need to be built**

Why is the statement in the newspaper incorrect?

.....
.....

(1 mark)

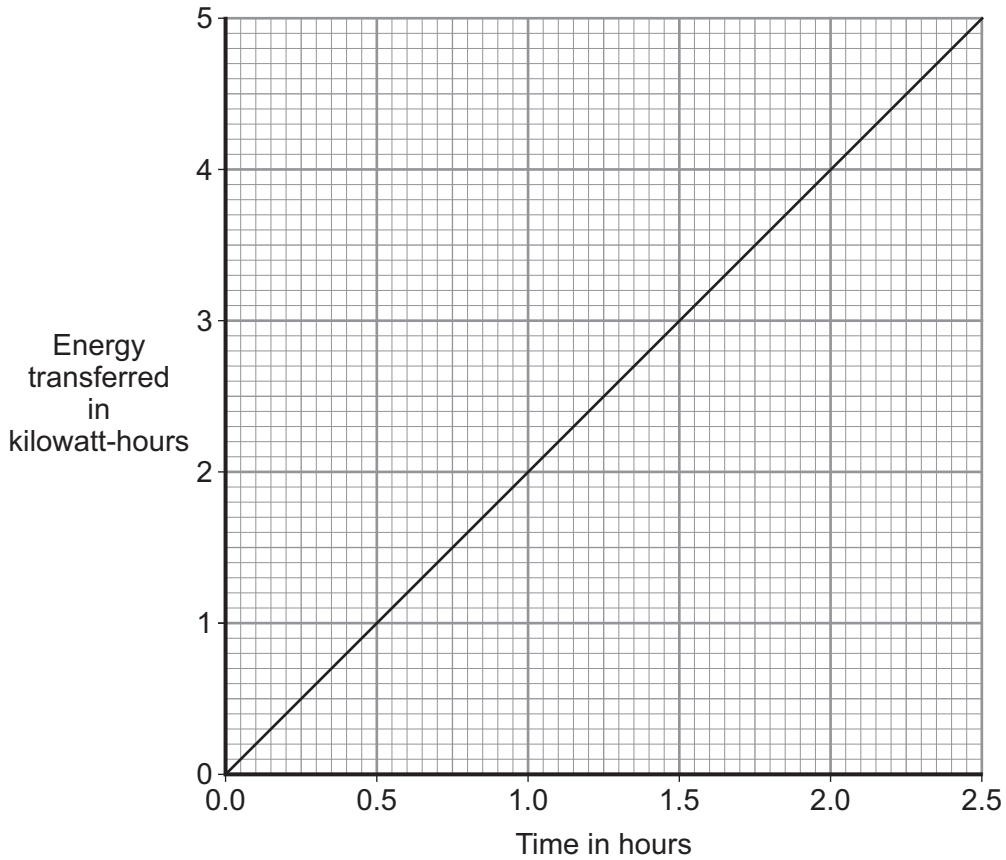
4

Turn over for the next question

Turn over ►



2 The graph shows how the energy transferred by a 2 kW electric kettle varies with the time, in hours, that the kettle is switched on.



2 (a) In one week, the kettle is used for a total of 1.5 hours. Electricity costs 15p per kilowatt-hour.

Use the equation in the box to calculate the cost of using the kettle for the week.

$$\text{total cost} = \text{number of kilowatt-hours} \times \text{cost per kilowatt-hour}$$

Show clearly how you work out your answer.

.....

.....

Cost = p
(2 marks)

2 (b) Draw a new line on the graph to show how the energy transferred by a 1 kW kettle varies with time.

(1 mark)

3



Turn over for the next question

**DO NOT WRITE ON THIS PAGE
ANSWER IN THE SPACES PROVIDED**

Turn over ►



- 3 (a)** The names of the three types of nuclear radiation are given in **List A**.
Some properties of these types of radiation are given in **List B**.

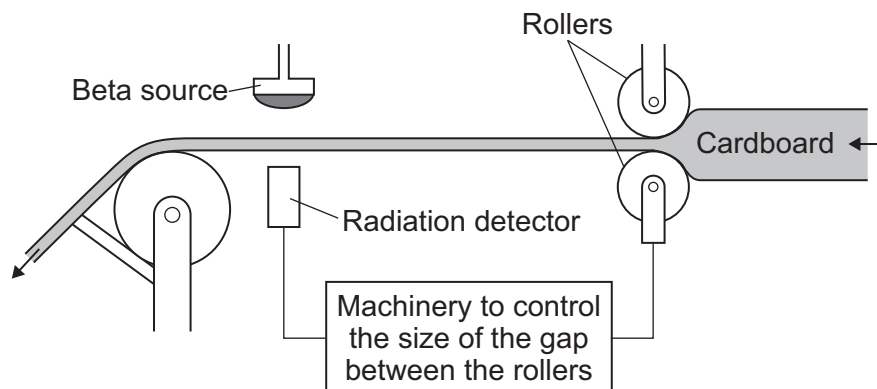
Draw a straight line to link each type of radiation in **List A** to its correct property in **List B**.

Draw only **three** lines.

List A Type of nuclear radiation	List B Property of radiation
Alpha	Has the same mass as an electron
Beta	Very strongly ionising
Gamma	Passes through 10 cm of aluminium
	Deflected by a magnetic field but not deflected by an electric field

(3 marks)

- 3 (b)** The diagram shows a system used to control the thickness of cardboard as it is made.



The cardboard passes through a narrow gap between a beta radiation source and a radiation detector.

The table gives the detector readings over 1 hour.

Time	Detector reading
08:00	150
08:15	148
08:30	151
08:45	101
09:00	149

- 3 (b) (i)** Between 08:00 and 08:30, the cardboard is produced at the usual, correct thickness.

Explain how you can tell from the detector readings that the cardboard produced at 08:45 is thicker than usual.

.....

.....

.....

.....

(2 marks)

- 3 (b) (ii)** Which would be the most suitable half-life for the beta source?

Draw a ring around your answer.

six days

six months

six years

(1 mark)

- 3 (b) (iii)** This control system would **not** work if the beta radiation source was replaced by an alpha radiation source.

Why not?

.....

.....

(1 mark)

7

Turn over ►



4 (a) Use the words from the box to complete the following sentences.

conduction convection radiation

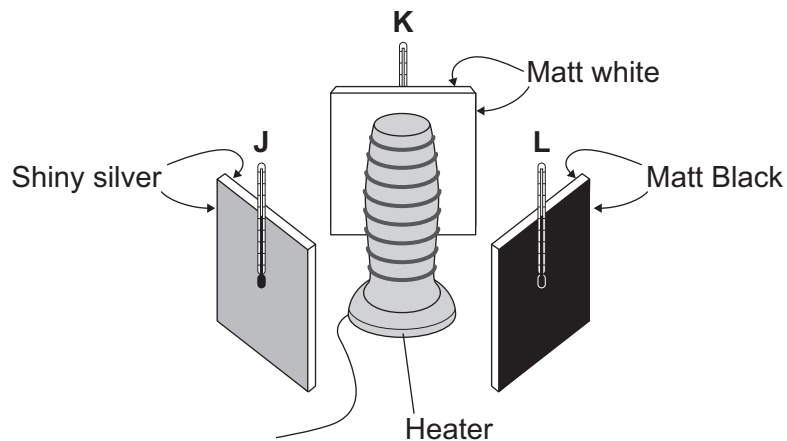
4 (a) (i) The transfer of thermal energy (heat) by the movement of hot liquids
is called

(1 mark)

4 (a) (ii) The transfer of thermal energy (heat) from one particle to another
is called

(1 mark)

4 (b) A student set up the following equipment. The 3 metal plates are the same distance from the heater. The surfaces of each of the 3 metal plates are different colours.



The student switched the heater on for 10 minutes. The thermometers were read before the heater was switched on. The thermometers were read again just after the heaters were switched off.

The readings are shown in the table.

	Temperature before switching on in °C	Temperature after switching on in °C
1	19	21
2	19	29
3	19	23



4 (b) (i) Which set of readings, **1**, **2** or **3**, is most likely to have been taken from the thermometer labelled **L**?

.....

Give a reason for your answer.

.....

.....

(2 marks)

4 (b) (ii) Which **one** of the following was **not** a control variable in this experiment?

Put a tick (✓) in the box next to your answer.

the distance between the heater and the metal plates

the power of the heater

the temperature before the heater was switched on

the colour of the metal plates

(1 mark)

4 (b) (iii) Suggest **one** advantage of using a temperature sensor, data logger and computer, rather than a thermometer to carry out this experiment.

.....

.....

(1 mark)

Question 4 continues on the next page

Turn over ►



- 4 (c)** The picture shows a fire fighter putting out a forest fire. The fire fighter's clothing has thick thermal padding inside and a light coloured, fire proof, shiny layer outside.



- 4 (c) (i)** What is the main way that heat is transferred through the air from the fire to the fire fighter?

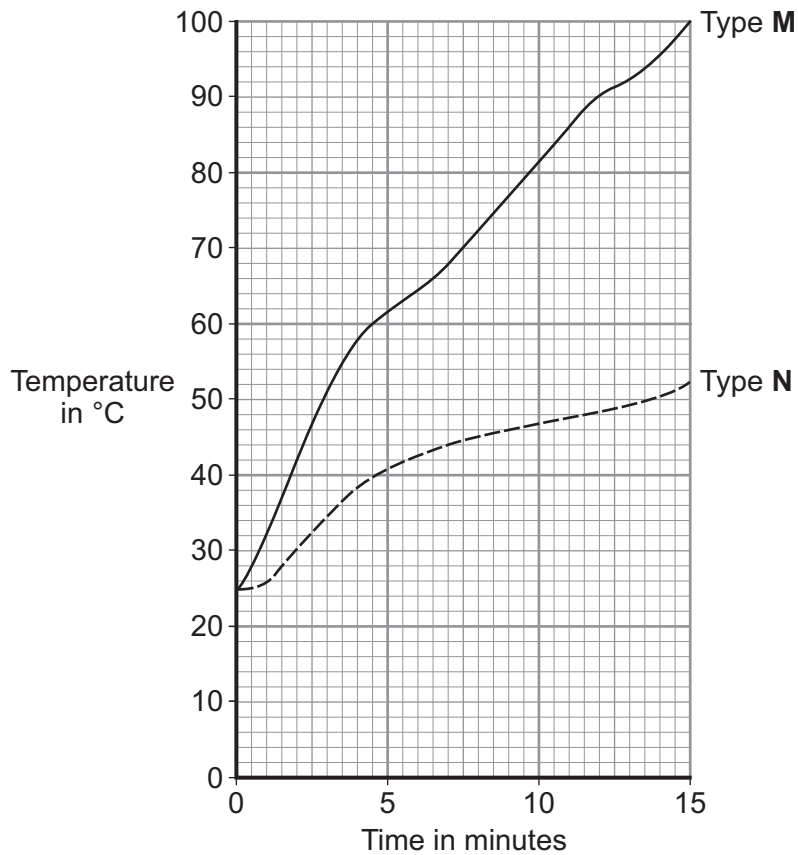
.....
.....
(1 mark)

- 4 (c) (ii)** Why is the outside layer of the clothing shiny?

.....
.....
(1 mark)



4 (d) The graph shows the result of a laboratory test on two types of thermal padding. Each type of padding was put onto a very hot metal surface and the temperature inside the padding was taken every minute.



Which type of padding, **M** or **N**, would it be best to use inside the fire fighter’s clothing?

.....

Give a reason for your answer.

.....

.....

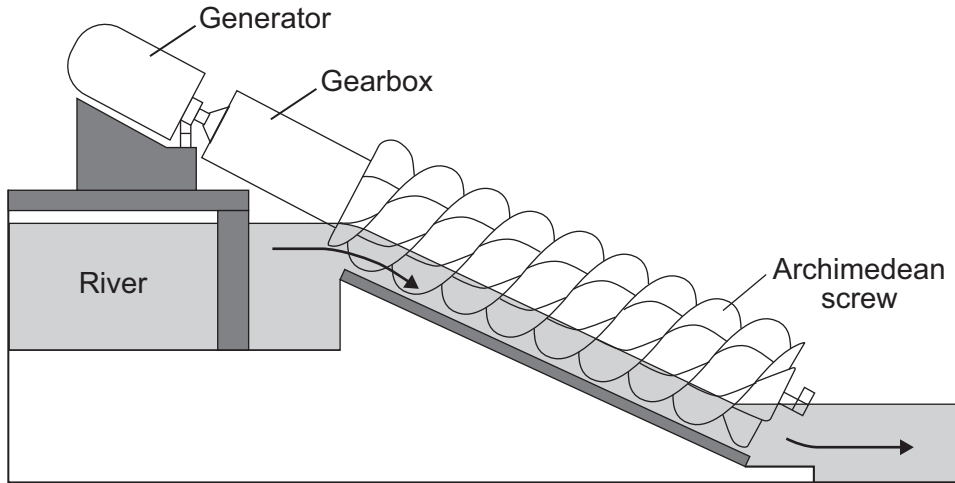
(1 mark)

9

Turn over ►



- 5 The diagram shows a small-scale, *micro-hydroelectricity* generator which uses the energy of falling river water to generate electricity. The water causes a device, called an Archimedean screw, to rotate. The Archimedean screw is linked to the generator by a gearbox.



- 5 (a) Complete the following sentence by drawing a ring around the correct word in the box.

The gravitational potential energy of the falling water is transformed

into the

chemical

electrical

kinetic

energy of the Archimedean screw.

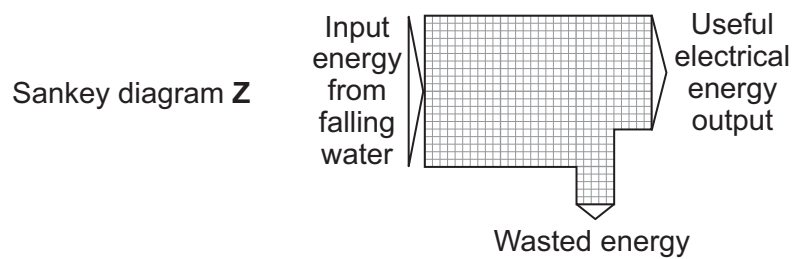
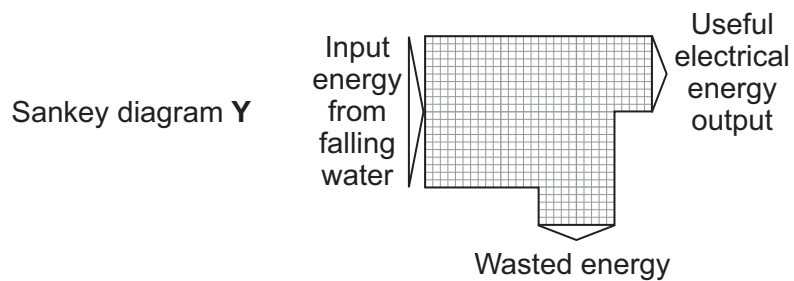
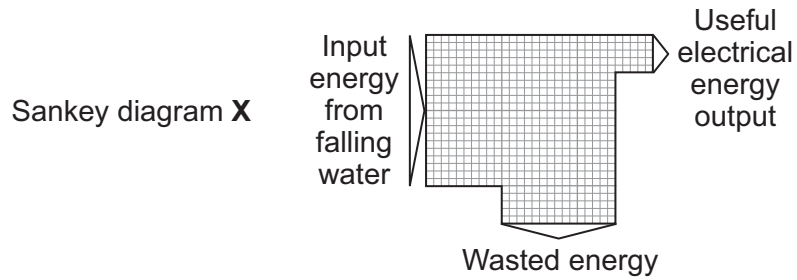
(1 mark)



- 5 (b)** A micro-hydroelectric generator is very efficient. Most of the input energy from the falling water is transformed into useful electrical energy.

Which **one** of the following Sankey diagrams, **X**, **Y** or **Z**, shows the energy transformations produced by this generator?

Write your answer, **X**, **Y**, or **Z**, in the box.



Sankey diagram
(1 mark)

Question 5 continues on the next page

Turn over ►



5 (c) A micro-hydroelectric system generates about 60 kW of electricity, enough for 50 homes. A conventional large-scale hydroelectric power station may generate more than 5 000 000 kW of electricity.

5 (c) (i) Give **one** advantage of a conventional large-scale hydroelectric power station compared to a micro-hydroelectric system.

.....

.....

(1 mark)

5 (c) (ii) Which **one** of the following statements gives a **disadvantage** of a conventional large-scale hydroelectric power station compared to a micro-hydroelectric system?

Put a tick (✓) in the box next to your answer.

Energy is wasted as heat and sound.

Large areas of land are flooded.

A constant flow of water is needed.

(1 mark)

5 (d) The electricity generated by the micro-hydroelectric system is transferred directly to local homes. The electricity generated by a conventional large-scale hydroelectric power station is transferred to homes anywhere in the country through a system of cables and transformers.

5 (d) (i) What name is given to the system of cables and transformers used to transfer electricity to homes anywhere in the country?

.....

(1 mark)

5 (d) (ii) Using short cables to transfer electricity to local homes is much more efficient than using very long cables to transfer electricity to homes anywhere in the country.

Why?

.....

.....

(1 mark)



5 (e) Nepal is a mountainous country with over 6000 rivers. In Nepal, 9000 kW of electricity are generated using micro-hydroelectric generators.

Suggest **one** reason why in the UK much less electricity is generated using micro-hydroelectric generators, than in Nepal.

.....
.....

(1 mark)

7

Turn over for the next question

Turn over ►



6 Small sailing boats can be fitted with a passive radar device. The device increases the chance that the small boat will be seen on the radar screen of a large ship. The radar transmitter on the large ship emits microwaves.

6 (a) Microwaves and radio waves are both part of the electromagnetic spectrum.

How are microwaves different from radio waves?

.....
.....

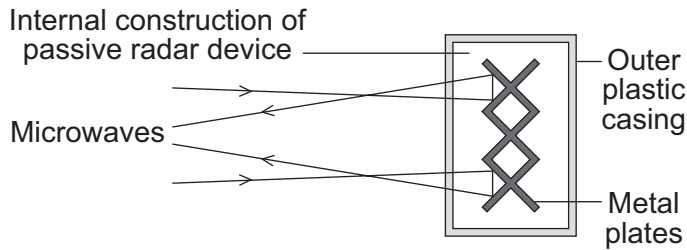
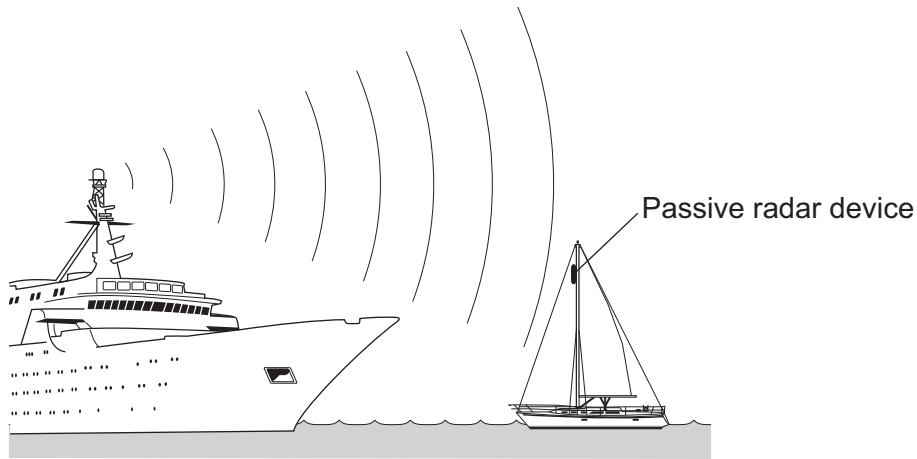
(1 mark)

6 (b) How fast do microwaves travel through the air or a vacuum compared to radio waves?

.....

(1 mark)

6 (c) The diagrams show the position of a passive radar device on a small boat and the internal construction of one type of passive radar device.



Microwaves can be absorbed, reflected or transmitted by different materials and types of surface.

Explain what happens to the microwaves from the ship's transmitter when they reach the passive radar device.

.....

.....

.....

.....

(2 marks)

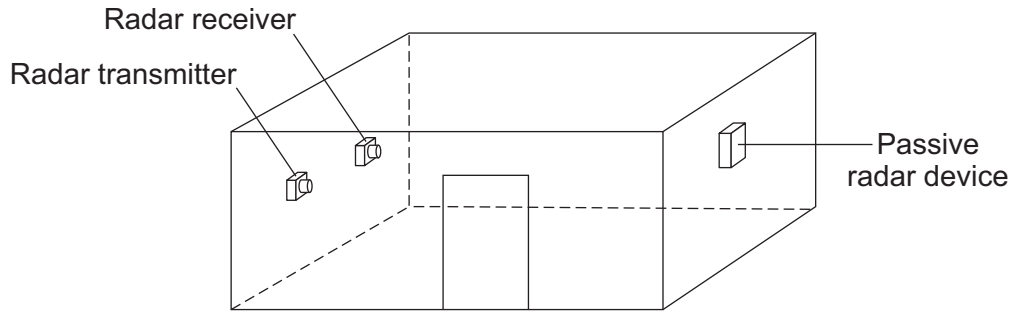
Question 6 continues on the next page

Turn over ►



6 (d) Each type of passive radar device has an RCS value. The larger the RCS value, the easier it is for a small boat fitted with the device to be detected.

An independent group of scientists measured the RCS values of 4 different types of device. The RCS value for each device was measured in the same room using the same equipment.



6 (d) (i) Why are the walls of the room covered in a material that absorbs the waves emitted by the radar transmitter?

.....

 (1 mark)

6 (d) (ii) Why is it important to use the same room and the same equipment?

.....

 (1 mark)

6 (d) (iii) Why is it important that the measurements are made by an independent group of scientists?

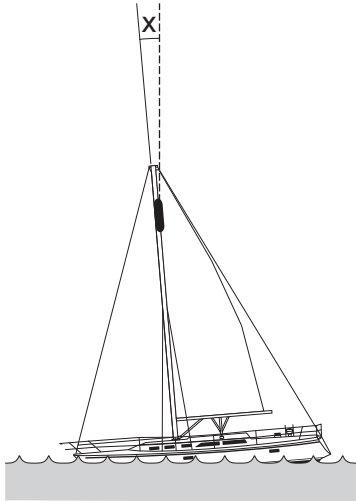
.....

 (1 mark)



6 (e) The movement of a small boat causes the mast and device to lean over, therefore the RCS values were measured at different angles.

The table gives the RCS values obtained by the scientists.



Device	Angle X			
	0°	5°	10°	15°
A	1.4	1.6	1.7	1.8
B	4.7	2.6	2.3	1.9
C	9.3	3.3	1.9	1.1
D	4.5	4.8	5.0	4.6

6 (e) (i) Describe how the RCS values for **device A** are different to the RCS values for **device B**.

.....

.....

.....

.....

(2 marks)

6 (e) (ii) The scientists recommended that a passive radar device fitted to a small boat should have:

- the largest possible RCS value
- an RCS value consistently above 2.0

Which **one** of the devices, **A**, **B**, **C** or **D**, would you recommend that someone fits to their boat?

.....

Give a reason for your answer.

.....

.....

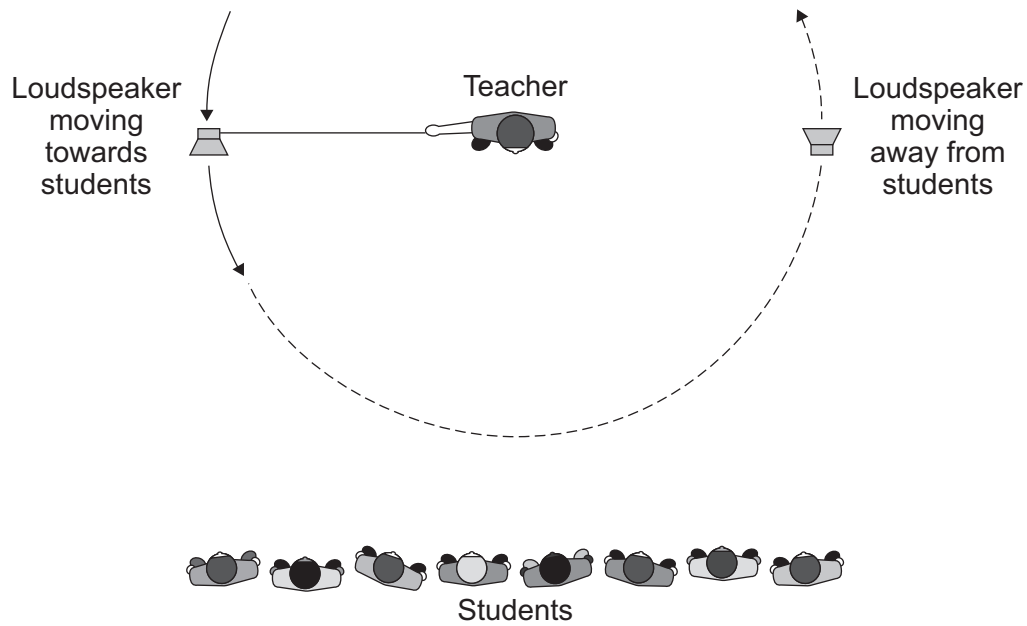
(1 mark)

10

Turn over ►



- 7 The diagram shows a teacher using a loudspeaker to demonstrate an important effect. The loudspeaker, which produces a note of constant frequency, is swung around in a circle.



- 7 (a) As the loudspeaker moves towards the students, the frequency of the note heard by the students increases.

What happens to the note heard by the students as the loudspeaker moves away from them?

.....

.....

(1 mark)



7 (b) The teacher is using the demonstration to model the red-shift in light that is observed from most distant galaxies.

7 (b) (i) Which **one** of the following statements gives the main reason why models are used in science?

Put a tick (✓) in the box next to your answer.

Models can help to explain an effect or theory.

Models can prove that a theory is correct.

Models can help to generate new ideas.

(1 mark)

7 (b) (ii) Explain how this demonstration can be used as a model for red-shift.

.....
.....
.....
.....

(2 marks)

7 (c) Red-shift provides evidence to support the theory that the Universe began from a very small initial point.

What name is given to this theory?

.....

(1 mark)

5

END OF QUESTIONS



There are no questions printed on this page

**DO NOT WRITE ON THIS PAGE
ANSWER IN THE SPACES PROVIDED**



There are no questions printed on this page

**DO NOT WRITE ON THIS PAGE
ANSWER IN THE SPACES PROVIDED**



There are no questions printed on this page

**DO NOT WRITE ON THIS PAGE
ANSWER IN THE SPACES PROVIDED**

