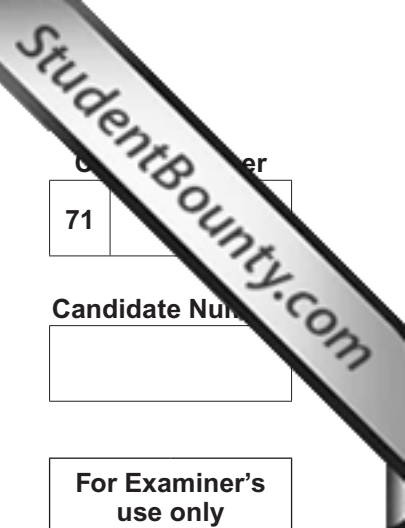




General Certificate of Secondary Education
2012

Motor Vehicle and Road User Studies
Unit 1: Motor Vehicle and Road User Theory
Foundation Tier
[GMV11]

THURSDAY 17 MAY, MORNING



Centre Number
71

Candidate Number

For Examiner's use only	
Question Number	Marks
1-6	
7-10	
11-14	
15-20	
21	
22	
23	
24	
25	
26	
27	
28	
29	
30	
31	
32	
33	
34	
35	
36	
37	
38	
39	
40	
41	
42	
43	
44	
45	
46	
47	
48	
49	

Total Marks	<input type="text"/>
--------------------	----------------------

TIME
1 hour 30 minutes.

INSTRUCTIONS TO CANDIDATES
Write your Centre Number and Candidate Number in the spaces provided at the top of this page.
Answer **all** questions.

INFORMATION FOR CANDIDATES
The total mark for this paper is 120.
Figures in brackets printed down the right-hand side of pages indicate the marks awarded to each question or part question.
Quality of written communication will be assessed in question **49**.

32 Study the photographs Fig. 32.1 and Fig. 32.2 below.



Fig. 32.1

(a) Suggest **one** reason why a wooden fence has been built along this stretch of motorway.

[1]



Fig. 32.2

(b) Suggest **one** reason why speed has been reduced on this stretch of motorway.

[1]

Examiner Only	
Marks	Remark

36 Study the road signs below.

Explain the meaning of each of the road signs Fig. 36.1 to Fig. 36.6 below.



Fig. 36.1



Fig. 36.2



Fig. 36.3



Fig. 36.4



Fig. 36.5



Fig. 36.6

© Crown copyright

Fig. 36.1 _____ [1]

Fig. 36.2 _____ [1]

Fig. 36.3 _____ [1]

Fig. 36.4 _____ [1]

Fig. 36.5 _____ [1]

Fig. 36.6 _____ [1]

37 (a) Describe **two** actions a driver can take to be a safe driver.

1. _____ [1]

2. _____ [1]

(b) Describe **two** ways in which a person can be a safe pedestrian.

1. _____ [1]

2. _____ [1]

Examiner Only	
Marks	Remark

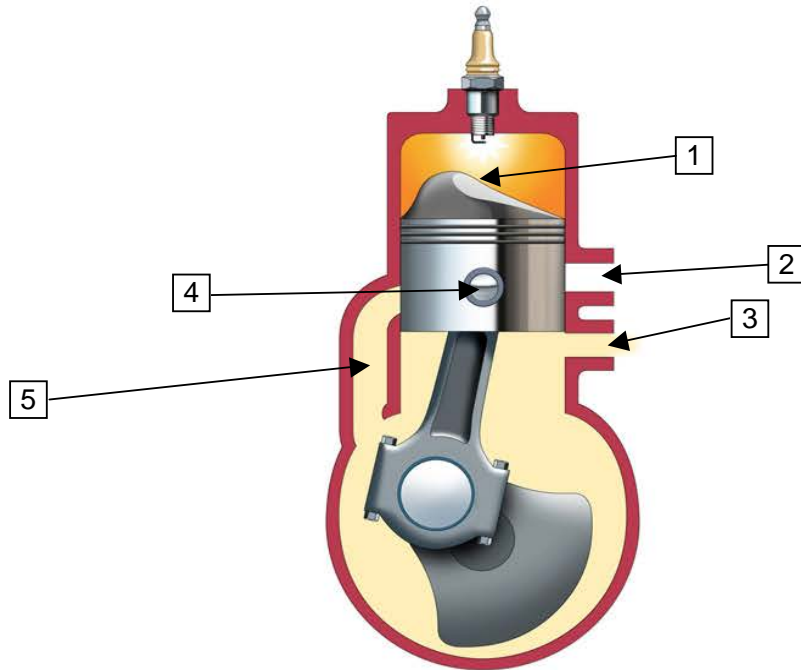


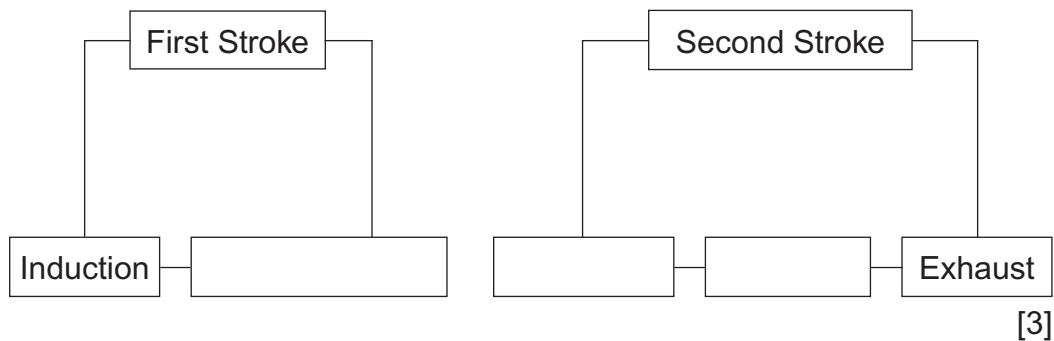
Fig. 40.1

© *Motor Vehicle and Road User Studies by Eamonn McPolin, pages 100/101, published by Colourpoint Books, 2009. ISBN 9781906578312*

(a) Name the parts marked 1 to 5 on **Fig. 40.1** above.

- 1. _____ [1]
- 2. _____ [1]
- 3. _____ [1]
- 4. _____ [1]
- 5. _____ [1]

(b) Complete the block diagram below for the two stroke cycle.



[3]

Examiner Only	
Marks	Remark

48 Describe briefly how you would drive safely through a busy city.

[6]

Examiner Only	
Marks	Remark

THIS IS THE END OF THE QUESTION PAPER

Permission to reproduce all copyright material has been applied for.
In some cases, efforts to contact copyright holders may have been unsuccessful and CCEA
will be happy to rectify any omissions of acknowledgement in future if notified.