



H

**GENERAL CERTIFICATE OF SECONDARY EDUCATION
MATHEMATICS C (GRADUATED ASSESSMENT)**
Terminal Paper (Section A) (Higher Tier)

B282A

Candidates answer on the question paper.

OCR supplied materials:
None

Other materials required:

- Geometrical instruments
- Tracing paper (optional)
- Pie chart scale (optional)

**Monday 6 June 2011
Afternoon**

Duration: 1 hour



Candidate forename		Candidate surname	
--------------------	--	-------------------	--

Centre number							Candidate number				
---------------	--	--	--	--	--	--	------------------	--	--	--	--

INSTRUCTIONS TO CANDIDATES

- Write your name, centre number and candidate number in the boxes above. Please write clearly and in capital letters.
- Use black ink. Pencil may be used for graphs and diagrams only.
- Read each question carefully. Make sure you know what you have to do before starting your answer.
- Show your working. Marks may be given for a correct method even if the answer is incorrect.
- Write your answer to each question in the space provided. Additional paper may be used if necessary but you must clearly show your candidate number, centre number and question number(s).
- Answer **all** the questions.
- Do **not** write in the bar codes.

INFORMATION FOR CANDIDATES

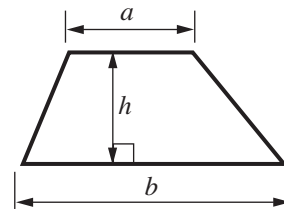
- The number of marks is given in brackets [] at the end of each question or part question.
- The total number of marks for this Section is **50**.
- This document consists of **16** pages. Any blank pages are indicated.

WARNING

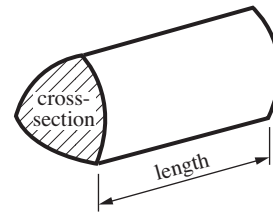
No calculator can be used for Section A of this paper

Formulae Sheet

Area of trapezium = $\frac{1}{2}(a + b)h$



Volume of prism = (area of cross-section) \times length

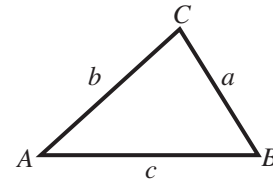


In any triangle ABC

Sine rule $\frac{a}{\sin A} = \frac{b}{\sin B} = \frac{c}{\sin C}$

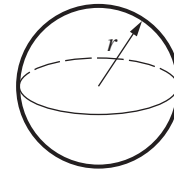
Cosine rule $a^2 = b^2 + c^2 - 2bc \cos A$

Area of triangle = $\frac{1}{2}ab \sin C$



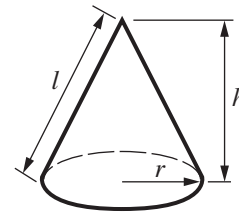
Volume of sphere = $\frac{4}{3}\pi r^3$

Surface area of sphere = $4\pi r^2$



Volume of cone = $\frac{1}{3}\pi r^2 h$

Curved surface area of cone = $\pi r l$



The Quadratic Equation

The solutions of $ax^2 + bx + c = 0$, where $a \neq 0$, are given by

$$x = \frac{-b \pm \sqrt{(b^2 - 4ac)}}{2a}$$

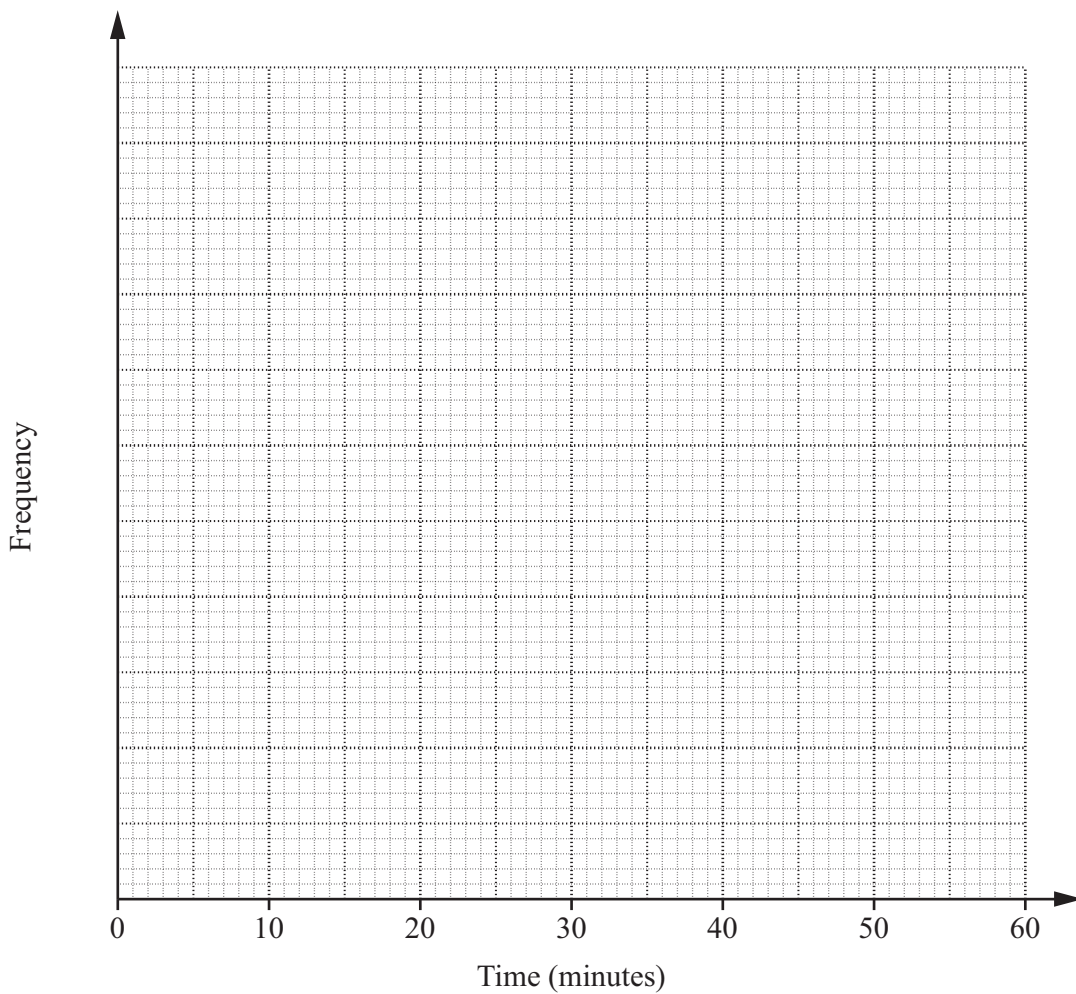
PLEASE DO NOT WRITE ON THIS PAGE

- 1 A company records the lengths of times that customers wait for telephone calls to be answered. This stem-and-leaf table gives the times, in completed minutes, for a sample of 60 calls.

Key: 3 | 1 is 31 minutes

0	0	1	1	1	2	2	3	3	4	4	6	8	9	9					
1	0	0	0	1	1	1	2	2	3	3	5	5	5	5	7	7	7	8	9
2	0	0	1	3	3	3	3	5	7	8									
3	1	1	2	2	5	5													
4	0	0	3	3	5	5	8	8	9										
5	3	7																	

- (a) Using appropriate class intervals, draw a frequency diagram to represent the distribution of these times.



[3]

- (b) What is the probability that one of these customers, chosen at random, waited more than 30 minutes?

(b) [2]

Turn over

2 Given that $240 \times 18 = 4320$, work out the following.

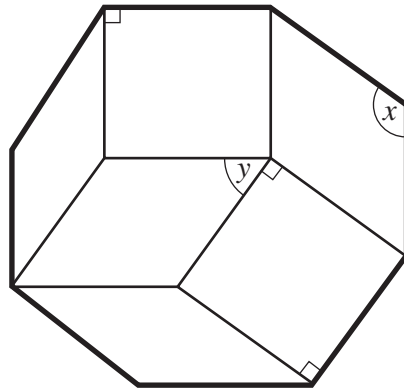
(a) 24×1.8

(a) [1]

(b) $\frac{4320}{2400}$

(b) [1]

3 A regular octagon is divided into 2 congruent squares and 4 congruent rhombuses.



Not to scale

Work out the sizes of angles x and y .

$x = \text{.....}^\circ$

$y = \text{.....}^\circ$ [4]

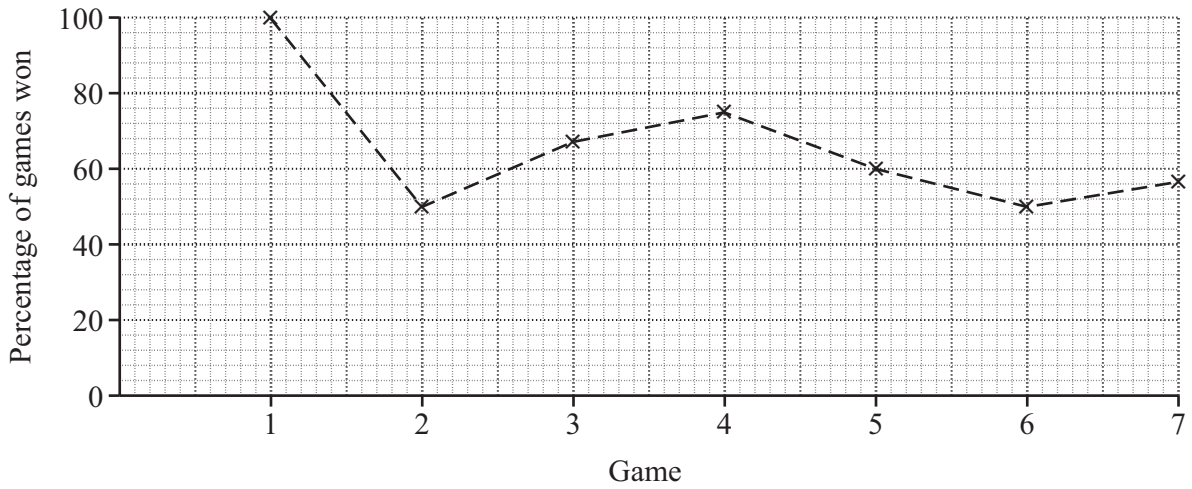
4 (a) Write 36 as a product of its prime factors.

(a) [2]

(b) Find the lowest common multiple (LCM) of 36 and 60.

(b) [2]

- 5 (a) The Hamble cricket team has either won or lost each of the first seven games of the season. This graph shows the percentage of wins after each game.



- (i) Use the graph to work out the result of each game. Record W (won) or L (lost) for each game.

Game	1	2	3	4	5	6	7
Result							

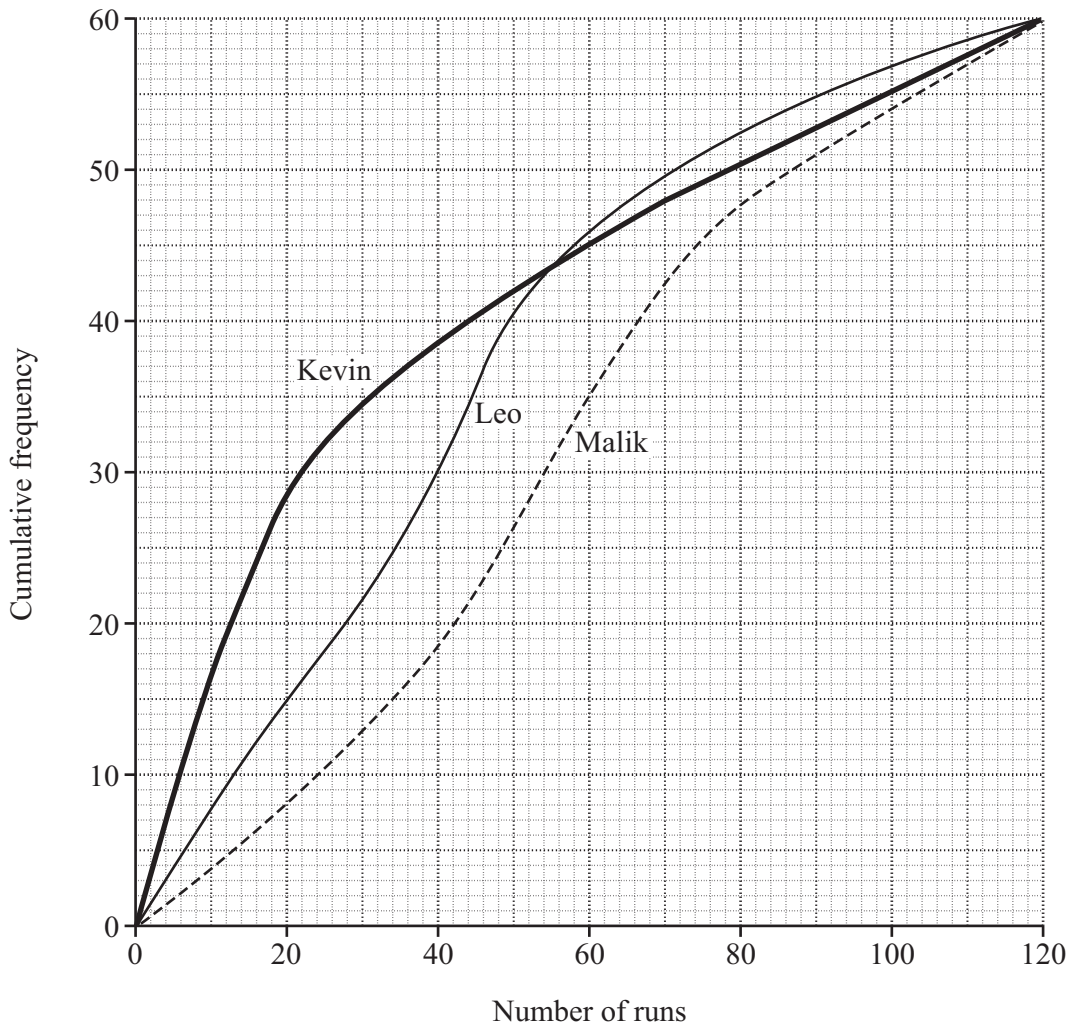
[2]

- (ii) Hamble won the eighth game.

Work out the percentage of these eight games that the team has won.

(a)(ii) % [2]

- (b) Kevin, Leo and Malik recorded the number of runs they scored in each of their last 60 games of cricket. These cumulative frequency graphs represent the distributions of runs scored by each of the three players.



- (i) Use the graph to complete this table.

	Kevin	Leo	Malik
Median number of runs	22	40	
Interquartile range (IQR) of the number of runs	51		40

[3]

- (ii) Complete these statements using the graph or the table.

Kevin scored more than 50 runs in games. [1]

The most consistent player is [1]

6 Work out.

$$4\frac{1}{3} - 1\frac{4}{5}$$

Give your answer as a mixed number.

..... [3]

7 Solve.

(a) $5x + 19 = 2(x - 4)$

(a) [3]

(b) $x^2 - 7x + 12 = 0$

(b) [3]

8 Simplify.

(a) $\frac{x^3}{x}$

(a) [1]

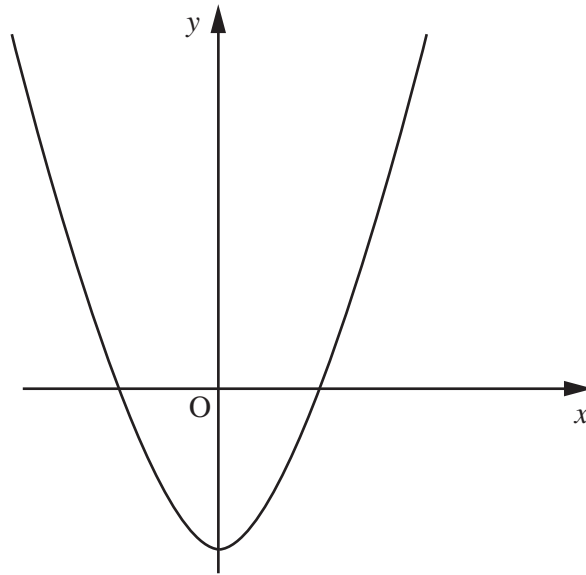
(b) $x^3 \times x^4$

(b) [1]

(c) $\frac{3x}{6x^3 + 9x}$

(c) [2]

9 This is a sketch of $y = cx^2 + d$.



- (a) The curve passes through the points $(4, 40)$ and $(-3, 19)$.
 Substituting $x = 4$ and $y = 40$ in $y = cx^2 + d$ gives this equation.

$$40 = 16c + d$$

Find another equation in c and d .

.....

[1]

- (b) Solve the simultaneous equations in part (a) to find the values of c and d .

(b) $c =$

$d =$ [2]

- 10 In a competition three boys, Giles, Harry and John, have scored equal points. Only one boy can go through to the next round.

The organiser suggests that Giles and Harry should spin a coin and then the winner should spin a coin with John. The winner of the second spin would then go through to the next round.

Work out the probability for each boy to go through to the next round.

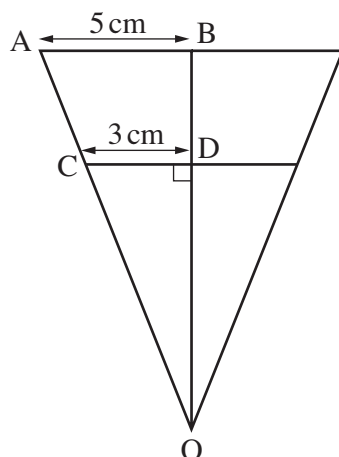
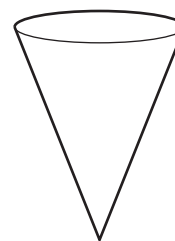
Giles

Harry

John [2]

11 This paper cup is in the shape of a cone.

The radius of the cone, AB , is 5 cm.
 The cup is held vertically, as shown, and contains 250 ml of water when full.
 The diagram shows the vertical cross-section through the centre of the cup.



Not to scale

Water is poured into the cup to a depth DO .
 $CD = 3$ cm.

(a) Explain why triangles OAB and OCD are similar.

.....

 [1]

(b) Calculate the amount of water in the partially filled cup.

(b) ml [3]

12 (a) Write $x^2 - 8x + 27$ in the form $(x - a)^2 + b$.

(a) [3]

(b) Hence write down the minimum value of $x^2 - 8x + 27$.

(b) [1]

PLEASE DO NOT WRITE ON THIS PAGE

15
BLANK PAGE

PLEASE DO NOT WRITE ON THIS PAGE

PLEASE DO NOT WRITE ON THIS PAGE



Copyright Information

OCR is committed to seeking permission to reproduce all third-party content that it uses in its assessment materials. OCR has attempted to identify and contact all copyright holders whose work is used in this paper. To avoid the issue of disclosure of answer-related information to candidates, all copyright acknowledgements are reproduced in the OCR Copyright Acknowledgements Booklet. This is produced for each series of examinations and is freely available to download from our public website (www.ocr.org.uk) after the live examination series.

If OCR has unwittingly failed to correctly acknowledge or clear any third-party content in this assessment material, OCR will be happy to correct its mistake at the earliest possible opportunity.

For queries or further information please contact the Copyright Team, First Floor, 9 Hills Road, Cambridge CB2 1GE.

OCR is part of the Cambridge Assessment Group; Cambridge Assessment is the brand name of University of Cambridge Local Examinations Syndicate (UCLES), which is itself a department of the University of Cambridge.