

Candidate Forename		Candidate Surname	
-------------------------------	--	------------------------------	--

Centre Number						Candidate Number				
--------------------------	--	--	--	--	--	-----------------------------	--	--	--	--

**OXFORD CAMBRIDGE AND RSA EXAMINATIONS
GENERAL CERTIFICATE OF SECONDARY EDUCATION**

B276B

**MATHEMATICS C
(GRADUATED ASSESSMENT)**

MODULE M6 – SECTION B

MONDAY 21 JUNE 2010: Afternoon

DURATION: 30 minutes

SUITABLE FOR VISUALLY IMPAIRED CANDIDATES

Candidates answer on the Question Paper

OCR SUPPLIED MATERIALS:

None

OTHER MATERIALS REQUIRED:

Geometrical instruments

Tracing paper (optional)

Scientific or graphical calculator

READ INSTRUCTIONS OVERLEAF

INSTRUCTIONS TO CANDIDATES

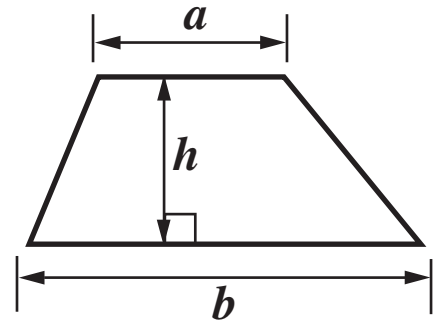
- **Write your name clearly in capital letters, your Centre Number and Candidate Number in the boxes on the first page.**
- **Use black ink. Pencil may be used for graphs and diagrams only.**
- **Read each question carefully and make sure that you know what you have to do before starting your answer.**
- **Show your working. Marks may be given for a correct method even if the answer is incorrect.**
- **Answer ALL the questions.**
- **Write your answer to each question in the space provided. Additional paper may be used if necessary but you must clearly show your Candidate Number, Centre Number and question number(s).**

INFORMATION FOR CANDIDATES

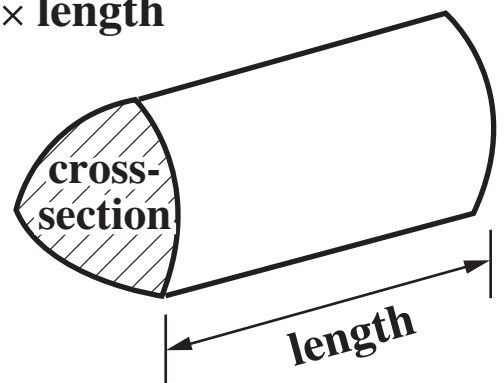
- **The number of marks is given in brackets [] at the end of each question or part question.**
- **Section B starts with question 8.**
- **You are expected to use a calculator in Section B of this paper.**
- **Use the π button on your calculator or take π to be 3.142 unless the question says otherwise.**
- **The total number of marks for this Section is 25.**

FORMULAE SHEET

$$\text{Area of trapezium} = \frac{1}{2} (a + b)h$$

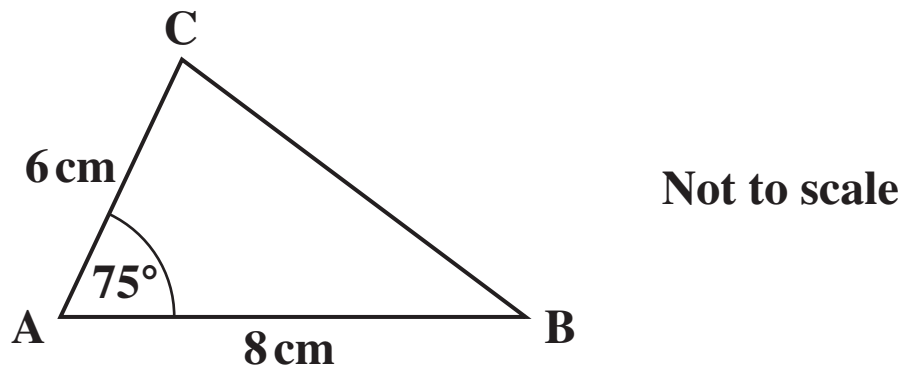


$$\text{Volume of prism} = (\text{area of cross-section}) \times \text{length}$$



BLANK PAGE

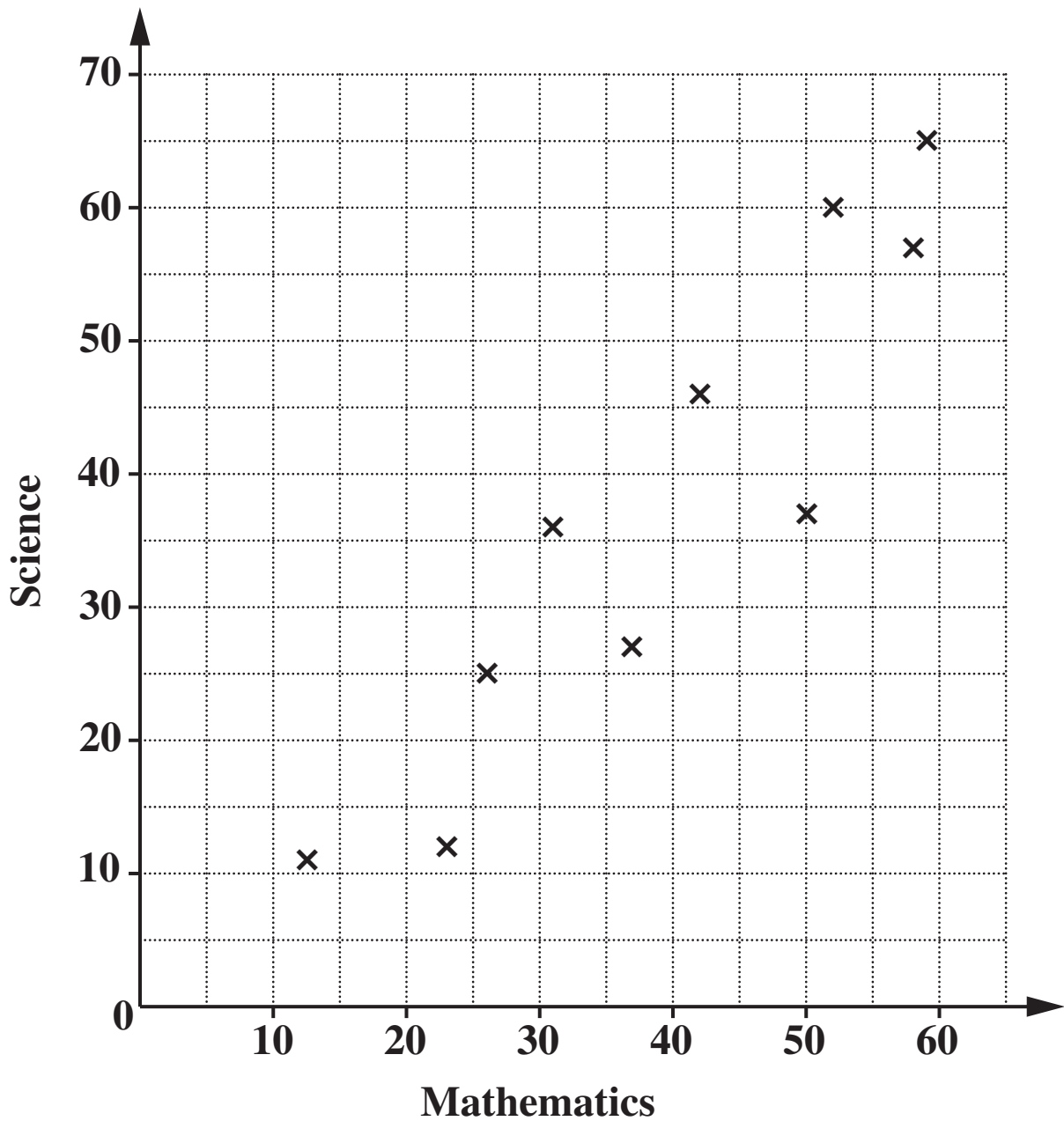
8 Here is a sketch of a triangle.



**Make an accurate full-size drawing of triangle ABC.
The side AB has been drawn for you.
[2 marks]**



- 9 The scatter diagram shows the marks in a Mathematics test and a Science test for some pupils.



- (a) Describe the relationship between the Mathematics and Science marks.
[1 mark]
-

- (b) Draw a line of best fit on the diagram.
[1 mark]

(c) Ben scored 40 in Mathematics but was absent for Science.

Use your line of best fit to estimate a Science mark for Ben.

[1 mark]

(c) _____

10 Miss Bates gives her students Smiley stickers when they complete a good piece of work.

(a) The stem and leaf diagram shows the number of stickers each of the 21 students in class 7A has received.

0	 	2	3	5	7	7	
1	 	0	4	6	6	6	7 8
2	 	1	6	7	9		
3	 	1	5	8			
4	 	1	5				

Key : 2 | 7 represents 27 stickers

(i) Find the median.
[1 mark]

(a)(i) _____

(ii) Find the range.
[1 mark]

(ii) _____

(b) Here are the mean and range of the number of stickers for two other classes.

	Mean	Range
7B	29.5	25
7C	26	31

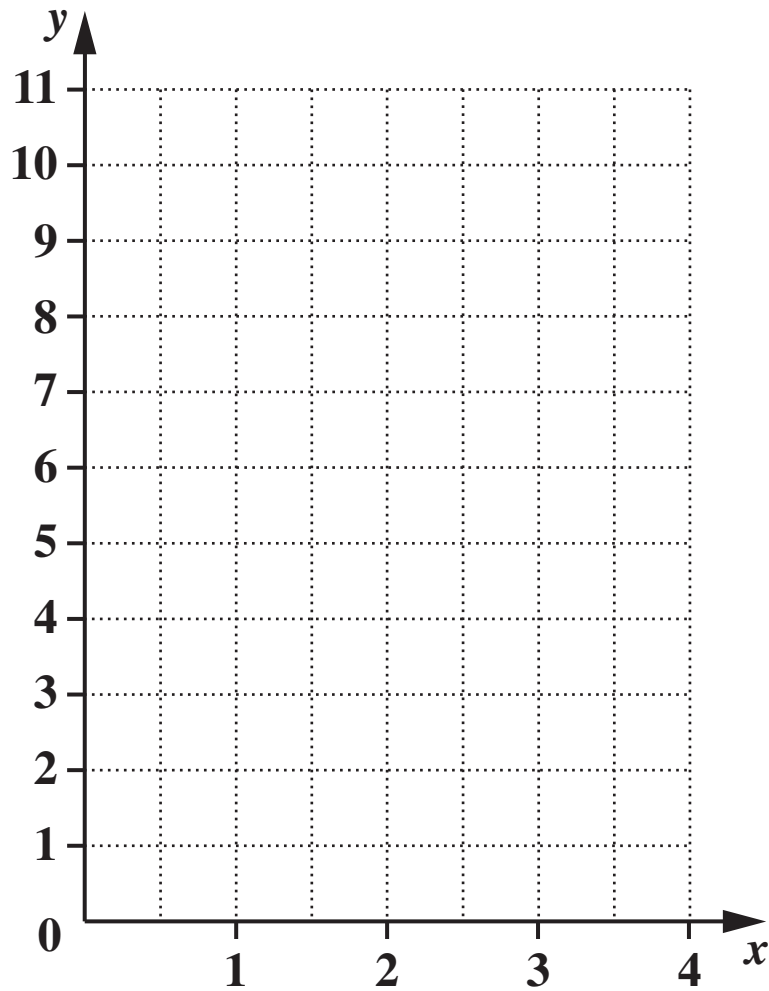
Which class, 7B or 7C, had more stickers per student?

Give a reason for your answer.

[1 mark]

Class _____ because _____

- 11 (a) Draw the graph of $y = 2x + 2$ on the grid below.
[3 marks]



- (b) Use your graph to find the value of x when $y = 5$.
[1 mark]

(b) _____

12 (a) Calculate.

$$\frac{6 \cdot 3^2}{15 \cdot 8 + 9 \cdot 7}$$

**Write your answer correct to 2 decimal places.
[2 marks]**

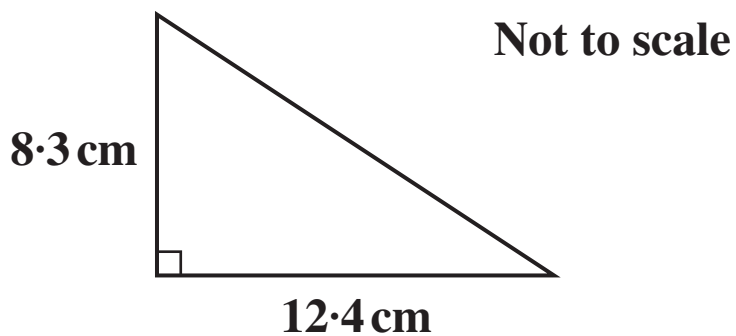
(a) _____

(b) A calculator shows an answer of 5.4 hours.

**Write this answer in hours and minutes.
[1 mark]**

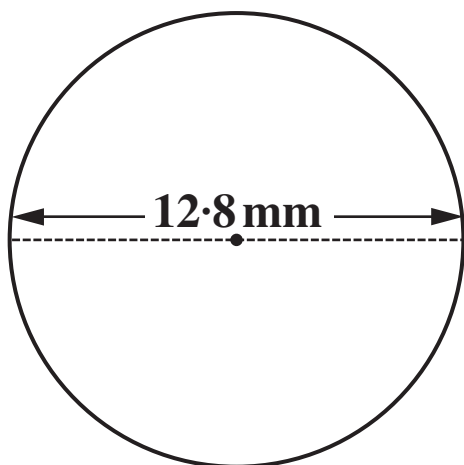
(b) _____ hours _____ minutes

- 13 (a) Calculate the area of this right-angled triangle.
Give the units of your answer.
[3 marks]**



(a) _____

- (b) Calculate the circumference of this circle.
[2 marks]**



(b) _____ **mm**

14 (a) Multiply out.
[1 mark]

$$4(x + 2)$$

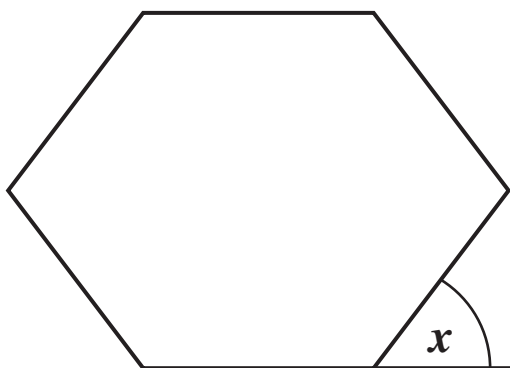
(a) _____

(b) Factorise.
[1 mark]

$$6x + 15$$

(b) _____

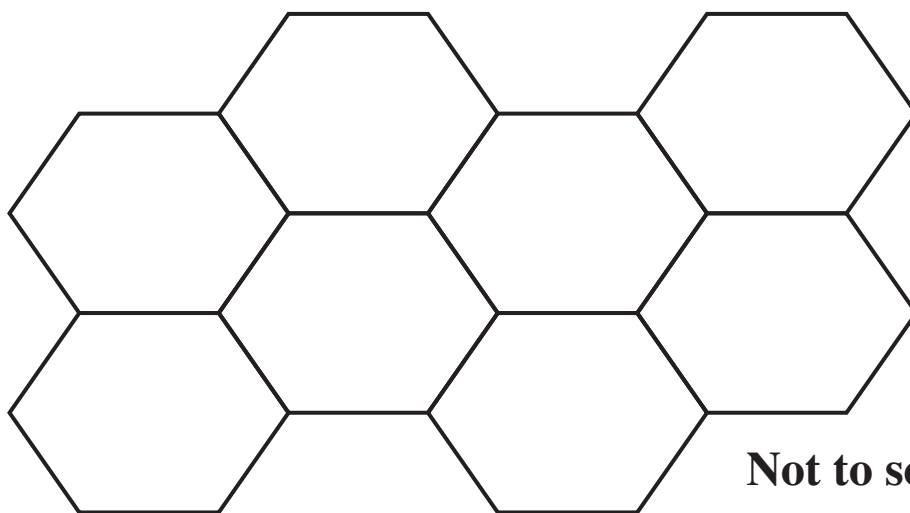
- 15 (a) This is a sketch of a regular hexagon.
Calculate the exterior angle x .
[2 marks]**



Not to scale

(a) _____ °

- (b) This sketch shows a tessellation of regular hexagons.**



Not to scale

**Explain why regular hexagons tessellate.
[1 mark]**

BLANK PAGE



Copyright Information

OCR is committed to seeking permission to reproduce all third-party content that it uses in its assessment materials. OCR has attempted to identify and contact all copyright holders whose work is used in this paper. To avoid the issue of disclosure of answer-related information to candidates, all copyright acknowledgements are reproduced in the OCR Copyright Acknowledgements Booklet. This is produced for each series of examinations, is given to all schools that receive assessment material and is freely available to download from our public website (www.ocr.org.uk) after the live examination series.

If OCR has unwittingly failed to correctly acknowledge or clear any third-party content in this assessment material, OCR will be happy to correct its mistake at the earliest possible opportunity.

For queries or further information please contact the Copyright Team, First Floor, 9 Hills Road, Cambridge CB2 1GE.

OCR is part of the Cambridge Assessment Group; Cambridge Assessment is the brand name of University of Cambridge Local Examinations Syndicate (UCLES), which is itself a department of the University of Cambridge.