

GENERAL CERTIFICATE OF SECONDARY EDUCATION
MATHEMATICS C (GRADUATED ASSESSMENT)
MODULE M6 – SECTION B

B276B

Candidates answer on the Question Paper

OCR Supplied Materials:
None

- Other Materials Required:**
- Geometrical instruments
 - Tracing paper (optional)
 - Scientific or graphical calculator

Thursday 21 January 2010
Afternoon

Duration: 30 minutes



Candidate Forename		Candidate Surname	
--------------------	--	-------------------	--

Centre Number						Candidate Number				
---------------	--	--	--	--	--	------------------	--	--	--	--

INSTRUCTIONS TO CANDIDATES

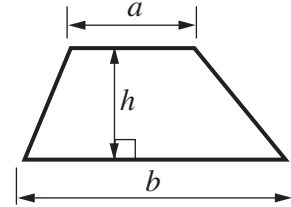
- Write your name clearly in capital letters, your Centre Number and Candidate Number in the boxes above.
- Use black ink. Pencil may be used for graphs and diagrams only.
- Read each question carefully and make sure that you know what you have to do before starting your answer.
- Show your working. Marks may be given for a correct method even if the answer is incorrect.
- Answer **all** the questions.
- Do **not** write in the bar codes.
- Write your answer to each question in the space provided, however additional paper may be used if necessary.

INFORMATION FOR CANDIDATES

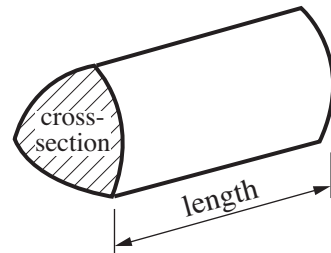
- The number of marks is given in brackets [] at the end of each question or part question.
- Section B starts with question 6.
- You are expected to use a calculator in Section B of this paper.
- Use the π button on your calculator or take π to be 3.142 unless the question says otherwise.
- The total number of marks for this Section is **25**.
- This document consists of **8** pages. Any blank pages are indicated.

Formulae Sheet

$$\text{Area of trapezium} = \frac{1}{2} (a + b)h$$



$$\text{Volume of prism} = (\text{area of cross-section}) \times \text{length}$$



PLEASE DO NOT WRITE ON THIS PAGE

- 6 Calculate $\sqrt{19.53}$.
Round your answer correct to 2 decimal places.

.....[2]

- 7 Find the value of $4x^2$ when

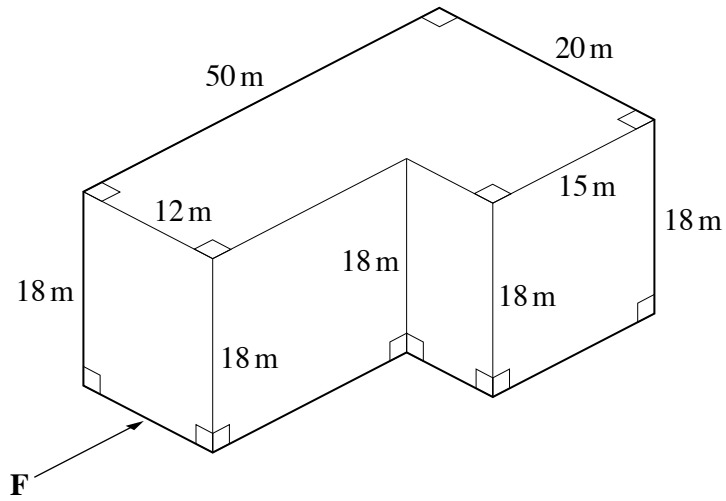
(a) $x = 2.5$,

(a).....[1]


(b) $x = -5$.

(b)[1]

8 This is a sketch of a warehouse with a flat roof.



- (a) Draw the elevation of the warehouse, viewed in the direction of arrow **F**.
Use a scale of 1 cm to 4 m.



[2]

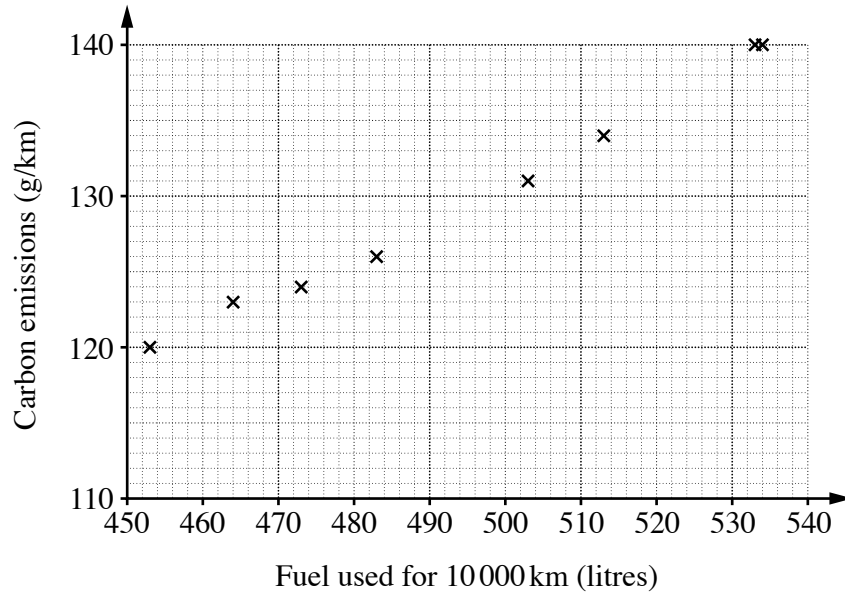
- (b) Calculate the area of the roof.

(b)m² [3]

9 This scatter diagram represents data about fuel for cars.

For various models of cars from one manufacturer, it shows

- how many litres of fuel are used to travel 10 000 km
- the carbon emissions, in grams per km.



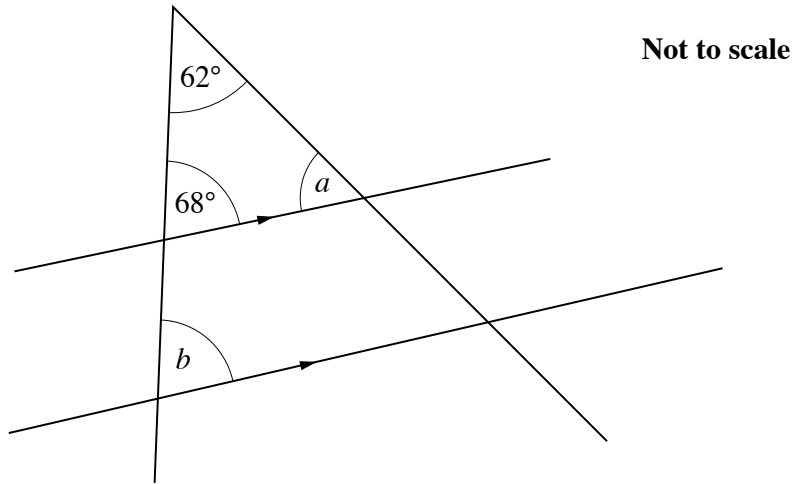
(a) Draw a line of best fit on the diagram. [1]

(b) Another car has carbon emissions of 136 g/km.

Use your line of best fit to estimate the number of litres of fuel used to travel 10 000 kilometres.

(b) [1]

10



Find the sizes of angles a and b .
Give a reason for each answer.

$a = \dots\dots\dots^\circ$ because $\dots\dots\dots$
 $\dots\dots\dots$ [2]

$b = \dots\dots\dots^\circ$ because $\dots\dots\dots$
 $\dots\dots\dots$ [2]

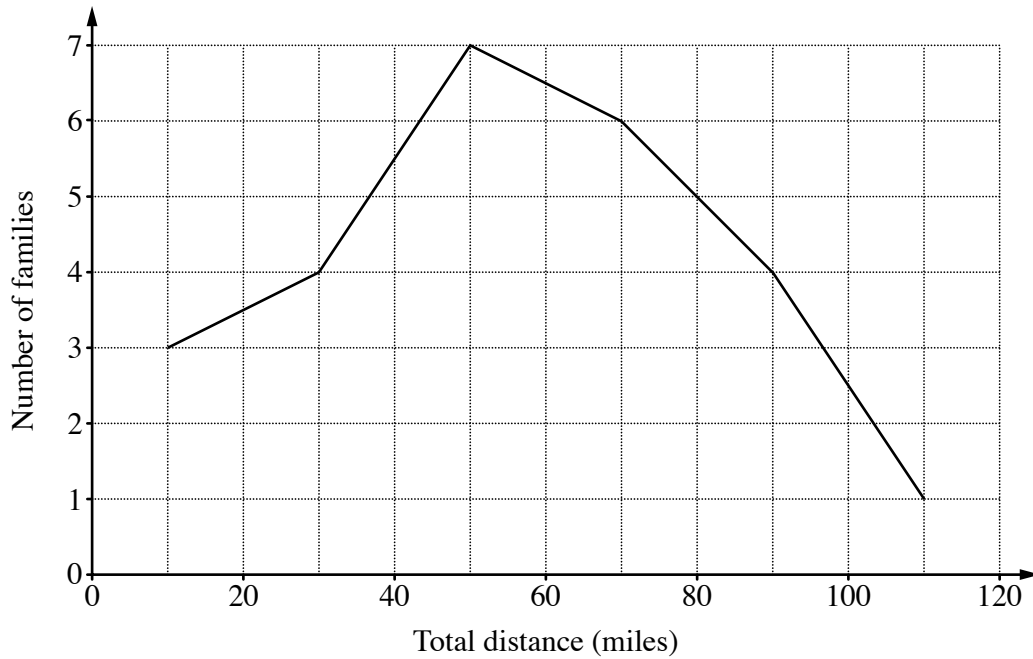
11 (a) This table shows the number of bicycles owned by the 30 families living in Orchard Road.

Number of bicycles	Number of families
0	5
1	4
2	6
3	7
4	5
5	2
6	1

Calculate the mean number of bicycles owned by these 30 families.

(a)..... [3]

- (b) This frequency polygon summarises the total distance cycled last week by each of the 25 families who own bicycles.
The distances have been grouped into classes of equal width.



- (i) How many of these families cycled a total distance in the range 0 to 20 miles?

(b)(i)..... [1]

- (ii) What is the modal class of these distances?

(ii)..... to miles [1]

- (iii) What does the graph show about the total distance cycled last week by the family that cycled furthest?

.....
 [1]

TURN OVER FOR QUESTION 12

12 (a) The computer on Jane’s bicycle showed that on one ride she had travelled for 45.35 minutes.

How many seconds are there in 0.35 minutes?

(a)..... [1]

(b) Jane’s bicycle wheels have diameter 65 cm.

How far does she travel on her bicycle when the wheels turn 60 times?
Give your answer in metres.

(b)m [3]



Copyright Information

OCR is committed to seeking permission to reproduce all third-party content that it uses in its assessment materials. OCR has attempted to identify and contact all copyright holders whose work is used in this paper. To avoid the issue of disclosure of answer-related information to candidates, all copyright acknowledgements are reproduced in the OCR Copyright Acknowledgements Booklet. This is produced for each series of examinations, is given to all schools that receive assessment material and is freely available to download from our public website (www.ocr.org.uk) after the live examination series.

If OCR has unwittingly failed to correctly acknowledge or clear any third-party content in this assessment material, OCR will be happy to correct its mistake at the earliest possible opportunity.

For queries or further information please contact the Copyright Team, First Floor, 9 Hills Road, Cambridge CB2 1GE.

OCR is part of the Cambridge Assessment Group; Cambridge Assessment is the brand name of University of Cambridge Local Examinations Syndicate (UCLES), which is itself a department of the University of Cambridge.