



**F**

**GENERAL CERTIFICATE OF SECONDARY EDUCATION  
MATHEMATICS B (MEI)**

**B292A**

Paper 2 Section A (Foundation Tier)

Candidates answer on the question paper.

**OCR supplied materials:**  
None

**Other materials required:**

- Geometrical instruments
- Tracing paper (optional)

**Friday 14 January 2011  
Morning**

**Duration: 1 hour**



Candidate forename		Candidate surname	
--------------------	--	-------------------	--

Centre number						Candidate number				
---------------	--	--	--	--	--	------------------	--	--	--	--

**INSTRUCTIONS TO CANDIDATES**

- Write your name, centre number and candidate number in the boxes above. Please write clearly and in capital letters.
- Use black ink. Pencil may be used for graphs and diagrams only.
- Read each question carefully. Make sure you know what you have to do before starting your answer.
- Show your working. Marks may be given for a correct method even if the answer is incorrect.
- Write your answer to each question in the space provided. Additional paper may be used if necessary but you must clearly show your candidate number, centre number and question number(s).
- Answer **all** the questions.
- Do **not** write in the bar codes.

**INFORMATION FOR CANDIDATES**

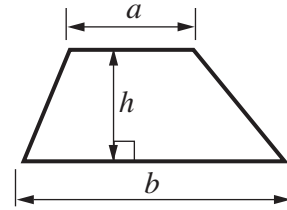
- The number of marks is given in brackets [ ] at the end of each question or part question.
- The total number of marks for this Section is **50**.
- This document consists of **12** pages. Any blank pages are indicated.

**WARNING**

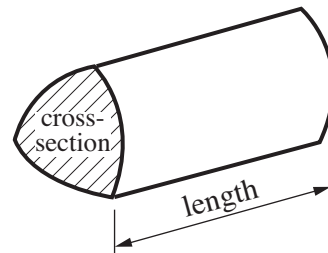
No calculator can be used for Section A of this paper

## Formulae Sheet: Foundation Tier

**Area of trapezium** =  $\frac{1}{2}(a + b)h$

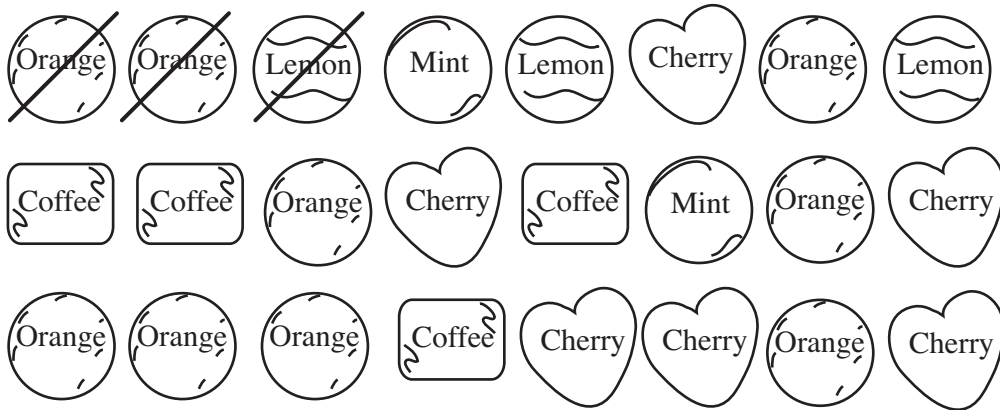


**Volume of prism** = (area of cross-section)  $\times$  length



**PLEASE DO NOT WRITE ON THIS PAGE**

1 Rhona has some soft-centred chocolates.



(a) Complete the table.  
The first three chocolates have been tallied already.

Flavour of centre	Tally	Frequency
Orange		
Lemon	I	
Mint		
Cherry		
Coffee		

[2]

(b) On the diagram below, draw a pictogram that represents these data.

Key: = 2 Chocolates

Orange	
Lemon	
Mint	
Cherry	
Coffee	


[3]

(c) Rhona chooses one of these chocolates at random.

What is the probability that it has a lemon centre?


(c) ..... [2]

- 2 (a) By drawing one line, divide this shape into two trapeziums.



[1]

- (b) By drawing one line, divide this shape into two quadrilaterals that are **not** trapeziums.



[1]

- (c) By drawing **two** lines, divide this shape into one rectangle and two triangles.



[1]

- (d) By drawing **two** lines, divide this shape into one kite and two triangles.



[1]

3 (a)

25%	34%	12%	50%	75%	20%
-----	-----	-----	-----	-----	-----

Select a percentage from the list that is equivalent to

(i)  $\frac{1}{2}$ ,

(a)(i) .....% [1]

(ii)  $\frac{3}{4}$ .

(ii) .....% [1]

(b) Work these out.

(i)  $\frac{3}{7} + \frac{2}{7}$

(b)(i) ..... [1]

(ii)  $\frac{5}{8} - \frac{3}{8}$

Give your answer in its simplest form.

(ii) ..... [2]

- 4 Bob, Liz, Cora and Hamid each run a raffle.  
They each have a book of red raffle tickets and a book of blue raffle tickets.  
All the books have the same number of tickets.

- Bob sells all his red tickets and all his blue tickets.
- Liz sells all her red tickets, but only a few of her blue tickets.
- Cora sells none of her red tickets, but all of her blue tickets.
- Hamid sells some of his red tickets, but none of his blue tickets.

Select the person in whose raffle it is

- (a) an evens chance that a red ticket wins,

(a) ..... [1]

- (b) impossible that a red ticket wins,

(b) ..... [1]

- (c) likely that a red ticket wins.

(c) ..... [1]

- 5 (a) Work these out.

(i)  $40 - 10 \times 2$

(a)(i) ..... [1]

(ii)  $3 \times 10^2$

(ii) ..... [1]

(iii)  $\frac{2(3 + 9)}{4 \times 3}$

(iii) ..... [2]

(iv)  $2^3 \times 3^2$

(iv) ..... [2]

(b) Anil does this calculation on his calculator.


$$\frac{0.432 \times 689.86}{28.4}$$

He writes down the numbers shown on his calculator display as 10 493 645, but forgets to put in the decimal point.

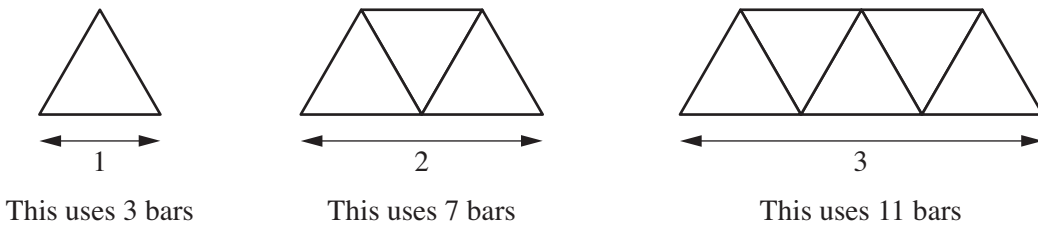
Use estimation to decide where the decimal point should go.  
You must show your working.

(b) ..... [3]

6



The sides of some bridges are built using identical bars joined to form triangles. The diagrams below show the designs for the sides of bridges which are one, two and three bars long.



(a) Draw the diagram for the side of a bridge which is 4 bars long. [1]

(b) How many bars are used for the side of a bridge which is 4 bars long?

(b) ..... [1]

(c) Complete the following table.

Number of bars long ( $L$ )	1	2	3	4	5
Number of bars used	3	7	11		

[1]

(d) Describe the pattern in the table for the number of bars used.

..... [1]



(e) Write down an expression for the number of bars used when the bridge is  $L$  bars long.

(e) ..... [2]

- 7 At Barney's Diner a three-course meal costs £2 more than a two-course meal.  
A group of 8 people go to the Diner.  
Three of them have two-course meals and the rest have three-course meals.

The total cost is £126.

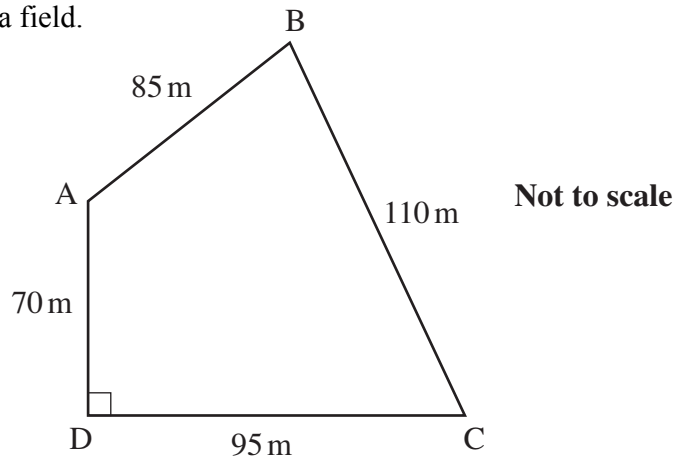
Let  $\pounds x$  be the cost of a two-course meal.

Write down an equation in  $x$  and solve it to find the cost of a two-course meal.

£ ..... [5]

**8 In this question leave in all the construction arcs you use.**

The diagram shows the sketch of a field.



- (a) Make an accurate scale drawing of the field.  
Use a scale of 1 cm to represent 10 m.  
The line DC has been drawn for you.

D ————— C

[3]

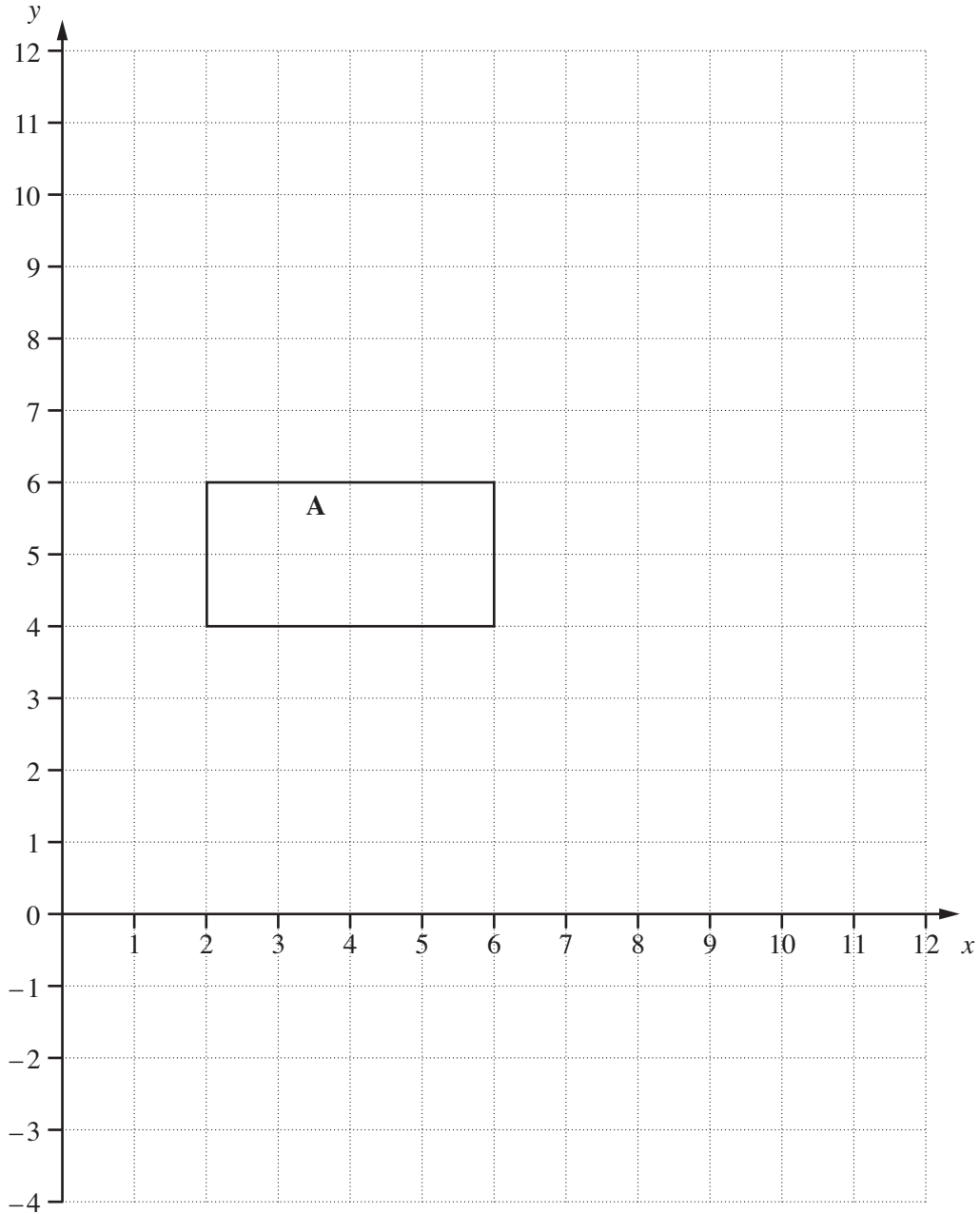
- (b) A mobile phone mast is to be erected in the field.  
The mast must be
- the same distance from B as it is from D
  - at least 65 m from A.

On your drawing, use ruler and compasses only to construct all the possible positions for the mast.

Show your answer clearly.

[4]

9



- (a) Enlarge rectangle A by scale factor  $\frac{1}{2}$  with centre (0, 0). [2]
- (b) Translate rectangle A by the vector  $\begin{pmatrix} 2 \\ -7 \end{pmatrix}$ . [2]

**PLEASE DO NOT WRITE ON THIS PAGE**



**Copyright Information**

OCR is committed to seeking permission to reproduce all third-party content that it uses in its assessment materials. OCR has attempted to identify and contact all copyright holders whose work is used in this paper. To avoid the issue of disclosure of answer-related information to candidates, all copyright acknowledgements are reproduced in the OCR Copyright Acknowledgements Booklet. This is produced for each series of examinations and is freely available to download from our public website ([www.ocr.org.uk](http://www.ocr.org.uk)) after the live examination series.

If OCR has unwittingly failed to correctly acknowledge or clear any third-party content in this assessment material, OCR will be happy to correct its mistake at the earliest possible opportunity.

For queries or further information please contact the Copyright Team, First Floor, 9 Hills Road, Cambridge CB2 1GE.

OCR is part of the Cambridge Assessment Group; Cambridge Assessment is the brand name of University of Cambridge Local Examinations Syndicate (UCLES), which is itself a department of the University of Cambridge.