

| | | | | | | | | | | | | |
|---------------|--|--|--|--|--|-----------------|--|--|---|--|-----------|------------|
| Centre No. | | | | | | Paper Reference | | | | | Surname | Initial(s) |
| Candidate No. | | | | | | | | | / | | Signature | |

Paper Reference(s)

Examiner's use only

| | | |
|--|--|--|
| | | |
|--|--|--|

Team Leader's use only

| | | |
|--|--|--|
| | | |
|--|--|--|

Edexcel GCSE
Mathematics
 Paper 3 (Non-Calculator)
Higher Tier
 Specimen paper
 Time: 1 hour and 45 minutes



Materials required for examination

Ruler graduated in centimetres and millimetres, protractor, compasses, pen, HB pencil, eraser.
 Tracing paper may be used.

Items included with question papers

Nil

Instructions to Candidates

In the boxes above, write your centre number, candidate number, your surname, initials and signature. Check that you have the correct question paper. Answer ALL the questions. Write your answers in the spaces provided in this question paper. If you need more space to complete your answer to any question, use additional answer sheets. **You must NOT write on the formulae page. Anything you write on the formulae page will gain NO credit.**

Information for Candidates

The marks for individual questions and the parts of questions are shown in round brackets: e.g. (2). There are 23 questions in this paper. The total mark for this paper is 100. There are 20 pages in this question paper. Any blank pages are indicated. **Calculators must not be used.**

Advice to Candidates

Show all stages in any calculations. Work steadily through the paper. Do not spend too long on one question. If you cannot answer a question, leave it and attempt the next one. Return at the end to those you have left out.

This publication may be reproduced only in accordance with Edexcel Limited copyright policy.
 ©2007 Edexcel Limited.

Printer's Log. No.
N29381A
 W850/XXXX/57570 2/2/3/3/



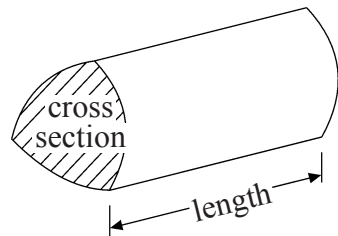
Turn over
edexcel
 advancing learning, changing lives

GCSE Mathematics

Formulae: Higher Tier

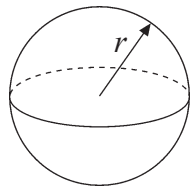
**You must not write on this formulae page.
Anything you write on this formulae page will gain NO credit.**

Volume of a prism = area of cross section \times length



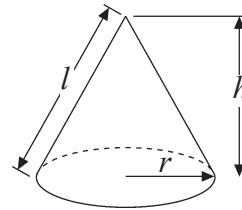
Volume of sphere = $\frac{4}{3} \pi r^3$

Surface area of sphere = $4\pi r^2$

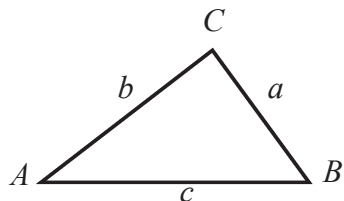


Volume of cone = $\frac{1}{3} \pi r^2 h$

Curved surface area of cone = $\pi r l$



In any triangle ABC



The Quadratic Equation

The solutions of $ax^2 + bx + c = 0$
where $a \neq 0$, are given by

$$x = \frac{-b \pm \sqrt{(b^2 - 4ac)}}{2a}$$

Sine Rule $\frac{a}{\sin A} = \frac{b}{\sin B} = \frac{c}{\sin C}$

Cosine Rule $a^2 = b^2 + c^2 - 2bc \cos A$

Area of triangle = $\frac{1}{2} ab \sin C$

Leave blank

Answer ALL TWENTY THREE questions.

Write your answers in the spaces provided.

You must write down all stages in your working.

You must NOT use a calculator.

1. The diagram shows the plan of a floor.
There is a carpet in the middle of the floor.

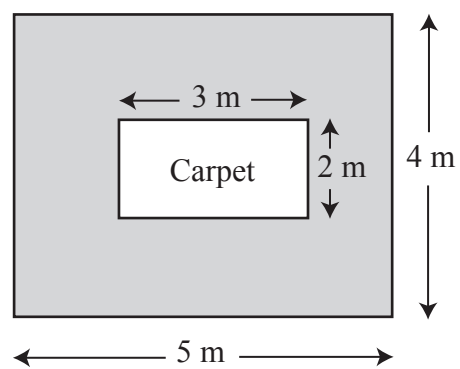


Diagram NOT accurately drawn

Work out the shaded area.

..... m²

(Total 3 marks)

Q1

2. (a) Work out the value of $3a + ac$ when $a = 4$ and $c = -5$

.....
(2)

- (b) Work out the value of $3p^2 - 5$ when $p = 2$

.....
(3)
(Total 5 marks)

Q2

Leave
blank

3. The cost of a calculator is £6.79

(a) Work out the cost of 28 of these calculators.

£
(3)

A college wants to buy 570 calculators.
They are sold in boxes of 50

(b) Work out the number of boxes the college should buy.

.....
(2)

The college decides to increase its order of calculators by 10%.

(c) Increase 570 by 10%.

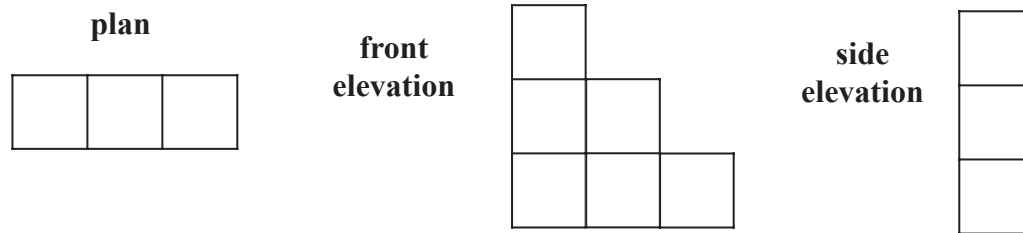
.....
(3)

(Total 8 marks)

Q3

Leave blank

4. Here are the plan, front elevation and side elevation of a 3-D shape.



(a) In the space below, draw a sketch of the 3-D shape.

(2)

Here is a sketch of a different 3-D shape.
The shape is a cylinder with a cone on top.

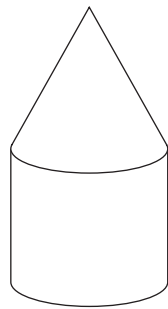


Diagram **NOT** accurately drawn

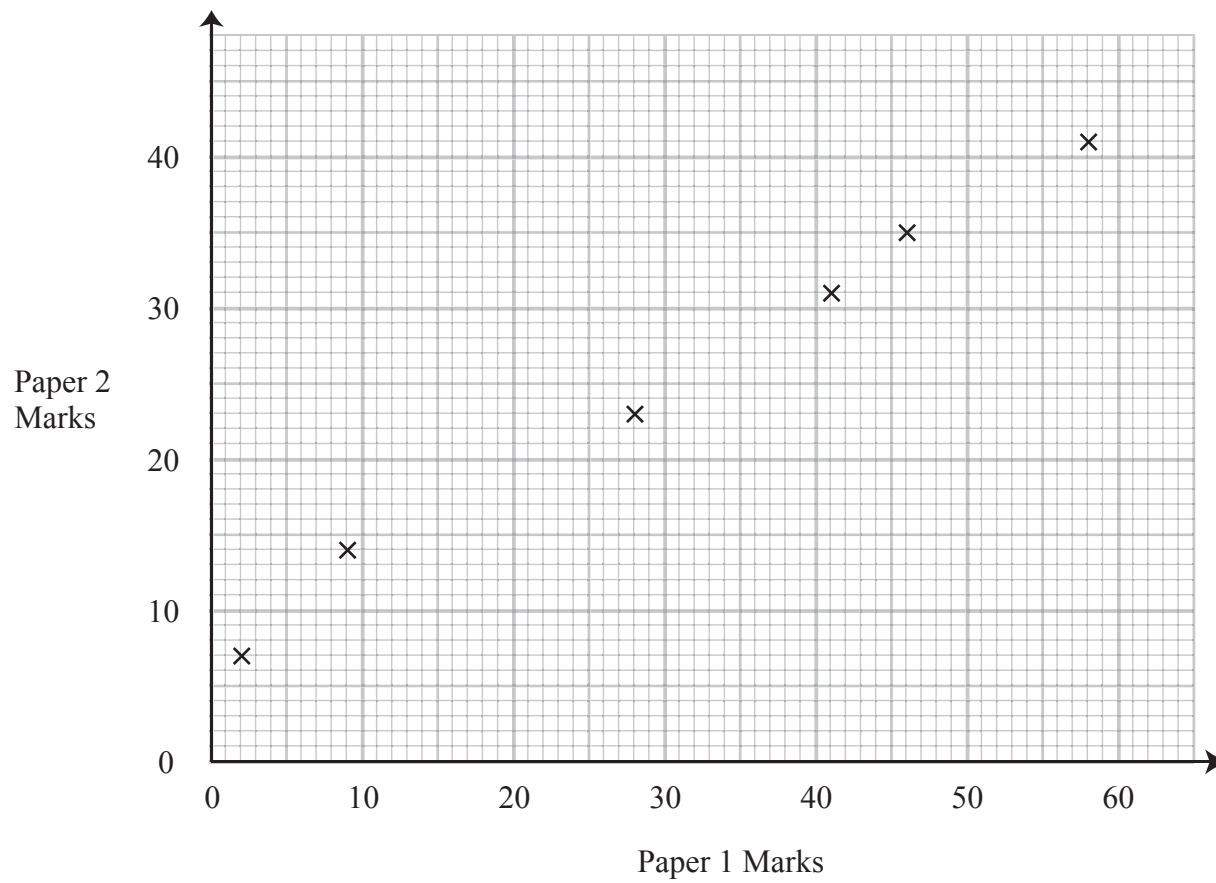
(b) Sketch the front elevation of this 3-D shape.

(2)
(Total 4 marks)

Q4

Leave blank

5. The scatter graph shows some information about the marks of six students. For each student, it shows the mark on Paper 1 and the mark on Paper 2.



The table shows the marks on Paper 1 and Paper 2 for two more students, A and B.

| | Student A | Student B |
|--------------|-----------|-----------|
| Paper 1 mark | 20 | 50 |
| Paper 2 mark | 20 | 35 |

- (a) On the scatter graph, plot the information from the table. (1)

- (b) Describe the **correlation** between the marks on Paper 1 and the marks on Paper 2.

.....
(1)

| | |
|---|--|
| <p>Another student has a mark of 30 on Paper 2.</p> <p>(c) Estimate the mark on Paper 1 for this student.</p> <p style="text-align: right;">..... (2) (Total 4 marks)</p> | <p>Leave blank</p> <p>Q5</p> <input type="text"/> |
| <p>6. This rule can be used to work out the cost, in pounds, of buying time on a satellite link.</p> <div style="border: 1px solid black; padding: 10px; margin: 10px auto; width: fit-content;"> <p>Add 3 to the number of hours of time bought.</p> <p>Multiply your answer by 1000</p> </div> <p>The cost of buying n hours of satellite time is C pounds.</p> <p>Write down a formula for C in terms of n.</p> <p style="text-align: right;">..... (Total 3 marks)</p> | <p>Q6</p> <input type="text"/> |
| | |

Leave
blank

7. (a) Expand $p(p^2 - 3p)$

.....
(2)

(b) Factorise $y^2 + 5y$

.....
(2)

(c) Factorise completely $2x^2 + 6xy$

.....
(2)

(d) Solve $x^2 - 2x - 15 = 0$

.....
(2)

(Total 8 marks)

Q7

8. Tony wants to collect information about the amount of homework the students in his class get.

Design a suitable question he could use.

You should include response boxes.

Q8

(Total 2 marks)

Leave
blank

9.

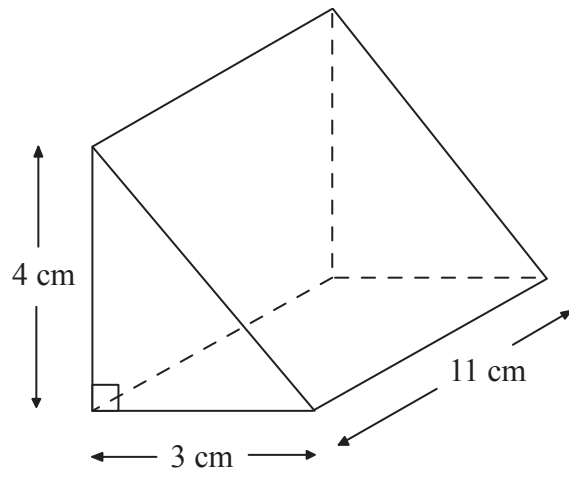


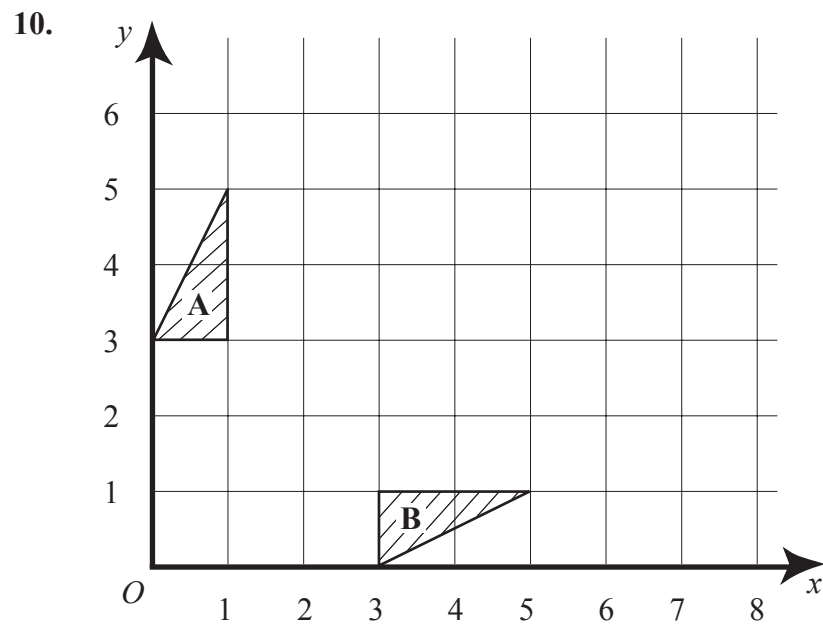
Diagram **NOT**
accurately drawn

Work out the volume of the triangular prism.
Give the units with your answer.

.....
(Total 4 marks)

Q9

Leave blank



Triangle **A** and triangle **B** have been drawn on the grid.

- (a) Reflect triangle **B** in the line $y = 2$
Label this image **C**.

(2)

- (b) Describe fully the single transformation which will map triangle **B** onto triangle **A**.

.....

(2)

(Total 4 marks)

Q10

11. (a) Solve $9 - 2x = 3(x + 2)$

$x = \dots\dots\dots$

(3)

- (b) $-3 \leq y < 2$

y is an integer.

Write down all the possible values of y .

.....

(2)

(Total 5 marks)

Q11

Leave
blank

12. (a) Work out the value of $1\frac{2}{5} + 2\frac{3}{7}$

Give your answer as a fraction in its simplest form.

.....
(3)

(b) Work out the value of $\frac{2}{5} \times \frac{3}{7}$

Give your answer as a fraction in its simplest form.

.....
(2)

(Total 5 marks)

Q12

Leave blank

13.

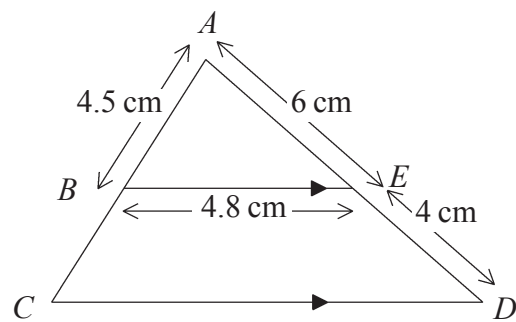


Diagram **NOT** accurately drawn

BE is parallel to CD .
 $AE = 6$ cm, $ED = 4$ cm, $AB = 4.5$ cm, $BE = 4.8$ cm.

Calculate the length of CD .

.....cm

Q13

(Total 2 marks)

14. The table shows some expressions.
 a , b , c and d represent lengths.
 π and 3 are numbers which have no dimensions.

| | | | | | | |
|--------|-----------------------|----------|-----------|--------------|--------------|-------------|
| $3a^2$ | $\frac{\pi ab^3}{3d}$ | πbc | $ac + bd$ | $\pi(a + b)$ | $3(c + d)^3$ | $3\pi bc^2$ |
| | | | | | | |

Tick (✓) the boxes underneath the **three** expressions which could represent areas.

Q14

(Total 3 marks)

Leave blank

15. A spinner has coloured sections.
The sections are different sizes.
When the spinner is spun, the pointer lands on a colour.

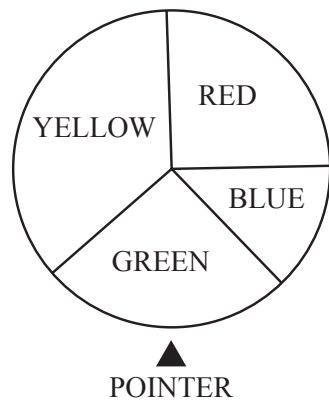


Diagram **NOT** accurately drawn

The table shows the probability for the pointer landing on yellow and blue.
The probability of the pointer landing on red is equal to the probability of the pointer landing on green.

| Number | RED | YELLOW | BLUE | GREEN |
|-------------|-----|--------|------|-------|
| Probability | x | 0.35 | 0.15 | x |

Sarah is going to spin the wheel 400 times.

Work out an estimate for the number of times it will land on GREEN.

.....
(Total 4 marks)

Q15

16.

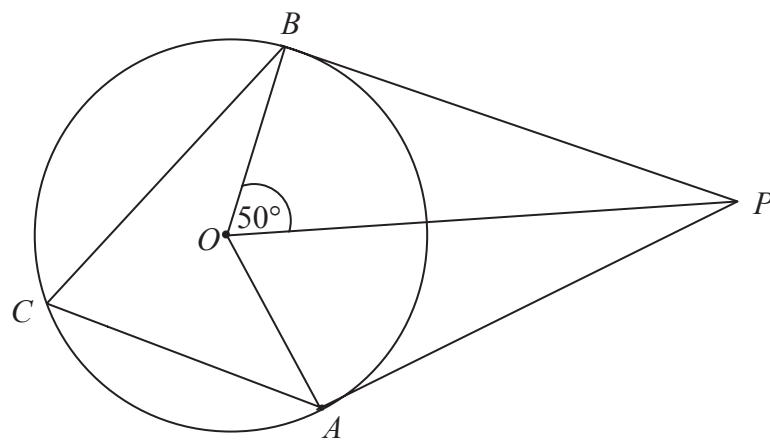


Diagram **NOT** accurately drawn

In the diagram, A , B and C are points on the circumference of a circle, centre O .
 PA and PB are tangents to the circle.
 Angle $POB = 50^\circ$.

(a) (i) Work out the size of angle BPO .

.....
 °

(ii) Give a reason for your answer.

.....

(2)

(b) (i) Work out the size of angle ACB .

.....
 °

(ii) Give a reason for your answer.

.....

(3)

(Total 5 marks)

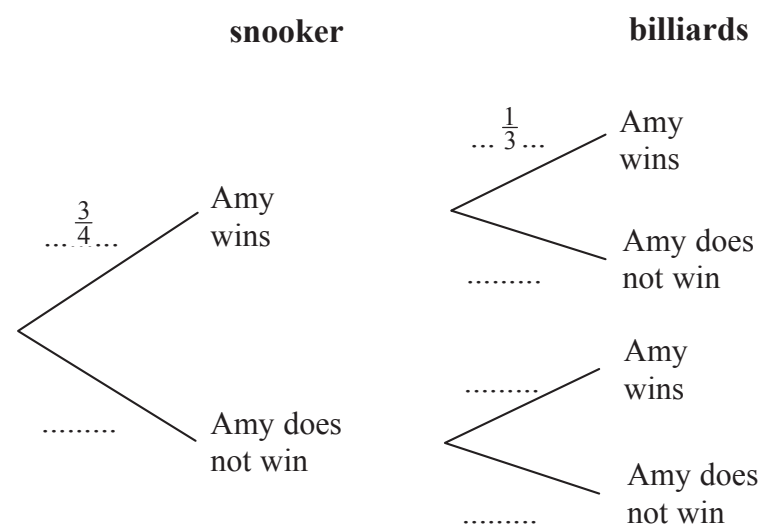
Q16

17. Amy is going to play one game of snooker and one game of billiards.

The probability that she will win the game of snooker is $\frac{3}{4}$

The probability that she will win the game of billiards is $\frac{1}{3}$

(a) Complete the probability tree diagram.



(2)

(b) Work out the probability that Amy will win **exactly** one game.

.....
(3)

Amy played one game of snooker and one game of billiards on a number of Fridays. She won at **both** snooker and billiards on 21 Fridays.

(c) Work out an estimate for the number of Fridays on which Amy did not win either game.

.....
(3)

(Total 8 marks)

Q17

Leave
blank

18. (a) Change $\frac{5}{6}$ to a decimal.

.....
(1)

(b) Prove that the recurring decimal $0.\dot{3}\dot{6} = \frac{4}{11}$

(3)
(Total 4 marks)

Q18

19. p is inversely proportional to r .
 $p = 7$ when $r = 12$

(a) Work out the value of p when $r = 3$

$p =$
(4)

(b) Work out the value of r when $p = 24$

$r =$
(2)

(Total 6 marks)

Q19

Leave
blank

20. (a) Find the value of

(i) 81^0

(ii) $81^{\frac{1}{2}}$

.....

.....

(Total 2 marks)

Q20

21. There are 800 pupils at Hightier School.
The table shows information about the pupils.

| Year group | Number of boys | Number of girls |
|------------|----------------|-----------------|
| 7 | 110 | 87 |
| 8 | 98 | 85 |
| 9 | 76 | 74 |
| 10 | 73 | 77 |
| 11 | 65 | 55 |

An inspector is carrying out a survey into pupils' views about the school.
She takes a sample, stratified both by Year group and by gender,
of 50 of the 800 pupils.

(a) Calculate the number of Year 9 boys to be sampled.

.....

(2)

Toni stated "There will be twice as many Year 7 boys as Year 11 girls to be sampled".

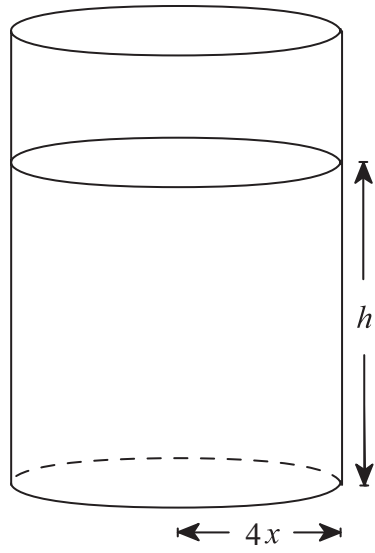
(b) Is Toni's statement correct?
You must show how you reached your decision.

(2)

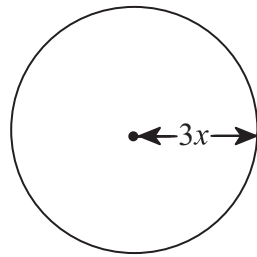
(Total 4 marks)

Q21

22.



Cylinder



Sphere

Diagram **NOT** accurately draw

The radius of the base of a cylinder is $4x$ cm.
The cylinder is filled with water to a height of h cm.
The radius of a sphere is $3x$ cm.
The sphere is dropped into the cylinder and is completely immersed.

Find, in terms of x , the increase in the height of the water in the cylinder.
Give your answer in its simplest form.

..... cm

(Total 3 marks)

Q22

Leave blank

23.

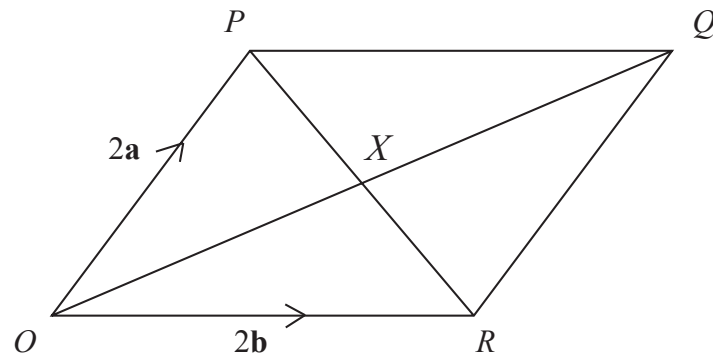


Diagram **NOT** accurately drawn

$OPQR$ is a parallelogram with PQ parallel to OR .

$$\vec{OP} = 2\mathbf{a} \quad \vec{OR} = 2\mathbf{b}$$

X is the midpoint of PR .

(a) Find the vector \vec{PX} in terms of \mathbf{a} and \mathbf{b} .

$$\vec{PX} = \dots\dots\dots (2)$$

(b) Prove that X is the midpoint of OQ .

(2)

Q23

(Total 4 marks)

TOTAL FOR PAPER: 100 MARKS

END

BLANK PAGE