

Centre No.						Paper Reference						Surname	Initial(s)		
Candidate No.						5	5	4	2	F	/	8	B	Signature	

Paper Reference(s)

5542F/8B

Edexcel GCSE

Mathematics B (Modular) – 2544

Paper 8 – Section B (Non-Calculator)

Foundation Tier

Unit 2 Test

Monday 18 June 2007 – Morning

Time for Section B: 20 minutes



Examiner's use only

--	--	--

Team Leader's use only

--	--	--

Materials required for examination

Ruler graduated in centimetres and millimetres, protractor, compasses, pen, HB pencil, eraser.
Tracing paper may be used.

Items included with question papers

Nil

Instructions to Candidates

In the boxes above, write your centre number, candidate number, your surname, initials and signature. Check that you have the correct question paper.

Answer ALL the questions. Write your answers in the spaces provided in this question paper.

You must NOT write on the formulae page. Anything you write on the formulae page will gain NO credit.

If you need more space to complete your answer to any question, use additional answer sheets.

Information for Candidates

The marks for individual questions and the parts of questions are shown in round brackets: e.g. (2).

This section has 6 questions. The total mark for this section is 15. The total mark for this paper is 30.

There are 8 pages in this question paper. Any blank pages are indicated.

Calculators may be used for Section A only.

Advice to Candidates

Show all stages in any calculations.

Work steadily through the paper. Do not spend too long on one question.

If you cannot answer a question, leave it and attempt the next one.

Return at the end to those you have left out.

This publication may be reproduced only in accordance with Edexcel Limited copyright policy.
©2007 Edexcel Limited.

Printer's Log. No.
N29450A

W850/R5542F/57570 6/6/6/



Turn over

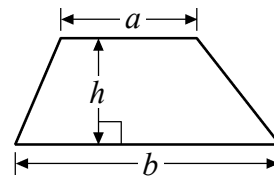
edexcel 
advancing learning, changing lives

GCSE Mathematics (Modular) 2544

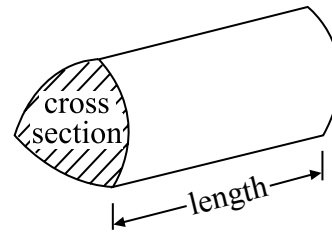
Formulae: Foundation Tier

**You must not write on this formulae page.
Anything you write on this formulae page will gain NO credit.**

Area of trapezium = $\frac{1}{2}(a+b)h$



Volume of prism = area of cross section \times length



SECTION B

Answer ALL SIX questions.


Write your answers in the spaces provided.

You must write down all the stages in your working.

You must NOT use a calculator for this section.

1. The pictogram shows the number of books sold on Wednesday, Thursday and Friday.

Wednesday	
Thursday	
Friday	
Saturday	

Key:  represents 8 books

- (a) Write down the number of books sold on Wednesday.

.....
(1)

- (b) Write down the number of books sold on Friday.

.....
(1)

20 books were sold on Saturday.

- (c) Use this information to complete the pictogram.

(1)

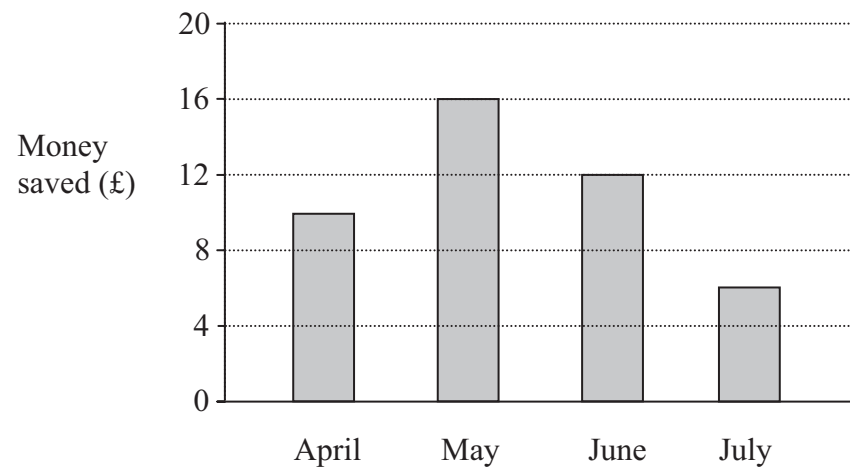
Q1

(Total 3 marks)



Leave blank

2. Last year Hamish saved some money each month from April to July. The bar chart shows this information.



Hamish saved more money in May than in July.
Work out how much more money.

£

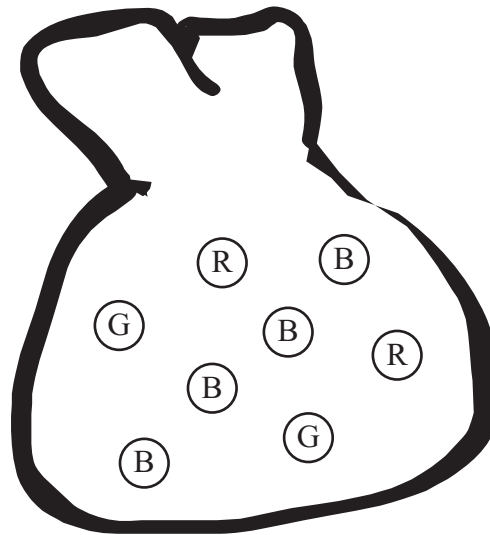
Q2

(Total 2 marks)



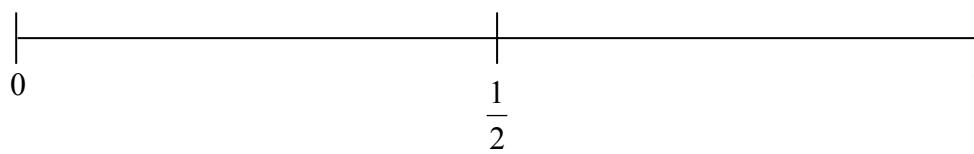
3. There are eight marbles in a bag.

Four marbles are blue (B),
two marbles are red (R)
and two marbles are green (G).



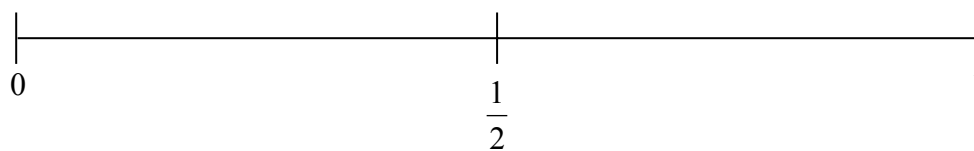
Steve takes a marble at random from the bag.

(a) On the probability scale, mark with the letter B, the probability that Steve will take a blue marble.



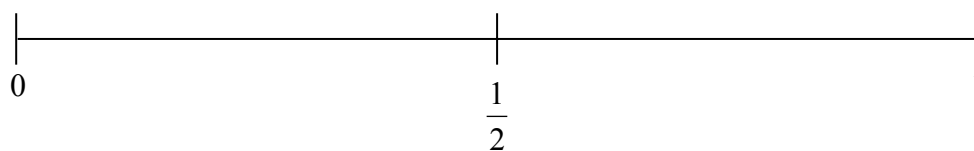
(1)

(b) On the probability scale, mark with the letter G, the probability that Steve will take a green marble.



(1)

(c) On the probability scale, mark with the letter Y, the probability that Steve will take a yellow marble.



(1)

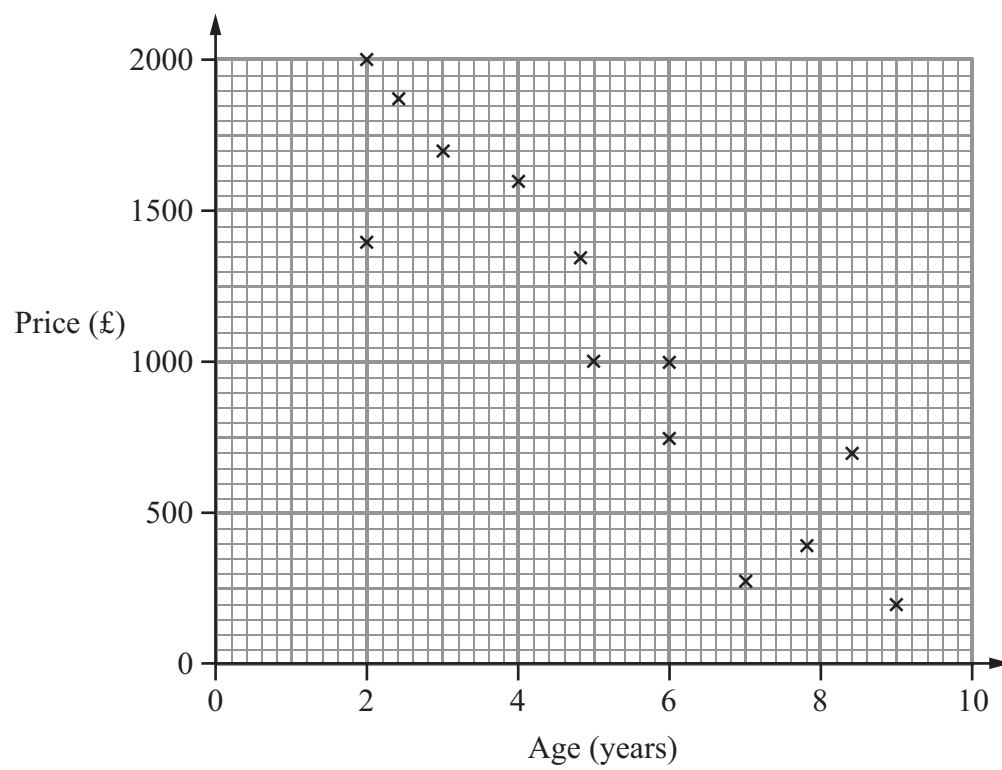
(Total 3 marks)

Q3



Leave blank

4. A garage sells motorcycles.
The scatter graph shows information about the price and age of the motorcycles.



- (a) What type of correlation does the scatter graph show?

.....
(1)

- (b) Draw a line of best fit on the scatter graph.

(1)

Mae buys a motorcycle from this garage for £1500

- (c) Use your line of best fit to estimate the age of the motorcycle.

..... years
(1)

Q4

(Total 3 marks)



Leave
blank

5. 80 people work in Joe's factory.
The table shows some information about the annual pay of these 80 workers.

Annual pay (£ x)	Number of workers
$10\,000 < x \leq 14\,000$	32
$14\,000 < x \leq 16\,000$	24
$16\,000 < x \leq 18\,000$	16
$18\,000 < x \leq 20\,000$	6
$20\,000 < x \leq 40\,000$	2

- (a) Write down the modal class interval.

.....
(1)

- (b) Find the class interval that contains the median.

.....
(1)

(Total 2 marks)

Q5

7

Turn over



Leave blank

6. Toby wants to find out how many text messages people send.

He uses this question on a questionnaire.

How many text messages have you sent on your mobile phone?

0 – 10	10 – 20	20 – 30	30 or more
--------	---------	---------	------------

Write down **two** things wrong with this question.

1

.....

2

.....

Q6

(Total 2 marks)

TOTAL FOR SECTION B: 15 MARKS

TOTAL FOR PAPER: 30 MARKS

END

