

Centre No.						Paper Reference						Surname	Initial(s)		
Candidate No.						5	3	8	1	H	/	6	B	Signature	

Paper Reference(s)

5381H/6B

Edexcel GCSE

Mathematics (Modular) – 2381

Paper 6 – Section B (Non-Calculator)

Higher Tier

Unit 1 Test – Data Handling

Tuesday 2 March 2010 – Morning

Time for Section B: 20 minutes

Examiner's use only

--	--	--

Team Leader's use only

--	--	--



Materials required for examination

Ruler graduated in centimetres and millimetres, protractor, compasses, pen, HB pencil, eraser.
Tracing paper may be used.

Items included with question papers

Nil

Instructions to Candidates

In the boxes above, write your centre number, candidate number, your surname, initials and signature. Check that you have the correct question paper. Answer ALL the questions. Write your answers in the spaces provided in this question paper. If you need more space to complete your answer to any question, use additional answer sheets.

Information for Candidates

The marks for individual questions and the parts of questions are shown in round brackets: e.g. (2). This section has 5 questions. The total mark for this section is 15. The total mark for this paper is 30. There are 12 pages in this question paper. Any blank pages are indicated. **Calculators may be used for Section A only.**

Advice to Candidates

Show all stages in any calculations. Work steadily through the paper. Do not spend too long on one question. If you cannot answer a question, leave it and attempt the next one. Return at the end to those you have left out.

This publication may be reproduced only in accordance with Edexcel Limited copyright policy. ©2010 Edexcel Limited.

Printer's Log. No.
N36291A
W850/R5381H/57570 6/6/6



Turn over

edexcel 
advancing learning, changing lives

Leave
blank

SECTION B

Answer ALL FIVE questions.

Write your answers in the spaces provided.


You must NOT use a calculator in this section.

You must write down all stages in your working.

1. Here are the heights, in cm, of 15 female students.

146	176	163	151	158
169	152	167	158	164
170	147	172	155	154

Draw an ordered stem and leaf diagram to show this information.
You must include a key.



Key:

Q1

(Total 3 marks)



Leave blank

2. Kizzy wants to find out how much money pupils spend in the school canteen. She uses this question on a questionnaire.

How much money do you spend in the school canteen?		
<input type="checkbox"/>	<input type="checkbox"/>	<input type="checkbox"/>
Nothing	Not much	A lot

This is not a good question.

- (a) Design a better question that Kizzy can use to find out how much money pupils spend in the school canteen. You should include some response boxes.

(2)

Kizzy gives her questionnaire only to the pupils in her class.

- (b) Give one possible reason why this may not be a good sample. You must explain your answer.

.....

.....

(1)

Q2

(Total 3 marks)



Leave
blank

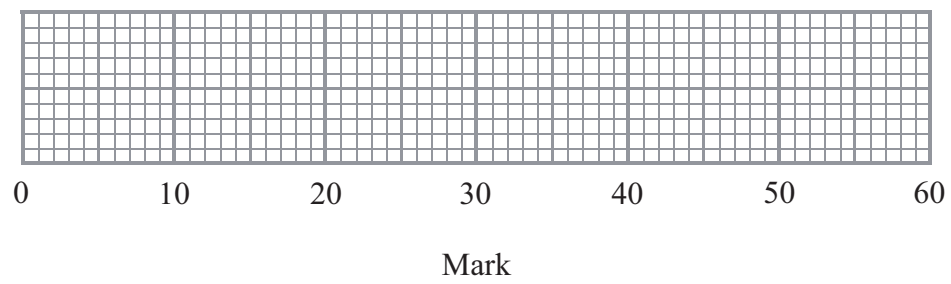
3. Mr Scott set a test for the students in his class.

He recorded the marks.

The lowest mark was 18
The highest mark was 54

The median mark was 36
The lower quartile was 30
The upper quartile was 46

On the grid, draw a box plot to show this information.



Q3

(Total 2 marks)

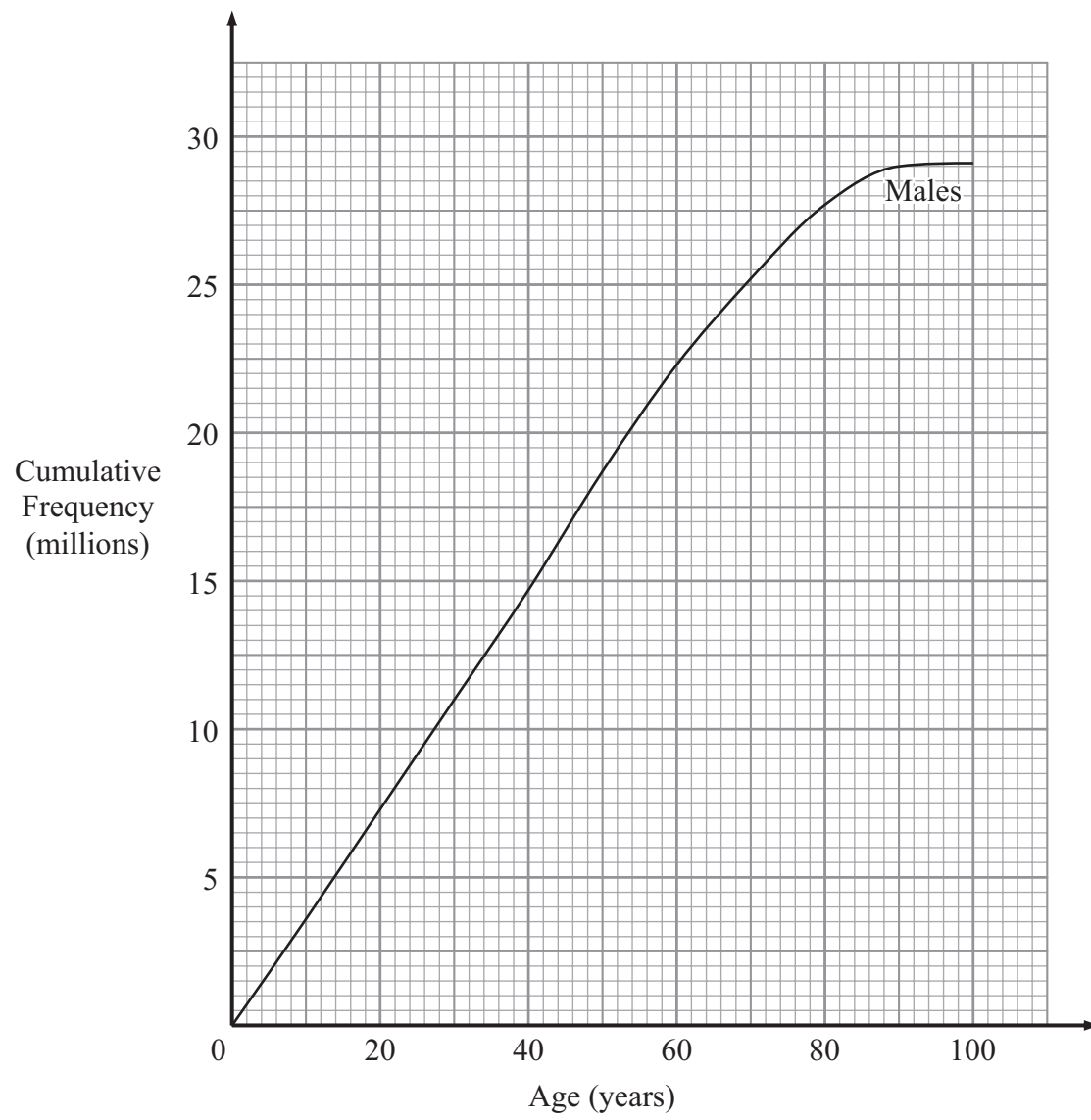


BLANK PAGE



Leave blank

4. The cumulative frequency diagram below shows some information about the ages of **males** in the UK in 2005



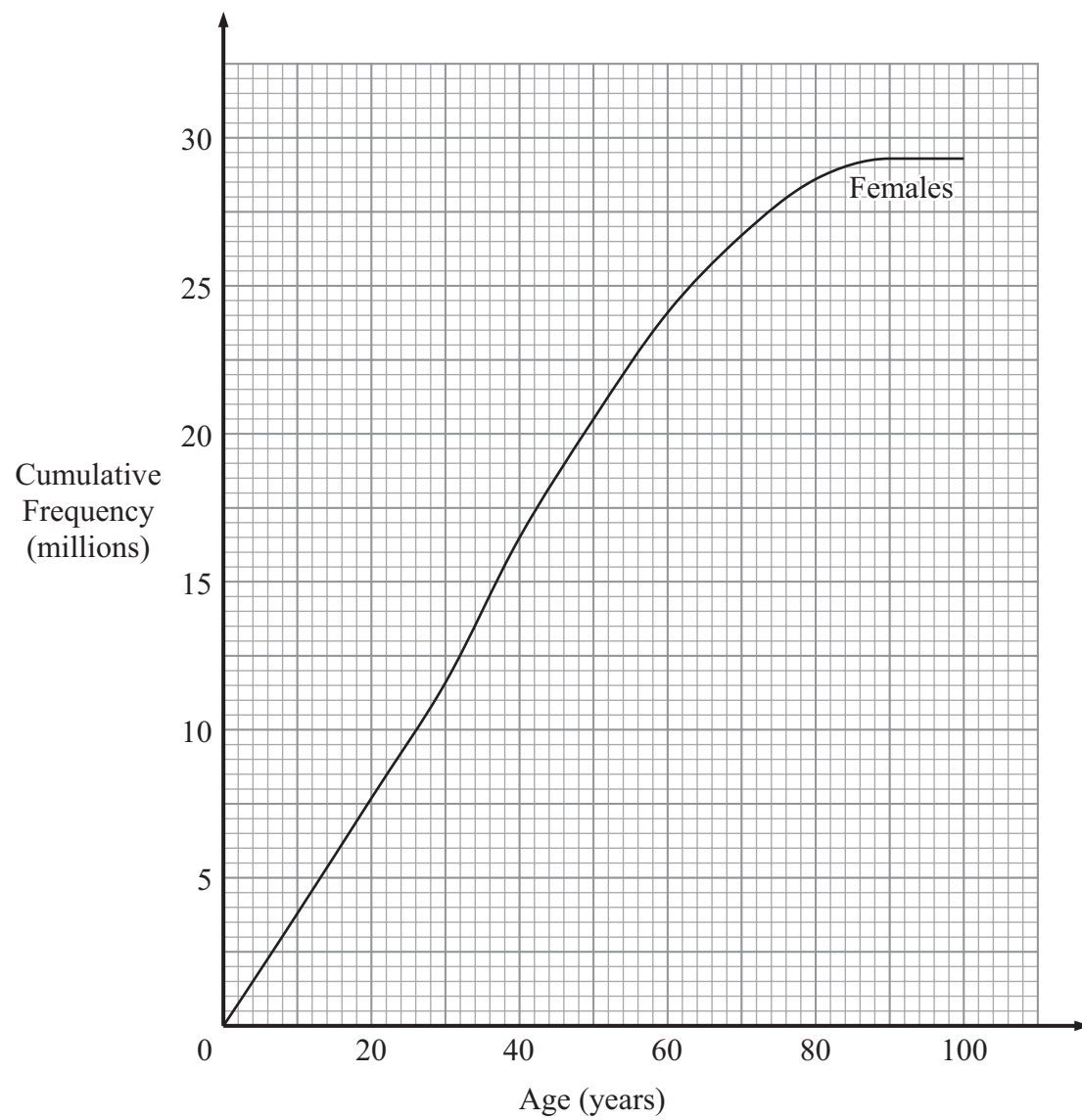
- (a) Find an estimate for the number of these males who were aged 60 years or less.

..... millions
(1)



Leave blank

The cumulative frequency diagram below shows some information about the ages of **females** in the UK in 2005



Delia says:
“There were more males than females aged 60 years or less in the UK in 2005”

(b) Is Delia correct?
Explain your answer.

.....
.....
.....

(1)

Q4

(Total 2 marks)



5. Tom plants 3 seeds.

The probability that a seed will germinate is $\frac{4}{5}$

(a) Calculate the probability that all 3 seeds will germinate.

Leave
blank

.....
(2)



(b) Calculate the probability that at least one of the seeds will germinate.

Leave
blank

.....
(3)

Q5

(Total 5 marks)

TOTAL FOR SECTION B: 15 MARKS

TOTAL FOR PAPER: 30 MARKS

END



BLANK PAGE



BLANK PAGE



BLANK PAGE

