

Centre No.						Paper Reference						Surname	Initial(s)		
Candidate No.						5	3	8	1	H	/	6	A	Signature	

Paper Reference(s)

**5381H/6A**

# Edexcel GCSE

**Mathematics (Modular) – 2381**

Paper 6 – Section A (Calculator)

## Higher Tier

Unit 1 Test – Data Handling

Tuesday 3 March 2009 – Morning

Time for Section A: 20 minutes



Examiner's use only

--	--	--

Team Leader's use only

--	--	--

Section	Leave Blank
A	
B	

**Materials required for examination**

Ruler graduated in centimetres and millimetres, protractor, compasses, pen, HB pencil, eraser, calculator. Tracing paper may be used.

**Items included with question papers**

Nil

**Instructions to Candidates**

In the boxes above, write your centre number, candidate number, your surname, initials and signature. Check that you have the correct question paper. Answer ALL the questions. Write your answers in the spaces provided in this question paper. If you need more space to complete your answer to any question, use additional answer sheets.

**Information for Candidates**

The marks for individual questions and the parts of questions are shown in round brackets: e.g. (2). This section has 4 questions. The total mark for this section is 15. The total mark for this paper is 30. There are 8 pages in this question paper. Any blank pages are indicated.

**Calculators may be used for Section A only.**

If your calculator does not have a  $\pi$  button, take the value of  $\pi$  to be 3.142 unless the question instructs otherwise.

**Advice to Candidates**

Show all stages in any calculations. Work steadily through the paper. Do not spend too long on one question. If you cannot answer a question, leave it and attempt the next one. Return at the end to those you have left out.

This publication may be reproduced only in accordance with Edexcel Limited copyright policy. ©2009 Edexcel Limited.

Printer's Log. No.  
**N34699A**

W850/R5381H/57570 6/6/6/



N 3 4 6 9 9 A 0 1 0 8

*Turn over*

**edexcel**  
advancing learning, changing lives

Leave  
blank

**SECTION A**

**Answer ALL FOUR questions.**

**Write your answers in the spaces provided.**

**You may use a calculator in this section.**

**You must write down all stages in your working.**

1. Zoe recorded the weights, in kilograms, of 15 people.

Here are her results.

87 51 46 77 74 58 68 78

48 63 52 64 79 60 66

Complete the ordered stem and leaf diagram to show these results.

4	
5	
6	
7	
8	

Key:

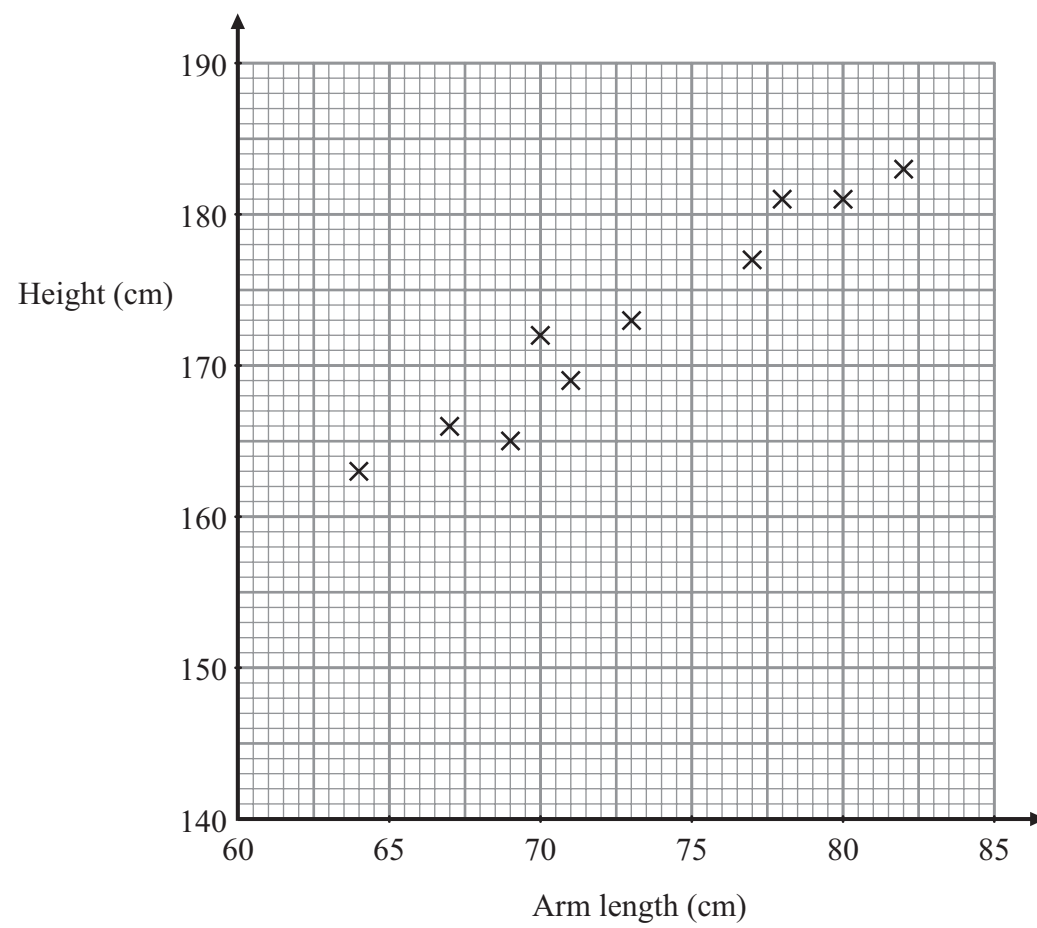
Q1

(Total 3 marks)



Leave blank

2. The scatter graph shows some information about 10 students. It shows the arm length and the height of each student.



- (a) What type of correlation does this scatter graph show?

.....  
(1)

- (b) Draw a line of best fit on the scatter graph.

(1)

Another student has an arm length of 75 cm.

- (c) Use your line of best fit to estimate the height of this student.

..... cm  
(1)

Q2

(Total 3 marks)



Leave  
blank

3. The table shows the number of televisions sold each month by a shop.

Month	April	May	June	July	Aug	Sept	Oct
Number of televisions	163	100	118	99	63	92	74

- (a) Work out the four-point moving averages for this information.  
The first three have been worked out for you.

..... 120 ..... 95 ..... 93 .....  
(2)

- (b) Use the moving averages to describe the trend.

.....  
(1)

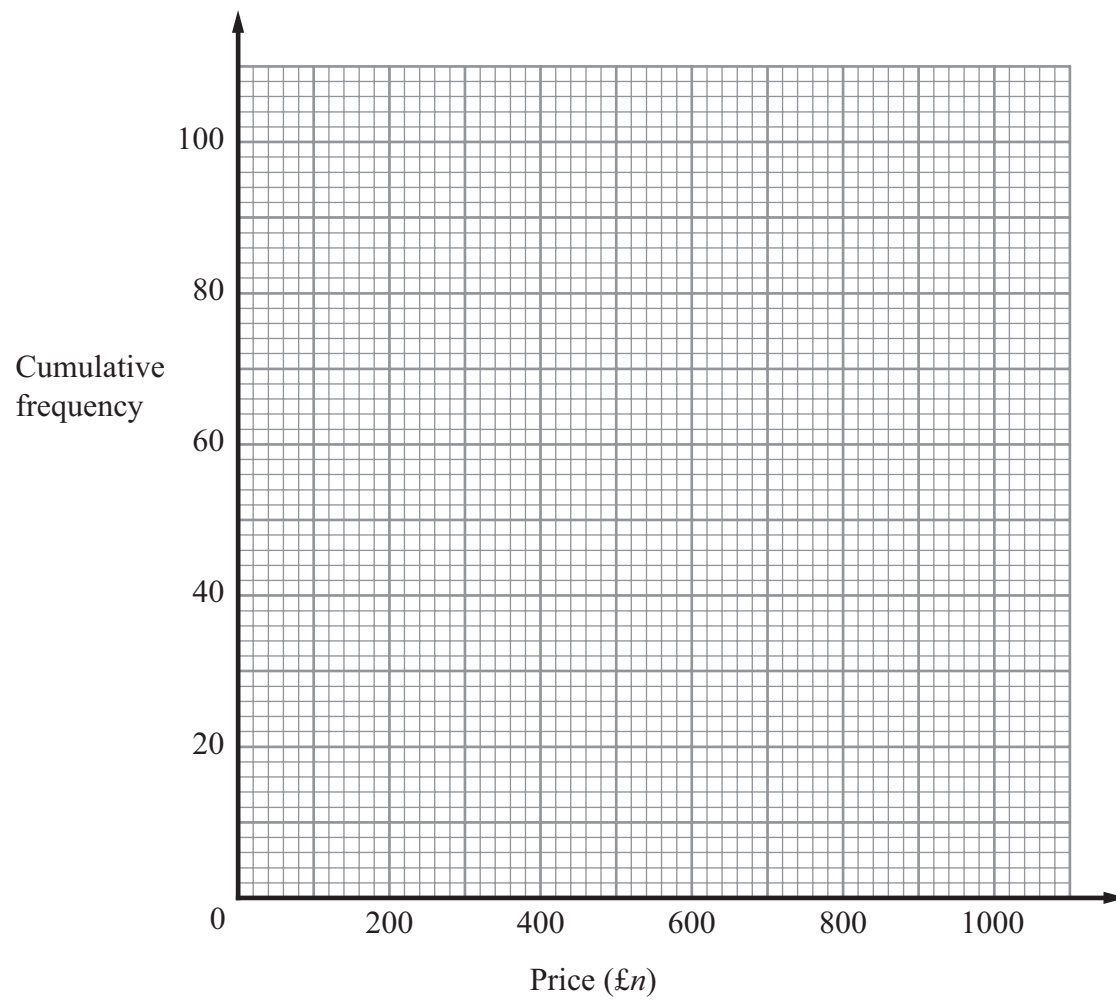
The **cumulative frequency** table shows information about the prices, in £, of 100 televisions.

Price (£ $n$ )	Cumulative frequency
$0 < n \leq 200$	5
$0 < n \leq 400$	20
$0 < n \leq 600$	40
$0 < n \leq 800$	75
$0 < n \leq 1000$	100



Leave blank

(c) On the grid below, draw a cumulative frequency graph for the table.



(2)

(d) Use your graph to find an estimate for the median price of these televisions.

£ .....

(1)

Q3

(Total 6 marks)

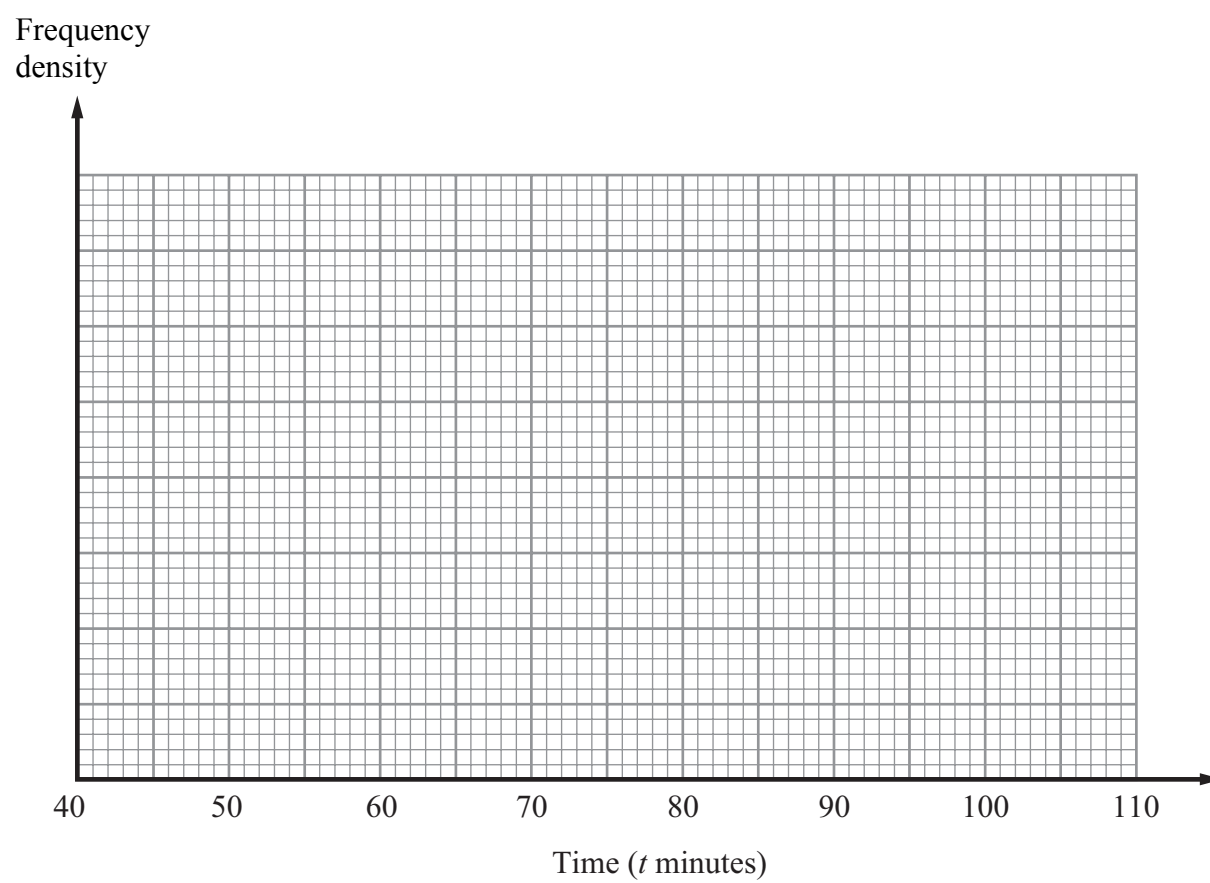


Leave blank

4. The table gives some information about the lengths of time some boys took to run a race.

Time ( $t$ minutes)	Frequency
$40 \leq t < 50$	16
$50 \leq t < 55$	18
$55 \leq t < 65$	32
$65 \leq t < 80$	30
$80 \leq t < 100$	24

Draw a histogram for the information in the table.



Q4

(Total 3 marks)

**TOTAL FOR SECTION A: 15 MARKS**

**END**



**BLANK PAGE**



**BLANK PAGE**

