

Centre No.						Paper Reference					Surname	Initial(s)			
Candidate No.						5	3	8	3	H	/	1	0	Signature	

Paper Reference(s)

**5383H/10**

**Edexcel GCSE**

**Mathematics (Modular) – 2381**

Paper 10 (Calculator)

**Higher Tier**

Unit 2 Stage 2

Monday 3 March 2008 – Afternoon

Time: 30 minutes



Examiner's use only

--	--	--

Team Leader's use only

--	--	--

**Materials required for examination**

Ruler graduated in centimetres and millimetres, protractor, compasses, pen, HB pencil, eraser, calculator. Tracing paper may be used.

**Items included with question papers**

Nil

**Instructions to Candidates**

In the boxes above, write your centre number, candidate number, your surname, initials and signature. Check that you have the correct question paper.

Answer ALL the questions. Write your answers in the spaces provided in this question paper.

**You must NOT write on the formulae page.**

**Anything you write on the formulae page will gain NO credit.**

If you need more space to complete your answer to any question, use additional answer sheets.

**Information for Candidates**

The marks for individual questions and the parts of questions are shown in round brackets: e.g. (2).

There are 9 questions in this question paper. The total mark for this paper is 25.

There are 8 pages in this question paper. Any blank pages are indicated.

**Calculators may be used.**

If your calculator does not have a  $\pi$  button, take the value of  $\pi$  to be 3.142 unless the question instructs otherwise.

**Advice to Candidates**

Show all stages in any calculations.

Work steadily through the paper. Do not spend too long on one question.

If you cannot answer a question, leave it and attempt the next one.

Return at the end to those you have left out.

This publication may be reproduced only in accordance with Edexcel Limited copyright policy. ©2008 Edexcel Limited.

Printer's Log. No.  
**N33047A**

W850/R5383H/57570 6/6/6



*Turn over*

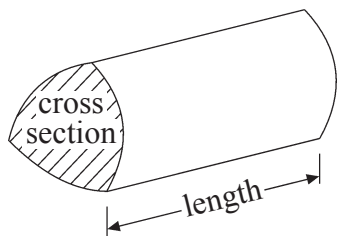
**edexcel**  
advancing learning, changing lives

GCSE Mathematics

Formulae: Higher Tier

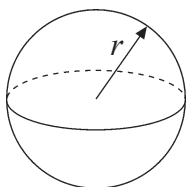
**You must not write on this formulae page.**  
**Anything you write on this formulae page will gain NO credit.**

**Volume of a prism** = area of cross section  $\times$  length



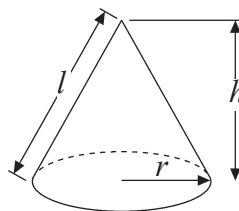
**Volume of sphere** =  $\frac{4}{3}\pi r^3$

**Surface area of sphere** =  $4\pi r^2$

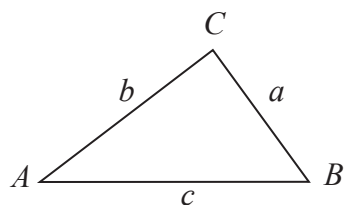


**Volume of cone** =  $\frac{1}{3}\pi r^2 h$

**Curved surface area of cone** =  $\pi r l$



**In any triangle ABC**



**The Quadratic Equation**

The solutions of  $ax^2 + bx + c = 0$

where  $a \neq 0$ , are given by

$$x = \frac{-b \pm \sqrt{b^2 - 4ac}}{2a}$$

**Sine Rule**  $\frac{a}{\sin A} = \frac{b}{\sin B} = \frac{c}{\sin C}$

**Cosine Rule**  $a^2 = b^2 + c^2 - 2bc \cos A$

**Area of triangle** =  $\frac{1}{2} ab \sin C$



Answer ALL NINE questions.

Write your answers in the spaces provided.

You must write down all stages in your working.

1.

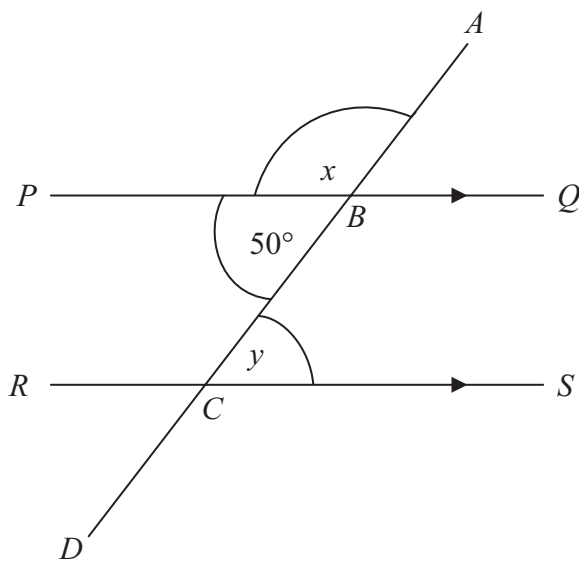


Diagram NOT accurately drawn

$ABCD$  is a straight line.  
 $PQ$  is parallel to  $RS$ .

(a) (i) Write down the size of the angle marked  $x$ .

..... °

(ii) Give a reason for your answer.

.....  
.....

(2)

(b) (i) Write down the size of the angle marked  $y$ .

..... °

(ii) Give a reason for your answer.

.....  
.....

(2)

(Total 4 marks)

Q1



Leave  
blank

2. Simplify  $6c + 2d + c + 5d$

Q2

.....  
(Total 2 marks)

3. Here is a list of ingredients needed to make 8 pancakes.

**8 pancakes**

120 g of plain flour  
1 egg  
300 ml of milk  
1 tablespoon of oil

Work out how much plain flour is needed to make 10 pancakes.

Q3

..... g  
(Total 2 marks)

4. Use your calculator to work out the exact value of  $\frac{15.6}{1.18 + 2.07}$

Q4

.....  
(Total 2 marks)



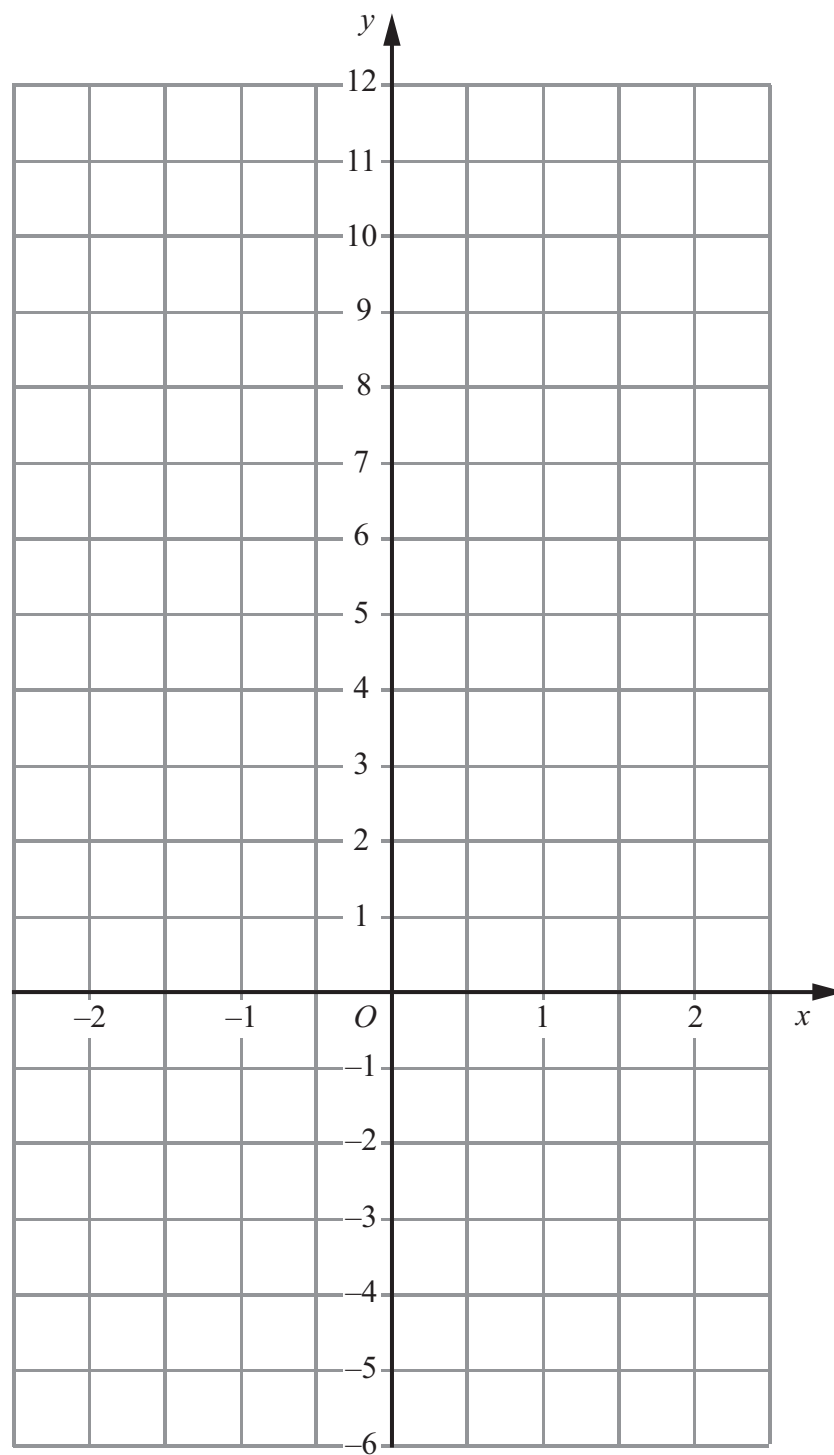
Leave blank

5. (a) Complete the table of values for  $y = 4x + 3$

$x$	-2	-1	0	1	2
$y$		-1			11

(2)

(b) On the grid, draw the graph of  $y = 4x + 3$



(2)

Q5

(Total 4 marks)



<p>6. Work out the value of <math>(6 \times 10^4) \times (4 \times 10^3)</math> Give your answer in standard form.</p> <p style="text-align: right;">..... <b>(Total 2 marks)</b></p>	<p>Leave blank</p> <p style="text-align: center;"><b>Q6</b> <input type="text"/></p>
<p>7. Expand and simplify <math>(x - 2)(x + 1)</math></p> <p style="text-align: right;">..... <b>(Total 2 marks)</b></p>	<p style="text-align: center;"><b>Q7</b> <input type="text"/></p>
<p>8. Simplify <math>\frac{p^2 - 9}{2p + 6}</math></p> <p style="text-align: right;">..... <b>(Total 3 marks)</b></p>	<p style="text-align: center;"><b>Q8</b> <input type="text"/></p>



9.

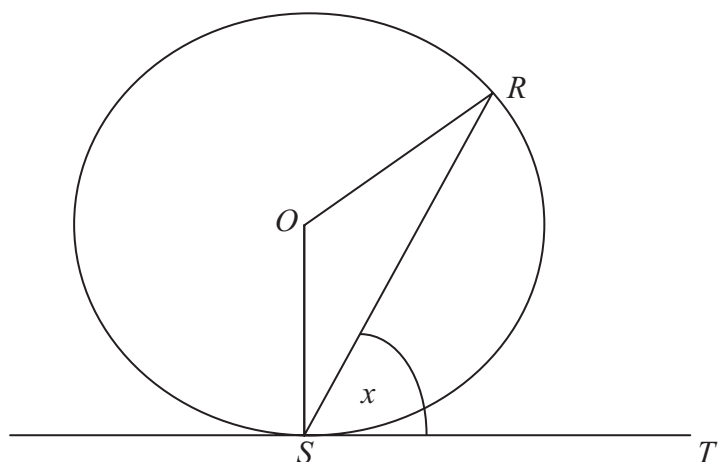


Diagram **NOT**  
accurately drawn

$R$  and  $S$  are two points on a circle, centre  $O$ .  
 $TS$  is a tangent to the circle.  
Angle  $RST = x$ .

Prove that angle  $ROS = 2x$ .  
You must give reasons for each stage of your working.

Leave  
blank

Q9

(Total 4 marks)

TOTAL FOR PAPER: 25 MARKS

END



**BLANK PAGE**

