

Centre No.						Paper Reference					Surname	Initial(s)			
Candidate No.						<b>5</b>	<b>3</b>	<b>8</b>	<b>1</b>	<b>F</b>	<b>/</b>	<b>5</b>	<b>B</b>	Signature	

Paper Reference(s)

**5381F/5B**

**Edexcel GCSE**

**Mathematics (Modular) – 2381**

Paper 5 – Section B (Non-Calculator)

**Foundation Tier**

Unit 1 Test – Data Handling

Tuesday 2 March 2010 – Morning

Time for Section B: 20 minutes



Examiner's use only

--	--	--

Team Leader's use only

--	--	--

**Materials required for examination**

Ruler graduated in centimetres and millimetres, protractor, compasses, pen, HB pencil, eraser.  
Tracing paper may be used.

**Items included with question papers**

Nil

**Instructions to Candidates**

In the boxes above, write your centre number, candidate number, your surname, initials and signature. Check that you have the correct question paper. Answer ALL the questions. Write your answers in the spaces provided in this question paper. If you need more space to complete your answer to any question, use additional answer sheets.

**Information for Candidates**

The marks for individual questions and the parts of questions are shown in round brackets: e.g. (2). This section has 6 questions. The total mark for this section is 15. The total mark for this paper is 30. There are 8 pages in this question paper. Any blank pages are indicated. **Calculators may be used for Section A only.**

**Advice to Candidates**

Show all stages in any calculations. Work steadily through the paper. Do not spend too long on one question. If you cannot answer a question, leave it and attempt the next one. Return at the end to those you have left out.

This publication may be reproduced only in accordance with Edexcel Limited copyright policy. ©2010 Edexcel Limited.

Printer's Log. No.  
**N36407A**

W850/R5381F/57570 6/6/6



*Turn over*

**edexcel**   
advancing learning, changing lives

Leave  
blank

**SECTION B**

**Answer ALL SIX questions.**

**Write your answers in the spaces provided.**

**You must NOT use a calculator in this section.**

**You must write down all stages in your working.**

1. The table shows some information about five countries.

Country	Population (millions)	Land Area (km <sup>2</sup> )
France	60	544 000
Germany	82	375 000
Italy	58	301 000
Spain	40	505 000
UK	59	244 000

- (a) Write down the country with the greatest land area.

.....  
**(1)**

- (b) Work out the difference between the highest population and the lowest population.

..... millions  
**(2)**

**(Total 3 marks)**

**Q1**



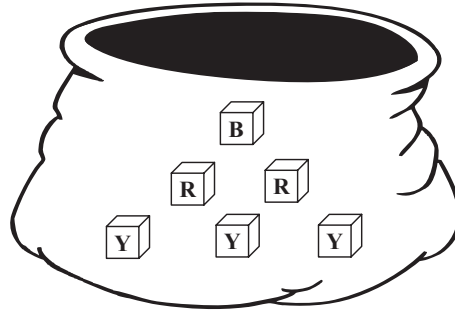
Leave blank

2. There are six cubes in a bag.

1 cube is blue (B)

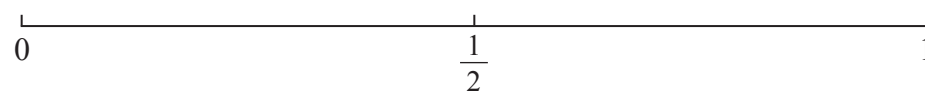
2 cubes are red (R)

3 cubes are yellow (Y)



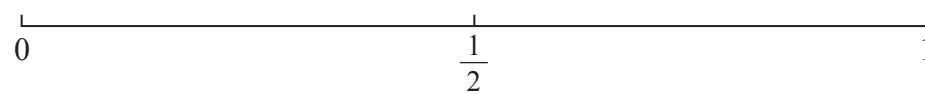
Jakeem is going to take, at random, a cube from the bag.

(a) On the probability scale mark, with a cross (x), the probability that the cube will be yellow.



(1)

(b) On the probability scale mark, with a cross (x), the probability that the cube will be white.



(1)

Q2

(Total 2 marks)



Leave blank

3. Kelly is going to have a snack.

She can choose **one** drink and **one** sandwich.

Drinks
Juice
Tea

Sandwiches
Beef
Chicken
Egg
Prawn

One possible combination is (Juice, Beef).

Write down all the possible combinations that Kelly can choose.  
The first one has been done for you.

(J, B) .....

.....

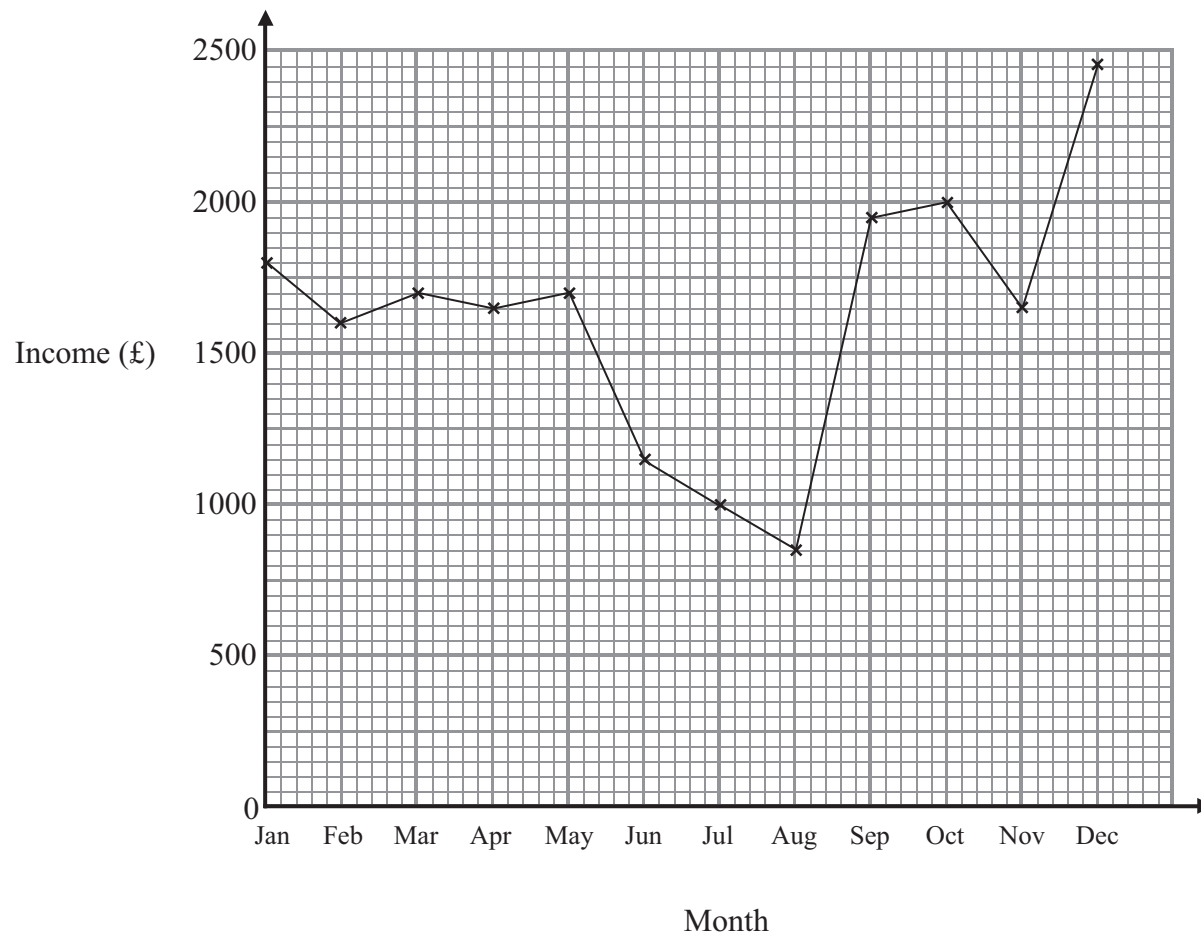
(Total 2 marks)

Q3



Leave blank

4. The graph shows the income each month of a small business in 2007



(a) Write down the number of months when the income was less than £1500

.....  
(1)

One month the income was £1000

(b) Which month?

.....  
(1)

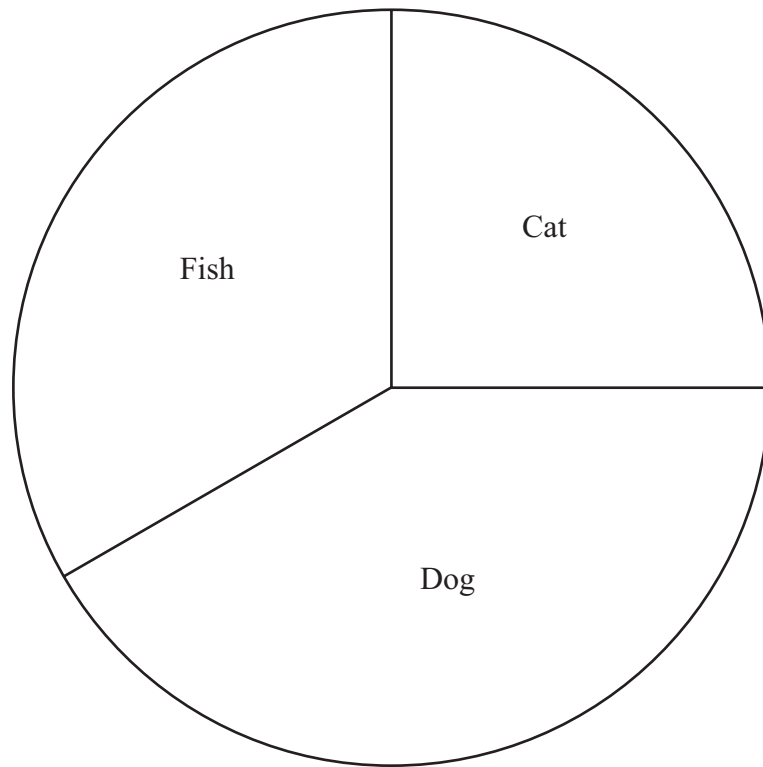
(Total 2 marks)

Q4



Leave blank

5. This accurate pie chart gives information about the favourite pet of each of 180 students.



Complete the table.

Favourite Pet	Number of Students
Cat	
Dog	
Fish	

Q5

(Total 3 marks)




Leave  
blank

6. Here are the heights, in cm, of 15 female students.

146	176	163	151	158
169	152	167	158	164
170	147	172	155	154

Draw an ordered stem and leaf diagram to show this information.  
You must include a key.



Key:

Q6

(Total 3 marks)

**TOTAL FOR SECTION B: 15 MARKS**

**TOTAL FOR PAPER: 30 MARKS**

**END**

7



**BLANK PAGE**

