

Centre No.						Paper Reference					Surname	Initial(s)			
Candidate No.						5	3	8	1	F	/	5	B	Signature	

Paper Reference(s)

5381F/5B

Edexcel GCSE

Mathematics (Modular) – 2381

Paper 5 – Section B (Non-Calculator)

Foundation Tier

Unit 1 Test – Data Handling

Monday 21 June 2010 – Afternoon

Time for Section B: 20 minutes



Examiner's use only

--	--	--

Team Leader's use only

--	--	--

Materials required for examination

Ruler graduated in centimetres and millimetres, protractor, compasses, pen, HB pencil, eraser.
Tracing paper may be used.

Items included with question papers

Nil

Instructions to Candidates

In the boxes above, write your centre number, candidate number, your surname, initials and signature. Check that you have the correct question paper. Answer ALL the questions. Write your answers in the spaces provided in this question paper. If you need more space to complete your answer to any question, use additional answer sheets.

Information for Candidates

The marks for individual questions and the parts of questions are shown in round brackets: e.g. (2). This section has 6 questions. The total mark for this section is 15. The total mark for this paper is 30. There are 8 pages in this question paper. Any blank pages are indicated. **Calculators may be used for Section A only.**

Advice to Candidates

Show all stages in any calculations. Work steadily through the paper. Do not spend too long on one question. If you cannot answer a question, leave it and attempt the next one. Return at the end to those you have left out.

This publication may be reproduced only in accordance with Edexcel Limited copyright policy. ©2010 Edexcel Limited.

Printer's Log. No.
N36806A

W850/R5381F/57570 6/6/6



Turn over

edexcel
advancing learning, changing lives

Leave
blank

SECTION B

Answer ALL SIX questions.

Write your answers in the spaces provided.

You must NOT use a calculator in this section.

You must write down all stages in your working.

1. The table shows information about six cars.

Make of car	Age (years)	Mileage	Colour
Mazda	2	36 000	Red
Ford	2	19 000	Blue
Toyota	3	32 000	Red
Skoda	5	58 000	Green
Renault	6	48 000	White
Nissan	7	10 000	Red

- (a) Write down the colour of the Ford car.

.....
(1)

- (b) Write down the age of the green car.

..... years
(1)

- (c) Write down the age of the red car with the greatest mileage.

..... years
(1)

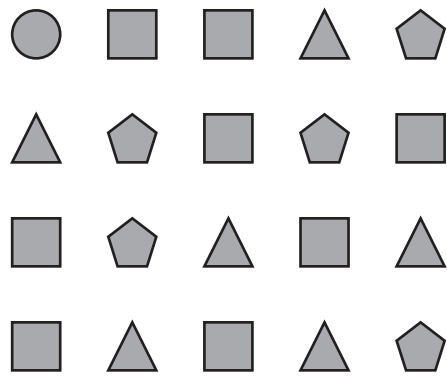
Q1

(Total 3 marks)







Leave blank

2. Here are 20 shapes.



Complete the frequency table.

Shape	Tally	Frequency
		
		
		
		

(Total 2 marks)

Q2

3

Turn over



Leave blank

3. A coin can land on a head (H) or it can land on a tail (T).

A dice can land on 1 or 2 or 3 or 4 or 5 or 6

Carmen spins the coin and rolls the dice.

Write down all the possible combinations.
The first one has been done for you.

(H, 1)
.....
.....

(Total 2 marks)

Q3

4. The stem and leaf diagram shows information about the heights of 27 buildings.

0	5 6 6 7 7 9
1	2 2 5 5 5 5 7 8
2	0 1 3 3 7 8 8 9 9
3	1 2 3 5

Key: 1|2 represents 12 m

(a) Write down the height of the smallest building.

..... m
(1)

(b) Work out the median height.

..... m
(1)

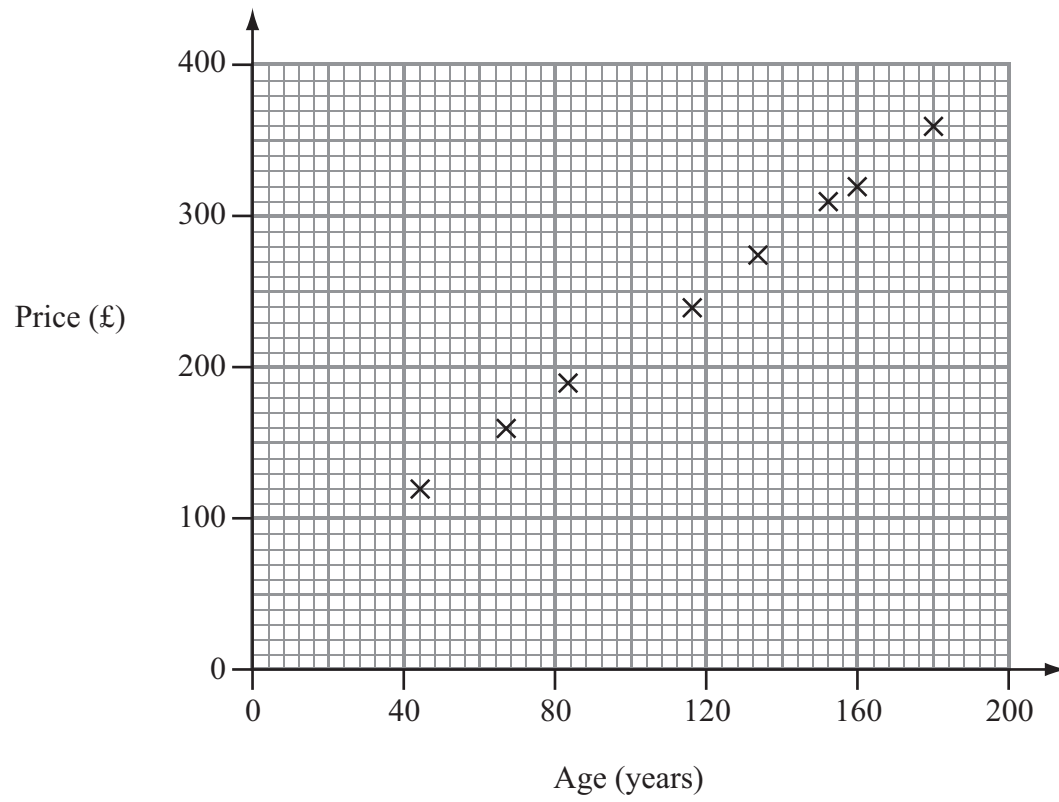
(Total 2 marks)

Q4



Leave blank

5. A shop sells old maps.
The scatter graph shows information about the prices and ages of eight old maps sold at the shop.



- (a) What type of correlation does the scatter graph show?

.....
(1)

Rob wants to buy an old map from this shop.
The map is 100 years old.

- (b) Find an estimate for the price of this old map.

£
(1)

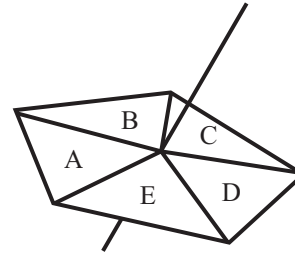
(Total 2 marks)

Q5



Leave
blank

6. Here is a five-sided spinner.
The sides of the spinner are labelled A, B, C, D and E.
The spinner is biased.



The table shows the probability that the spinner will land on A or B or C or E.

Letter	A	B	C	D	E
Probability	0.25	0.20	0.10		0.30

- (a) Work out the probability that the spinner will land on D.

.....
(2)

Tania is going to spin the spinner 100 times.

- (b) Work out an estimate for the number of times the spinner will land on A.

.....
(2)

(Total 4 marks)

Q6

TOTAL FOR SECTION B: 15 MARKS
TOTAL FOR PAPER: 30 MARKS

END



BLANK PAGE



BLANK PAGE

