

Centre No.						Paper Reference					Surname	Initial(s)			
Candidate No.						5	3	8	1	F	/	5	A	Signature	

Paper Reference(s)

**5381F/5A**

# Edexcel GCSE

**Mathematics (Modular) – 2381**

Paper 5 – Section A (Calculator)

## Foundation Tier

Unit 1 Test – Data Handling

Monday 21 June 2010 – Afternoon

Time for Section A: 20 minutes



Examiner's use only

--	--	--

Team Leader's use only

--	--	--

Section	Leave Blank
A	
B	

**Materials required for examination**

Ruler graduated in centimetres and millimetres, protractor, compasses, pen, HB pencil, eraser, calculator. Tracing paper may be used.

**Items included with question papers**

Nil

**Instructions to Candidates**

In the boxes above, write your centre number, candidate number, your surname, initials and signature. Check that you have the correct question paper. Answer ALL the questions. Write your answers in the spaces provided in this question paper. If you need more space to complete your answer to any question, use additional answer sheets.

**Information for Candidates**

The marks for individual questions and the parts of questions are shown in round brackets: e.g. (2). This section has 5 questions. The total mark for this section is 15. The total mark for this paper is 30. There are 4 pages in this question paper. Any blank pages are indicated.

**Calculators may be used for Section A only.**

If your calculator does not have a  $\pi$  button, take the value of  $\pi$  to be 3.142 unless the question instructs otherwise.

**Advice to Candidates**

Show all stages in any calculations. Work steadily through the paper. Do not spend too long on one question. If you cannot answer a question, leave it and attempt the next one. Return at the end to those you have left out.

This publication may be reproduced only in accordance with Edexcel Limited copyright policy. ©2010 Edexcel Limited.

Printer's Log. No.  
**N36805A**

W850/R5381F/57570 6/6/6



*Turn over*

**edexcel**  
advancing learning, changing lives

**SECTION A**




**Answer ALL FIVE questions.**

**Write your answers in the spaces provided.**

**You may use a calculator in this section.**

**You must write down all stages in your working.**

1. The pictogram shows the numbers of puzzles sold by a shop in March, April and May.

March	
April	
May	
June	

Key:  represents 6 puzzles

- (a) Write down the number of puzzles sold in March.

.....  
(1)

- (b) Write down the number of puzzles sold in May.

.....  
(1)

8 puzzles were sold in June.

- (c) Use this information to complete the pictogram.

(1)

Q1

(Total 3 marks)



Leave  
blank

2. Eight students took a test.

Here are their marks.

6 6 6 6 7 8 8 9

(a) Write down the mode.

.....  
(1)

(b) Find the range.

.....  
(1)

(c) Work out the mean.

.....  
(2)

(Total 4 marks)

Q2

3. The two-way table shows some information about the favourite hot drinks of 70 students.

	Tea	Coffee	Chocolate	Total
Male	9	10	17	
Female	8	12		
Total	17			70

Complete the two-way table.

(Total 2 marks)

Q3



Leave blank

4. The table gives information about 60 butterflies in a field.

Type of butterfly	Red Admiral	Peacock	Marbled White
Number of butterflies	24	16	20

David wants to draw a pie chart to represent this information.

Work out the angle he should use for Red Admiral butterflies.

.....<sup>o</sup>

(Total 2 marks)

Q4

5. The table gives information about the weights of 25 potatoes.

Weight ( $x$ grams)	Frequency		
$50 < x \leq 70$	5		
$70 < x \leq 90$	8		
$90 < x \leq 110$	10		
$110 < x \leq 130$	2		

Work out an estimate for the mean weight.

..... grams

(Total 4 marks)

Q5

TOTAL FOR SECTION A: 15 MARKS

END

