

Centre No.						Paper Reference						Surname	Initial(s)		
Candidate No.						5	3	8	1	F	/	5	A	Signature	

Paper Reference(s)

5381F/5A

Edexcel GCSE

Mathematics (Modular) – 2381

Paper 5 – Section A (Calculator)

Foundation Tier

Unit 1 Test – Data Handling

Friday 13 November 2009 – Morning

Time for Section A: 20 minutes



Examiner's use only

--	--	--

Team Leader's use only

--	--	--

Section	Leave Blank
A	
B	

Materials required for examination

Ruler graduated in centimetres and millimetres, protractor, compasses, pen, HB pencil, eraser, calculator. Tracing paper may be used.

Items included with question papers

Nil

Instructions to Candidates

In the boxes above, write your centre number, candidate number, your surname, initials and signature. Check that you have the correct question paper. Answer ALL the questions. Write your answers in the spaces provided in this question paper. If you need more space to complete your answer to any question, use additional answer sheets.

Information for Candidates

The marks for individual questions and the parts of questions are shown in round brackets: e.g. (2). This section has 5 questions. The total mark for this section is 15. The total mark for this paper is 30. There are 8 pages in this question paper. Any blank pages are indicated.

Calculators may be used for Section A only.

If your calculator does not have a π button, take the value of π to be 3.142 unless the question instructs otherwise.

Advice to Candidates

Show all stages in any calculations. Work steadily through the paper. Do not spend too long on one question. If you cannot answer a question, leave it and attempt the next one. Return at the end to those you have left out.

This publication may be reproduced only in accordance with Edexcel Limited copyright policy. ©2009 Edexcel Limited.

Printer's Log No.

N34979A

W850/R5381F/57570 6/6/6/3



Turn over

edexcel 
advancing learning, changing lives

SECTION A


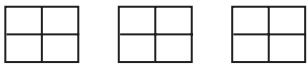
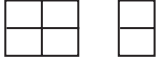
Answer ALL FIVE questions.

Write your answers in the spaces provided.

You must write down all stages in your working.

You may use a calculator in this section.

1. A shop sells boxes of chocolates.
The pictogram shows the numbers of boxes of chocolates sold from January to March.

Month	
January	
February	
March	
April	

Key:  represents 8 boxes of chocolates

- (a) Write down the number of boxes of chocolates sold in February.

.....
(1)

- (b) Write down the number of boxes of chocolates sold in March.

.....
(1)

The shop sold 10 boxes of chocolates in April.

- (c) Complete the pictogram.

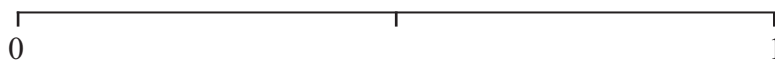
(1)

(Total 3 marks)

Q1

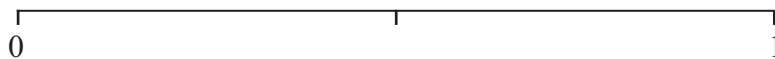


2. (a) On the probability scale below, mark with the letter S, the probability it will snow in London in July next year.



(1)

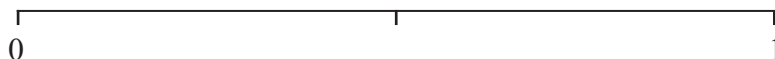
- (b) On the probability scale below, mark with the letter F, the probability that at least one game of football will be played in London next year.



(1)

Jenny throws a fair coin once.

- (c) On the probability scale below, mark with the letter H, the probability that it will come down Heads.



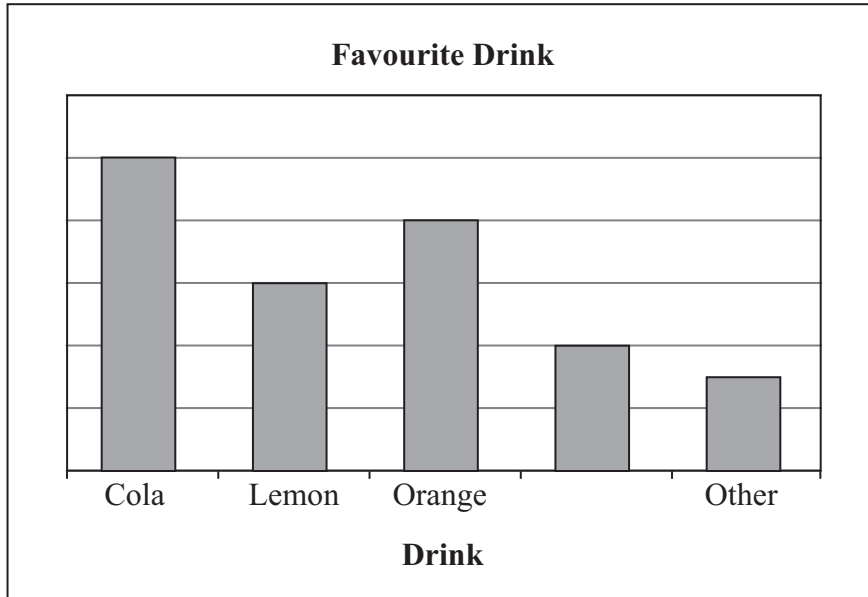
(1)

(Total 3 marks)

Q2



3.



Jake has drawn a bar chart to show the favourite drink of each of his friends.

He made some mistakes in the bar chart.

Write down two mistakes that Jake has made.

First mistake

.....

Second mistake

.....

(Total 2 marks)

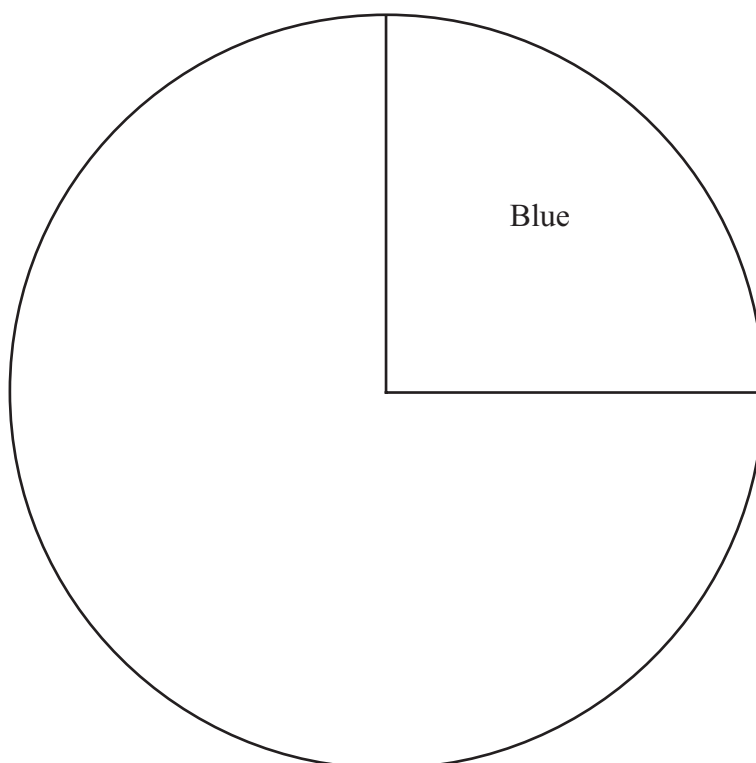
Q3



4. Julie recorded the colour of each of 40 cars.
Information about her results is shown in the table.

Car colour	Frequency
Blue	10
Red	4
Silver	18
Black	6
Green	2

Complete the pie chart accurately to show this information.



(Total 3 marks)

Q4



5. The table shows some information about the lengths, in minutes, of 40 films.

Time, T , in minutes	Frequency	
$60 \leq T < 80$	8	
$80 \leq T < 100$	12	
$100 \leq T < 120$	6	
$120 \leq T < 140$	14	

The lengths of 8 of the films were from 60 to 80 minutes.
 560 minutes is a sensible estimate for the total length of these 8 films.

(a) Explain why.

.....

.....

.....

(1)

(b) Calculate an estimate of the mean length of a film.

..... minutes

(3)

(Total 4 marks)

Q5

TOTAL FOR SECTION A: 15 MARKS

END



BLANK PAGE



BLANK PAGE

