

Centre No.						Paper Reference						Surname	Initial(s)		
Candidate No.						5	3	8	1	F	/	5	B	Signature	

Paper Reference(s)

5381F/5B

Edexcel GCSE

Mathematics (Modular) – 2381

Paper 5 – Section B (Non-Calculator)

Foundation Tier

Unit 1 Test – Data Handling

Monday 13 June 2011 – Morning

Time for Section B: 20 minutes



Examiner's use only

--	--	--

Team Leader's use only

--	--	--

Materials required for examination

Ruler graduated in centimetres and millimetres, protractor, compasses, pen, HB pencil, eraser.
Tracing paper may be used.

Items included with question papers

Nil

Instructions to Candidates

In the boxes above, write your centre number, candidate number, your surname, initials and signature. Check that you have the correct question paper. Answer ALL the questions. Write your answers in the spaces provided in this question paper. If you need more space to complete your answer to any question, use additional answer sheets.

Information for Candidates

The marks for individual questions and the parts of questions are shown in round brackets: e.g. (2). This section has 4 questions. The total mark for this section is 15. The total mark for this paper is 30. There are 8 pages in this question paper. Any blank pages are indicated.

Calculators may be used for Section A only.

Advice to Candidates

Show all stages in any calculations.
Work steadily through the paper. Do not spend too long on one question.
If you cannot answer a question, leave it and attempt the next one.
Return at the end to those you have left out.

This publication may be reproduced only in accordance with Edexcel Limited copyright policy.
©2011 Edexcel Limited.

Printer's Log No.

P38940A

W850/R5381F/57570 6/6/6/6



Turn over

edexcel 
advancing learning, changing lives

SECTION B




Answer ALL FOUR questions.

Write your answers in the spaces provided.






You must write down all stages in your working.

You must NOT use a calculator in this section.

1. The pictogram shows the numbers of people going to a medical centre on Monday, Tuesday and Wednesday one week.

Monday	
Tuesday	
Wednesday	
Thursday	
Friday	

KEY

1 person	
2 people	
3 people	
4 people	
5 people	

- (a) Write down the number of people going to the medical centre

(i) on Monday,

.....

(ii) on Tuesday.

.....

(2)

On Thursday 15 people went to the medical centre.

- (b) Show this information on the pictogram.

(1)

On Friday 24 people went to the medical centre.

- (c) Show this information on the pictogram.

(1)

(Total 4 marks)

Q1



2. Here are some coloured cards.

blue	red	blue	blue	green
red	green	blue	green	red
yellow	blue	yellow	red	

A card is taken at random.

(a) Which colour of card is **most** likely to be taken?

.....
(1)

(b) Which colour of card is **least** likely to be taken?

.....
(1)

(c) What is the probability that the card is **red**?

.....
(2)

James says

“If there were two more green cards then green would be the most likely colour of card to be taken.”

(d) Is James right?

Give a reason for your answer.

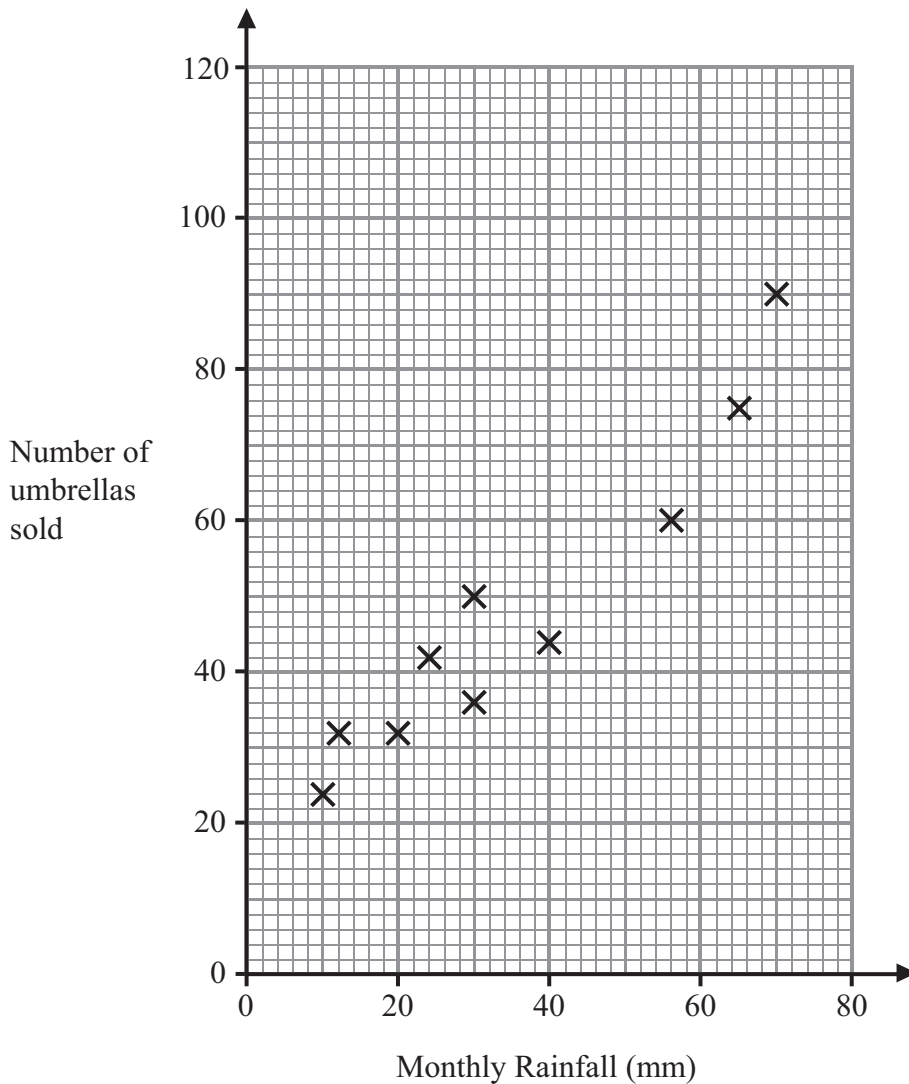
.....
.....
.....
(1)

(Total 5 marks)

Q2



3. The scatter graph shows information about the monthly rainfall (mm) and the numbers of umbrellas sold in a shop, for ten months last year.



The table shows the monthly rainfall and the numbers of umbrellas sold, for two more months.

Monthly rainfall (mm)	40	50
Number of umbrellas sold	60	75

- (a) On the scatter graph, plot the information from the table. (1)
- (b) Describe the relationship between the monthly rainfall and the number of umbrellas sold.

.....

.....

(1)



(c) Draw a line of best fit on the scatter graph.

(1)

In another month, the rainfall was 60 mm.

(d) Use your line of best fit to estimate the number of umbrellas sold.

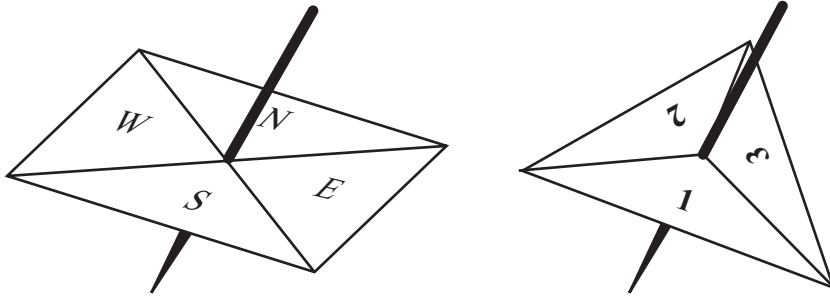
.....
(1)

Q3

(Total 4 marks)



4. To play a game you use two spinners.



One spinner gives you: N, S, E or W.
The other spinner gives you: 1, 2 or 3

You spin each spinner once.
One possible combination is N3

Write down all the possible combinations.
The first one has been done for you.

(N,3)

.....

.....

.....

(Total 2 marks)

TOTAL FOR SECTION B: 15 MARKS
TOTAL FOR PAPER: 30 MARKS

END

Q4



BLANK PAGE



BLANK PAGE

