

Centre No.						Paper Reference					Surname	Initial(s)	
Candidate No.						5	5	0	8	/	8	B	Signature

Paper Reference(s)

5508/8B

Edexcel GCSE

Mathematics B – 1388

Paper 8 – Section B (Calculator)

Foundation Tier

Module Test 1

Thursday 8 March 2007 – Morning

Time for Section B: 25 minutes

Examiner's use only

--	--	--

Team Leader's use only

--	--	--



Materials required for examination

Ruler graduated in centimetres and millimetres, protractor, compasses, pen, HB pencil, eraser, calculator. Tracing paper may be used.

Items included with question papers

Nil

Instructions to Candidates

In the boxes above, write your centre number, candidate number, your surname, initials and signature. Check that you have the correct question paper.

Answer ALL the questions. Write your answers in the spaces provided in this question paper.

You must NOT write on the formulae page. Anything you write on the formulae page will gain NO credit.

If you need more space to complete your answer to any question, use additional answer sheets.

Information for Candidates

The marks for individual questions and the parts of questions are shown in round brackets: e.g. (2). This section has 7 questions. The total mark for this section is 19. The total mark for this paper is 38. There are 8 pages in this question paper. Any blank pages are indicated.

Calculators may be used for Section B only.

If your calculator does not have a π button, take the value of π to be 3.142 unless the question instructs otherwise.

Advice to Candidates

Show all stages in any calculations.

Work steadily through the paper. Do not spend too long on one question.

If you cannot answer a question, leave it and attempt the next one.

Return at the end to those you have left out.

This publication may be reproduced only in accordance with Edexcel Limited copyright policy. ©2007 Edexcel Limited.

Printer's Log. No.
N25881A

W850/R1388/57570 6/6/6



Turn over

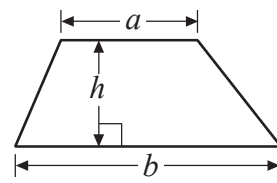
edexcel
advancing learning, changing lives

GCSE Mathematics 1387/8

Formulae: Foundation Tier

**You must not write on this formulae page.
Anything you write on this formulae page will gain NO credit.**

Area of trapezium = $\frac{1}{2}(a+b)h$



Leave
blank

SECTION B

Answer ALL SEVEN questions.

Write your answers in the spaces provided.

You must write down all stages in your working.

1. Complete the table by writing a sensible unit for each measurement.

Measurement	Metric unit	Imperial unit
The distance from London to Birmingham	kilometres
The length of a football pitch	yards
The weight of a bag of sweets	ounces

(Total 3 marks)

Q1

2. Here is part of a bus timetable.

County Ground	08 05
Greenbridge	08 12
Church Road	08 18
Crown Inn	08 27
School	08 32

- (a) Write down the time the bus should be at Greenbridge.

.....
(1)

- (b) Write down the time, in minutes, it should take the bus to travel from County Ground to Church Road.

..... minutes
(1)

Catherine arrives at the Crown Inn bus stop at 08 19

- (c) How many minutes should she have to wait for the bus?

..... minutes
(1)

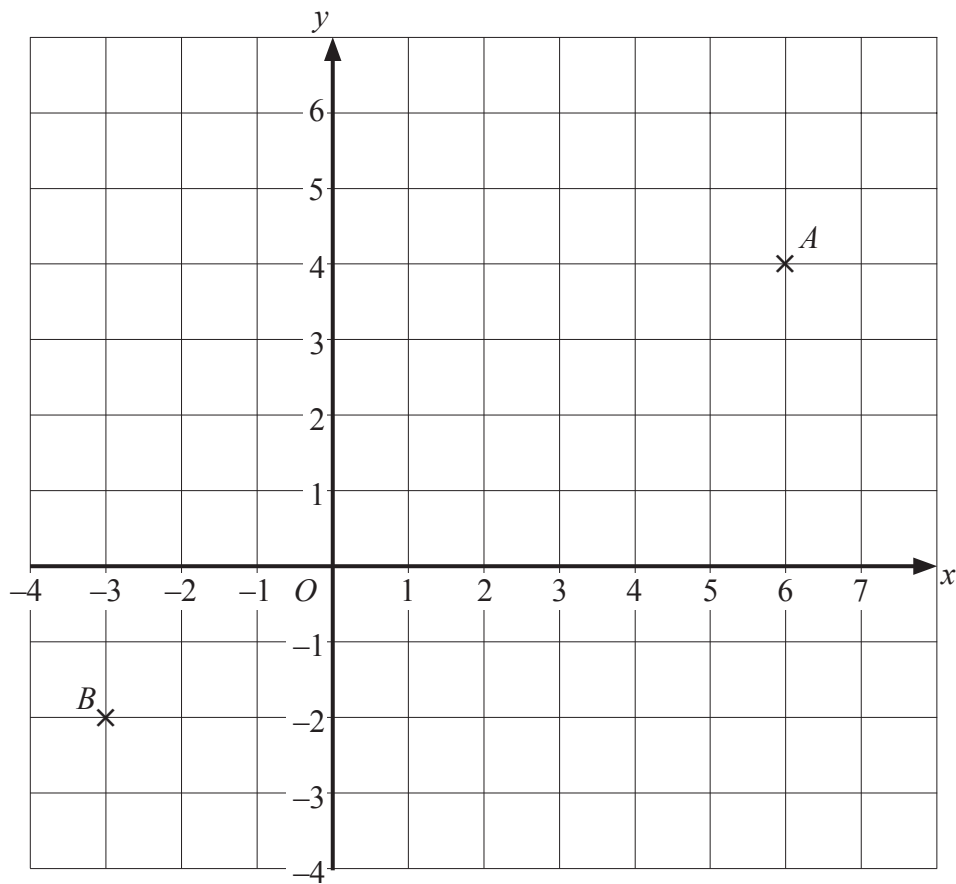
(Total 3 marks)

Q2



Leave blank

3.



(a) Write down the coordinates of A .

(.....,)
(1)

(b) Write down the coordinates of B .

(.....,)
(1)

(c) On the grid, plot the point $(4, -3)$.
Label this point with the letter C .

(1)

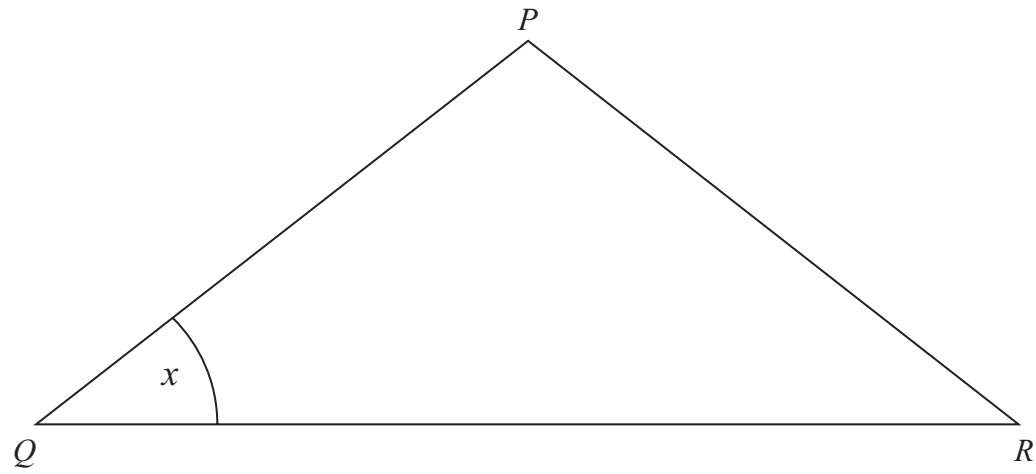
Q3

(Total 3 marks)



Leave blank

4.



(a) Measure the length, in centimetres, of QR .

..... cm
(1)

(b) Measure the size of angle x .

.....°
(1)

(Total 2 marks)

Q4

5. Write these fractions in order of size.

$\frac{1}{4}$ $\frac{2}{3}$ $\frac{3}{8}$ $\frac{1}{12}$

Start with the smallest fraction.

.....

(Total 2 marks)

Q5



N 2 5 8 8 1 A 0 5 0 8

Leave blank

6. The pie chart gives some information about how Sam spends her money.

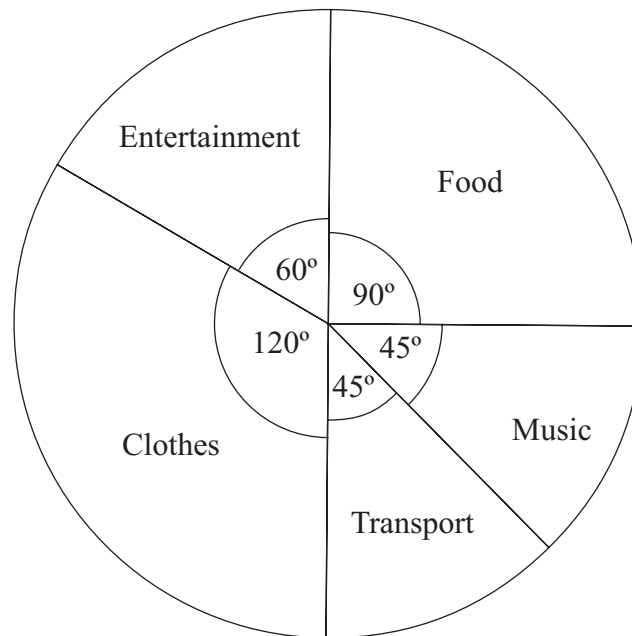


Diagram **NOT** accurately drawn

(a) What fraction of her money does Sam spend on food?

.....
(1)

Sam spends £480

(b) Work out how much money Sam spends on clothes.

£
(2)

(Total 3 marks)

Q6



7. A model is made of a car.

The length of the model is 70 cm.
The length of the real car is 3.5 metres.

Work out the ratio of the length of the model to the length of the real car.
Give your ratio in the form $1 : n$

Leave
blank

Q7

.....
(Total 3 marks)

TOTAL FOR SECTION B: 19 MARKS
TOTAL FOR PAPER: 38 MARKS

END



BLANK PAGE

