

Centre No.						Paper Reference						Surname	Initial(s)	
Candidate No.						5	5	3	4	/	1	4	Signature	

Paper Reference(s)

5534/14

Edexcel GCSE

Mathematics B – 1388

Paper 14 (Non-Calculator)

Foundation Tier

Monday 4 June 2007 – Afternoon

Time: 1 hour

Examiner's use only

--	--	--

Team Leader's use only

--	--	--



Materials required for examination

Ruler graduated in centimetres and millimetres, protractor, compasses, pen, HB pencil, eraser.
Tracing paper may be used.

Items included with question papers

Nil

Instructions to Candidates

In the boxes above, write your centre number, candidate number, your surname, initials and signature.

Check that you have the correct question paper.

Answer ALL the questions. Write your answers in the spaces provided in this question paper.

You must NOT write on the formulae page. Anything you write on the formulae page will gain NO credit.

If you need more space to complete your answer to any question, use additional answer sheets.

Information for Candidates

The marks for individual questions and the parts of questions are shown in round brackets: e.g. (2).

There are 20 questions in this question paper. The total mark for this paper is 62.

There are 20 pages in this question paper. Any blank pages are indicated.

Calculators must not be used.

Advice to Candidates

Show all stages in any calculations.

Work steadily through the paper. Do not spend too long on one question.

If you cannot answer a question, leave it and attempt the next one.

Return at the end to those you have left out.

This publication may be reproduced only in accordance with Edexcel Limited copyright policy.
©2007 Edexcel Limited.

Printer's Log. No.
N25771A

W850/R5534/57570 6/6/6/



Turn over

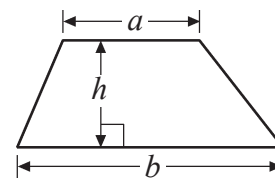
edexcel 
advancing learning, changing lives

GCSE Mathematics 1387/8

Formulae: Foundation Tier

**You must not write on this formulae page.
Anything you write on this formulae page will gain NO credit.**

Area of trapezium = $\frac{1}{2}(a+b)h$



Leave
blank

Answer ALL TWENTY questions.

Write your answers in the spaces provided.

You must write down all stages in your working.

You must NOT use a calculator.

1. Write these numbers in order of size.
Start with the smallest number.

35 67 27 118 42

Q1

.....
(Total 1 mark)


3

Turn over



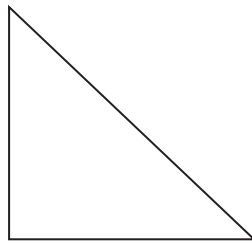
Leave blank

2. (a) In the circle, draw a diameter.



(1)

(b) In the triangle, mark the right angle with a letter *R*.



(1)

(c) In the space below, draw a rectangle.

(1)




Q2

(Total 3 marks)



Leave
blank

3. The pictogram shows the numbers of loaves of bread made by Miss Smith, Mr Jones and Mrs Gray.

Miss Smith	
Mr Jones	
Mrs Gray	
Ms Shah	
Mr Khan	

 represents 20 loaves of bread

- (a) Write down the number of loaves of bread made by Mr Jones.

.....
(1)

- (b) Write down the number of loaves of bread made by Mrs Gray.

.....
(1)

Ms Shah made 60 loaves of bread.
Mr Khan made 90 loaves of bread.

- (c) Use this information to complete the pictogram.

(2) **Q3**

(Total 4 marks)



Leave
blank

4. (a) Write the number **seven thousand, two hundred and fifty two** in figures.

.....
(1)

(b) Write the number 3086 in words.

.....
(1)

(c) Write the number 4637 to the nearest hundred.

.....
(1)

(d) Write the value of 2 in the number 5271

.....
(1)

(Total 4 marks)

Q4

5. Work out an estimate for the value of 5.1×98

.....
(Total 2 marks)

Q5



Leave
blank

6. The table shows the percentage of each of the materials used in making a car tyre.

Material	Percentage
Natural rubber	12%
Synthetic polymers	25%
Carbon black	26%
Oil	17%
Fabric	4%
Wire	10%
Other	6%

(a) Write down the name of the material with the largest percentage.

.....
(1)

(b) Write 10% as a decimal.

.....
(1)

(c) Write 4% as a decimal.

.....
(1)

(d) Write 26% as a fraction.
Give your answer in its simplest form.

.....
(2)

(Total 5 marks)

Q6

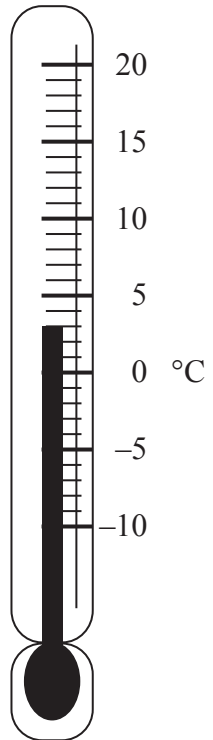
7

Turn over



Leave blank

7.



(a) Write down the temperature shown on the thermometer.

..... °C
(1)

The temperature falls by 8°C.

(b) Work out the new temperature.

..... °C
(1)

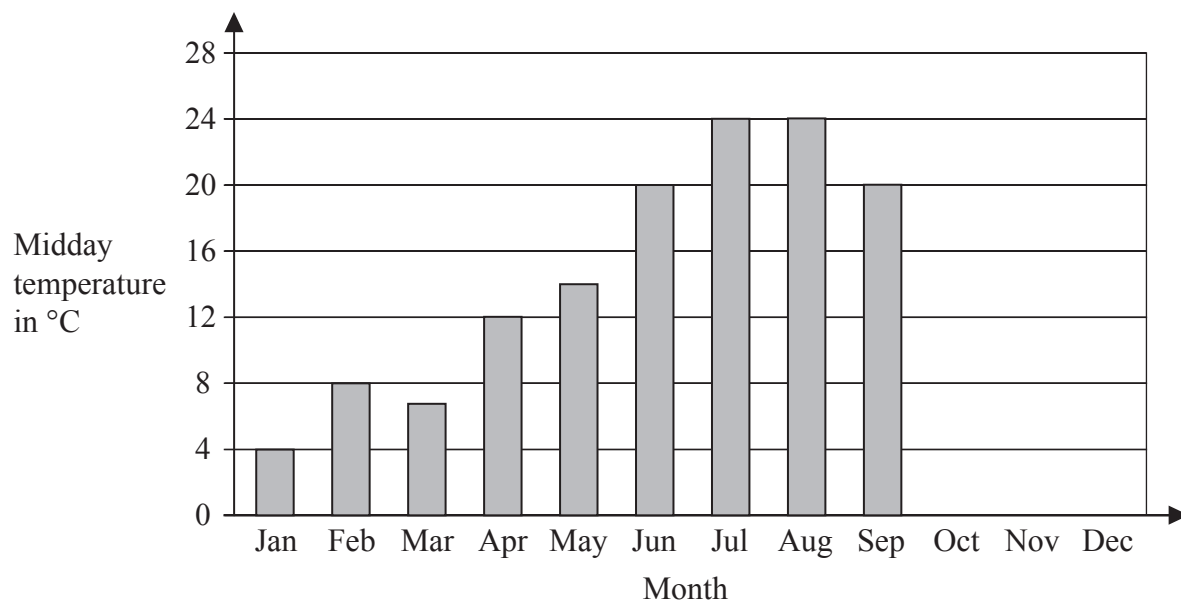
(Total 2 marks)

Q7



Leave blank

8. The bar chart shows some information about the midday temperature in Halifax on the first day of some months last year.



Here are the midday temperatures on the first day of October, November and December.

October 12°C
November 8°C
December 6°C

(a) Complete the bar chart to show this information. (2)

(b) Which two bars show the highest temperatures?
..... and (1)

(c) Work out the range of the temperatures shown on the bar chart.
..... °C (1)

(d) Describe what happened to the temperatures on the bar chart between March and July.
..... (1)

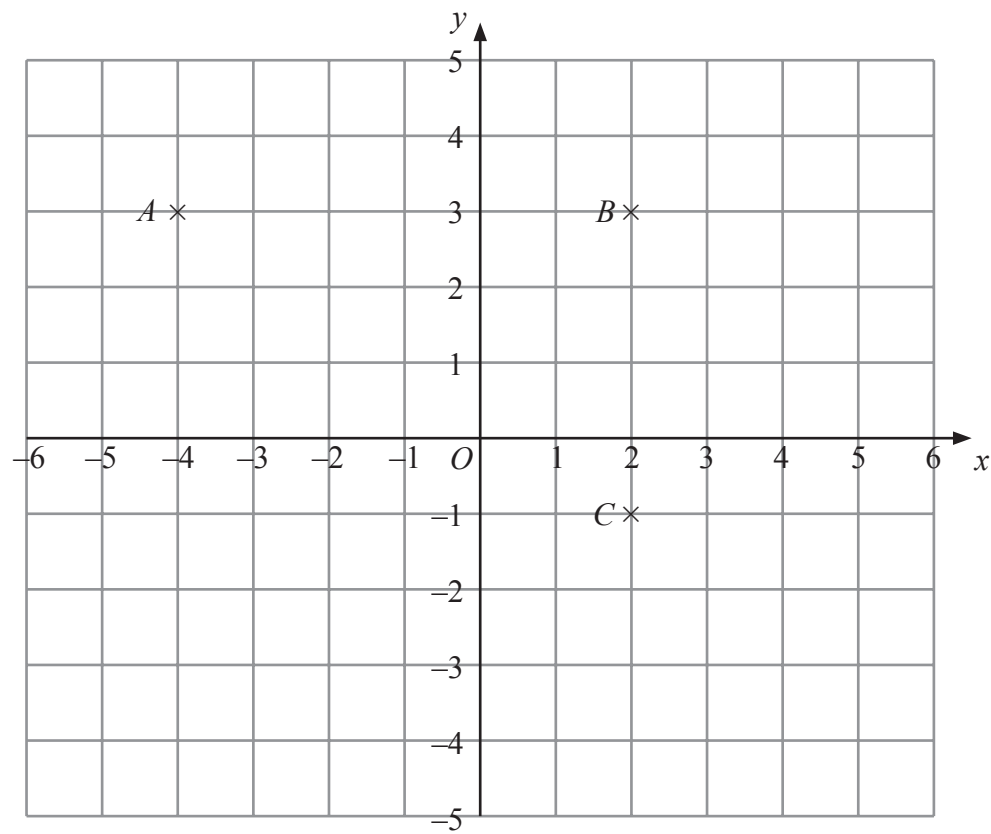
(Total 5 marks)

Q8



Leave blank

9.



(a) Write down the coordinates of the point

(i) A ,

(.....,) (2)

(ii) C .

(.....,) (2)

(b) (i) On the grid, mark the point D so that $ABCD$ is a rectangle.

(ii) Write down the coordinates of D .

(.....,) (2)


(Total 4 marks)

Q9



Leave
blank


10. (a)



Shade **one** more square to make a pattern with 1 line of symmetry.

(1)

(b)



Shade **one** more square to make a pattern with rotational symmetry of order 2

(1)

Q10

(Total 2 marks)

11

Turn over



N 2 5 7 7 1 A 0 1 1 2 0

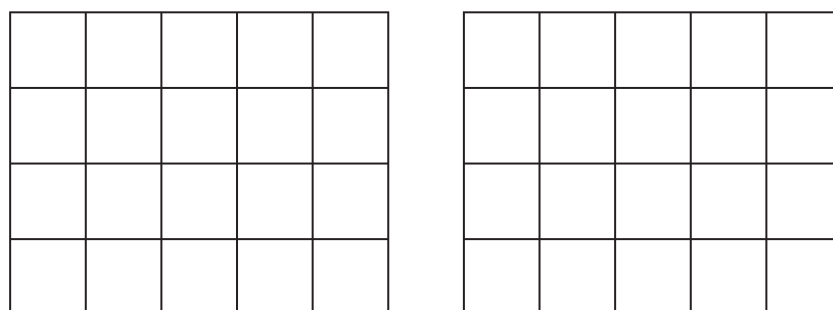
11. A full glass of water holds $\frac{1}{6}$ of a bottle of water.
 How many glasses of water can be filled from $2\frac{1}{2}$ bottles of water?

Leave blank

.....
(Total 3 marks)

Q11

12. Here are two fractions $\frac{3}{4}$ and $\frac{4}{5}$
 Which is the larger fraction?
 You must show your working to explain your answer.
 You may use the grids to help with your explanation.



..... is the larger fraction
(Total 3 marks)

Q12



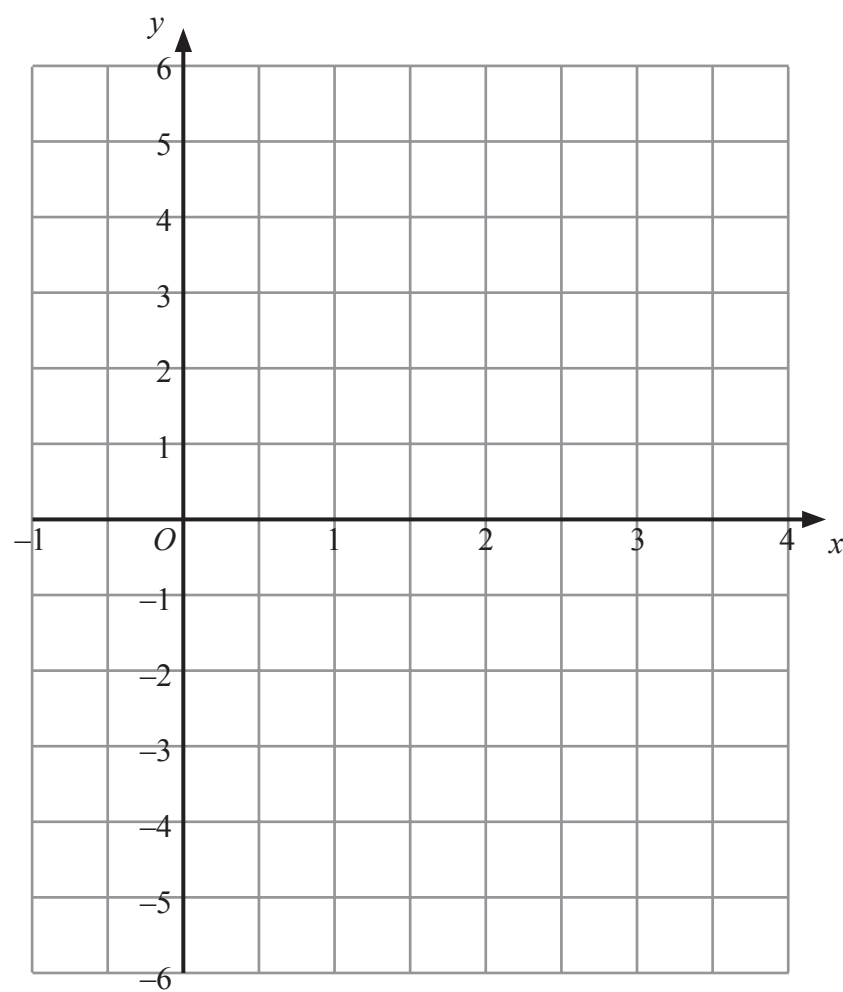
Leave blank

13. (a) Complete the table of values for $y = 2x - 3$

x	-1	0	1	2	3	4
y		-3	-1			

(2)

(b) On the grid, draw the graph of $y = 2x - 3$



(2)

Q13

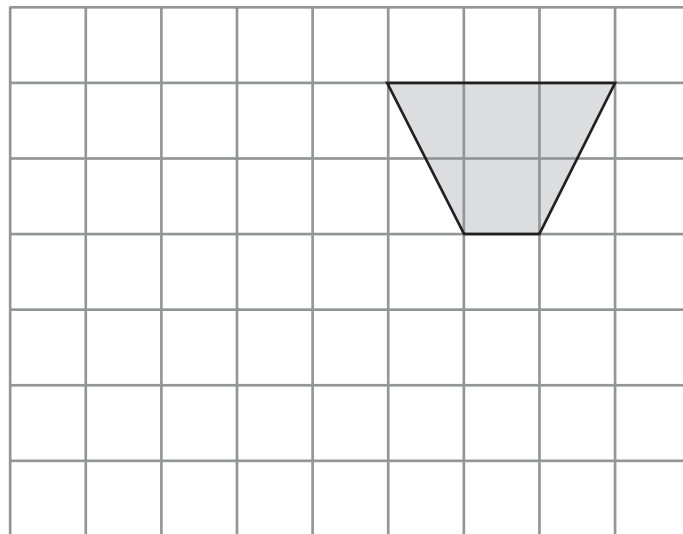
(Total 4 marks)



Leave blank

14. On the grid, show how this shape tessellates.

You should draw at least 6 shapes.



Q14

(Total 2 marks)

15. (a) Simplify $a+a+a+a$

.....
(1)

(b) Simplify $3 \times b \times 4$

.....
(1)

(c) Factorise $x^2 - 6x$

.....
(2)

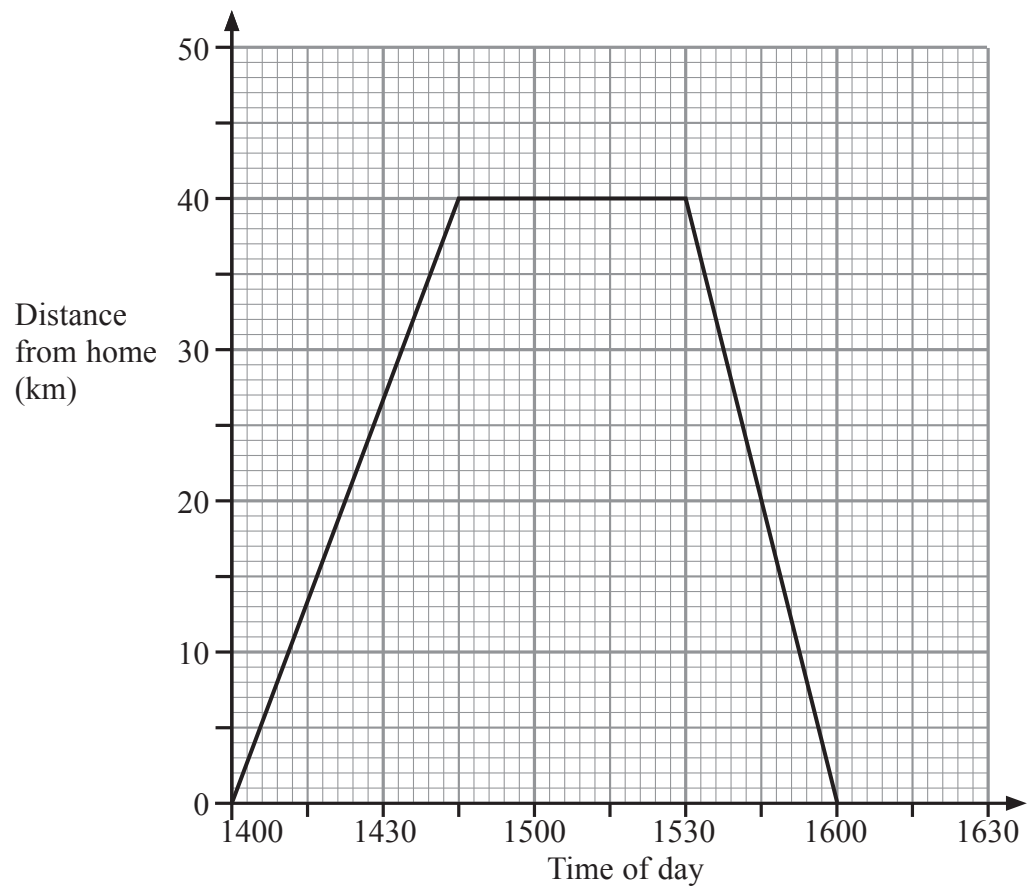
Q15

(Total 4 marks)



Leave
blank

16. Judy drove from her home to the airport.
She waited at the airport.
Then she drove home.
Here is the distance-time graph for Judy's complete journey.



- (a) What is the distance from Judy's home to the airport?

..... km
(1)

- (b) For how many minutes did Judy wait at the airport?

..... minutes
(1)

- (c) Work out Judy's average speed on her journey home from the airport.
Give your answer in kilometres per hour.

..... kilometres per hour
(2)

(Total 4 marks)

Q16

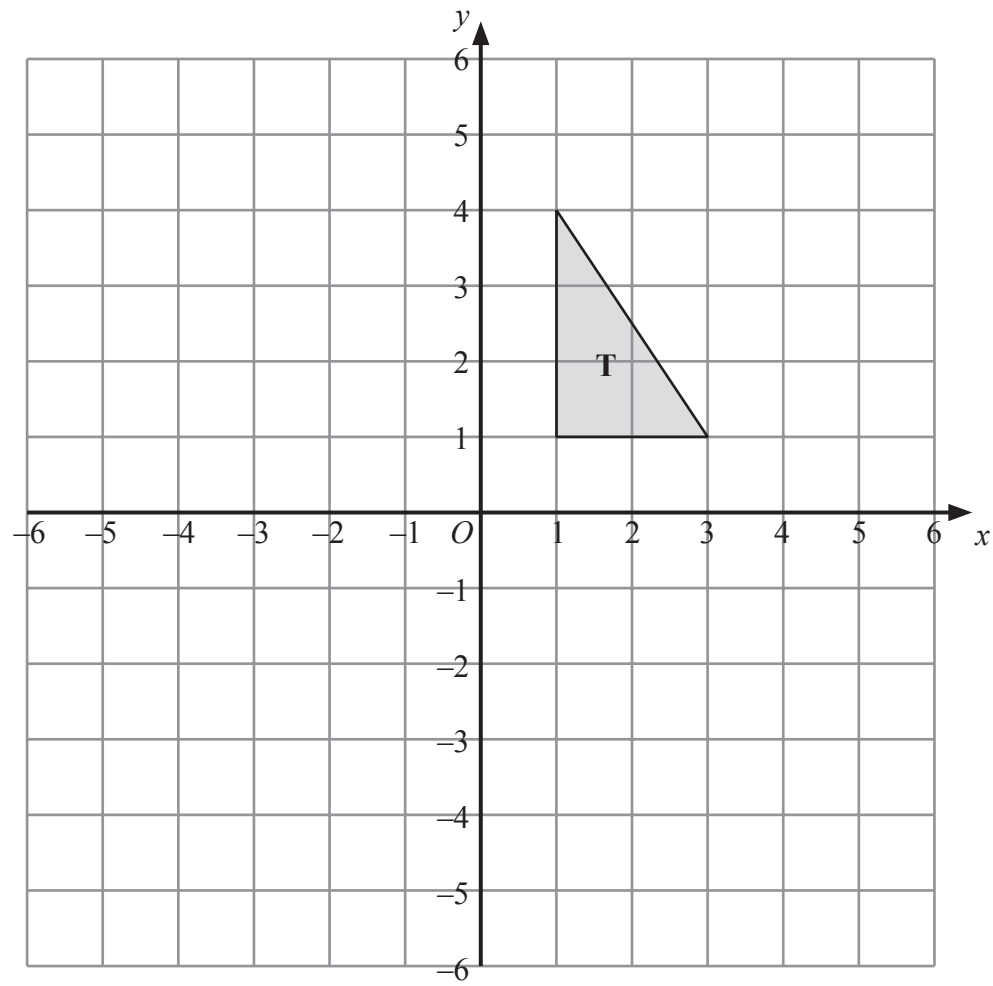
15

Turn over



N 2 5 7 7 1 A 0 1 5 2 0

17.



Triangle **T** has been drawn on the grid.

Reflect triangle **T** in the y -axis.
Label the new triangle **A**.

(Total 1 mark)

Leave
blank

Q17



18. Solve $5(x + 2) = 19$

Leave
blank

$x = \dots\dots\dots$
(Total 3 marks)

Q18

19. The cost of 9 sweets is 36p.
The cost of each sweet is the same.

Work out the cost of 6 of these sweets.

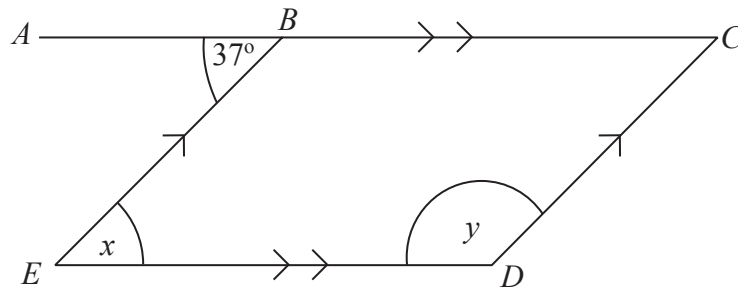
$\dots\dots\dots$ p
(Total 2 marks)

Q19



20.

Diagram **NOT** accurately drawn



ABC is a straight line.
ABC is parallel to *ED*.
BCDE is a parallelogram.

(a) (i) Write down the size of angle *x*.

..... °

(ii) Give a reason for your answer.

..... (2)

(b) Work out the size of angle *y*.

..... °
 (2)

(Total 4 marks)

Q20

TOTAL FOR PAPER: 62 MARKS

END



BLANK PAGE



N 2 5 7 7 1 A 0 1 9 2 0

BLANK PAGE

