

Surname					Other Names				
Centre Number					Candidate Number				
Candidate Signature									

Leave blank
-------------

General Certificate of Secondary Education  
June 2004



**MATHEMATICS (MODULAR) (SPECIFICATION B) 33001/FA**  
**Module 1 Foundation Tier Section A**

Thursday 17 June 2004 1.30 pm to 1.55 pm

**F**

<p><b>In addition to this paper you will require:</b></p> <ul style="list-style-type: none"> <li>• a calculator</li> <li>• mathematical instruments</li> <li>• a treasury tag.</li> </ul>	
---	--

For Examiner's Use			
Section A		Section B	
Number	Mark	Number	Mark
1		6	
2		7	
3		8	
4		9	
5			
Total Section A			
Total Section B			
TOTAL			
Examiner's Initials			

Time allowed for Section A: 25 minutes

**Instructions**

- Use blue or black ink or ball-point pen. Draw diagrams in pencil.
- Fill in the boxes at the top of this page.
- Answer **all** questions in the spaces provided.
- Do all rough work in this booklet.
- This paper is divided into **two** sections: Section A and Section B.
- After the 25 minutes allowed for Section A, you must put your calculator on the floor under your seat. You will then be given Section B.
- When you have answered Section B you may work again on Section A but you may **not** use your calculator. It must remain on the floor under your seat.
- At the end of the examination tag Section A and Section B together with Section A on top.

**Information**

- The maximum mark for Section A is 20.
- Mark allocations are shown in brackets.
- Additional answer paper and graph paper will be issued on request and must be tagged securely to this answer booklet.
- You are expected to use a calculator where appropriate.

**Advice**

- In all calculations, show clearly how you work out your answer.

---

Answer **all** questions in the spaces provided.

---

**1** The number of aircraft landing at an airport each hour is shown below.

2    3    8    5    6    10    4    9    4    11    4

(a) Find the median of these numbers.

.....  
.....

Answer ..... (2 marks)

(b) Write down the mode of these numbers.

.....

Answer ..... (1 mark)

(c) Work out the range of these numbers.

.....

Answer ..... (1 mark)


(d) Calculate the mean of these numbers.

.....  
.....  
.....

Answer ..... (3 marks)



2 A fair six-sided dice is thrown once.

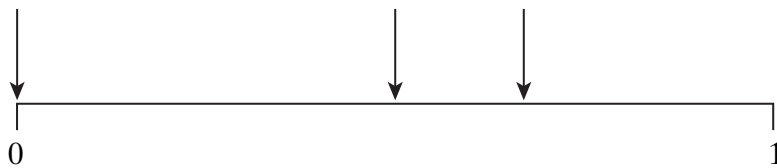


The probabilities of the following events have been marked on the probability scale below.

A: An even number is thrown.

B: A '7' is thrown.

C: A number less than 5 is thrown.



Label each arrow with the letter to show which event it represents.

(3 marks)



**TURN OVER FOR THE NEXT QUESTION**

Turn over ►

3 The table shows the type of heating used in 80 houses.

Type of heating	Number of houses
Gas	36
Electricity	30
Oil	10
Coal	4

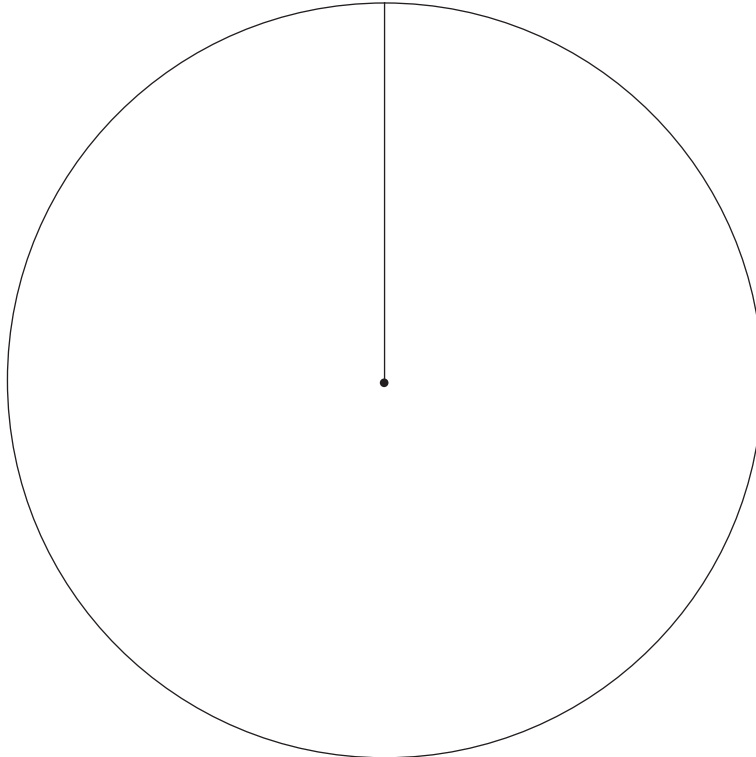
Draw and label a pie chart to represent this information.

.....

.....

.....

.....



(4 marks)



- 4 The stem and leaf diagram shows the number of miles travelled by a salesman each day for 14 days.

Key      5 | 2 represents 52 miles

1	2 3
2	3 6
3	5 7 7 8
4	1 3 4 8
5	2 5

On how many days did the salesman travel between 25 and 50 miles?

.....

.....

Answer ..... (2 marks)

○  
—  
2

**TURN OVER FOR THE NEXT QUESTION**

**Turn over** ►

- 5 A biased spinner has sections numbered 1, 2, 3, 4 and 5.  
The table shows the probabilities of the spinner landing on some of the numbers.

<b>Number</b>	1	2	3	4	5
<b>Probability</b>	0.04		0.43	0.23	0.12

- (a) Calculate the missing probability in the table.

.....  
 .....  
 .....

Answer ..... (2 marks)

- (b) Calculate the probability that the spinner lands on a number greater than 2.

.....  
 .....  
 .....

Answer ..... (2 marks)



**END OF SECTION A**

**THERE ARE NO QUESTIONS PRINTED ON THIS PAGE**

**THERE ARE NO QUESTIONS PRINTED ON THIS PAGE**