



F

**GENERAL CERTIFICATE OF SECONDARY EDUCATION
INFORMATION AND COMMUNICATION
TECHNOLOGY**

2357/01

Paper 1 (Foundation Tier)

**Monday 13 June 2011
Afternoon**

Duration: 1 hour

Candidates answer on the question paper.

OCR supplied materials:

None

Other materials required:

None



Candidate forename		Candidate surname	
--------------------	--	-------------------	--

Centre number						Candidate number				
---------------	--	--	--	--	--	------------------	--	--	--	--

MODIFIED LANGUAGE

INSTRUCTIONS TO CANDIDATES

- Write your name, centre number and candidate number in the boxes above. Please write clearly and in capital letters.
- Use black ink. Pencil may be used for graphs and diagrams only.
- Read each question carefully. Make sure you know what you have to do before starting your answer.
- Write your answer to each question in the space provided. Additional paper may be used if necessary but you must clearly show your candidate number, centre number and question number(s).
- Answer **all** the questions.
- Do **not** write in the bar codes.

INFORMATION FOR CANDIDATES

- The number of marks is given in brackets [] at the end of each question or part question.
- The total number of marks for this paper is **60**.
- No marks will be awarded for using brand names of software packages or hardware.
- This document consists of **12** pages. Any blank pages are indicated.

BLANK PAGE

PLEASE DO NOT WRITE ON THIS PAGE

- 1 Tick **one** box in each row to choose the most appropriate software to use for the task.

Task	Word processor (✓)	Spreadsheet (✓)	Computer Aided Design (CAD) (✓)	Data logging (✓)
Calculating the costs of a trip				
Collecting readings from sensors				
Creating a 3D model of an object				
Writing a letter				

[4]

- 2 Tick **one** box in each row to show whether the item is hardware or software.

Item	Hardware (✓)	Software (✓)
CD drive		
Mouse		
Web browser		

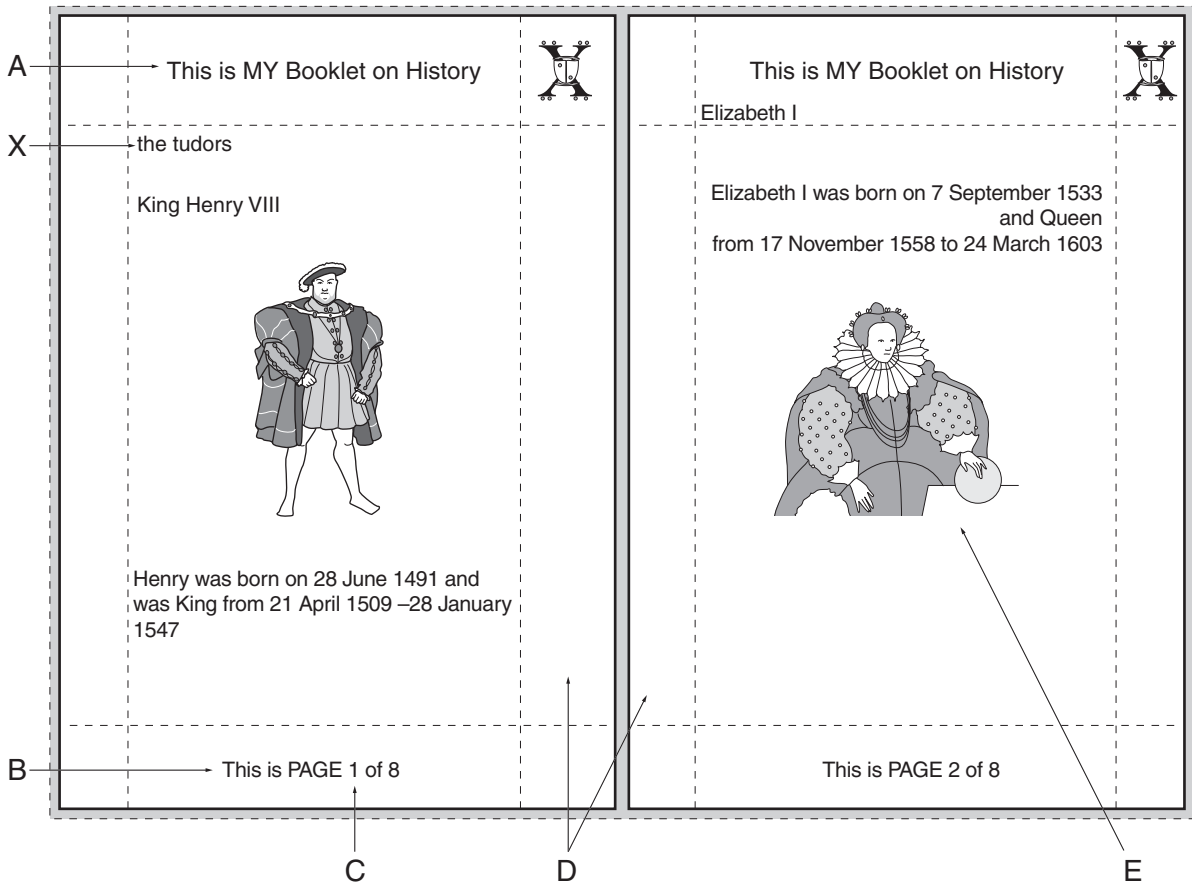
[3]

- 3 Draw a line from each of the processes to the task it describes.

Process	Task
Editing	Moving data from one document to another
Exporting	Correcting a spelling mistake
Formatting	Changing the appearance of text in a document

[3]

4 Iqbal is making a booklet about Kings and Queens. Here are two pages from Iqbal's eight-page booklet.



(a) Tick **one** box in each row to identify the feature shown by the letters A to E.

	Header (✓)	Footer (✓)	Page number (✓)	Graphic (✓)	Margin (✓)
A					
B					
C					
D					
E					

[5]

- (b) The title at X is not well presented.
Give **three** ways in which the display of the title could be improved.

Way 1

.....

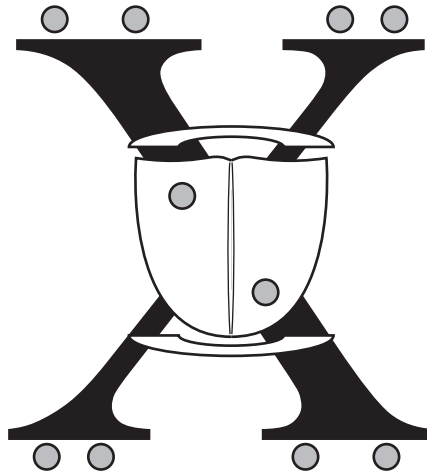
Way 2

.....

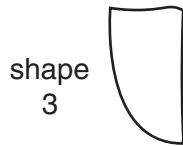
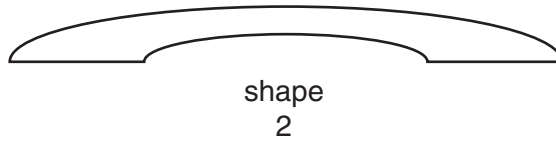

Way 3

..... [3]

(c) Iqbal included this image in the booklet.



Iqbal used the shapes below to create the image:



Complete the sentences below to show the different graphics tools Iqbal has used. The first one has been done for you.

- Tool **Copy and Paste** was used on shape **1**
- Tool was used on shape
- Tool was used on shape
- Tool was used on shape

[6]

5 Tick **one** box in each row to show whether the statement is True or False.

Statement	True (✓)	False (✓)
Hackers cannot delete encrypted files		
Using the same password for everything makes it safer		
You must write down your password in case you forget it		
Your password must be changed regularly		
Your user ID must always contain your name		

[5]

- 6 Brian uses a database to store some information about himself and his friends. Part of the database is shown here.

ID no.	Name	Gender	Weight (Kg)	Height (m)	Eye Colour	Hair Colour
1	Hardeep	M	77	1.65	brown	brown
2	Rowena	F	65	1.60	brown	brown
3	Sue	F	64	1.45	blue	blonde
4	Steve	M	71	1.88	brown	brown
5	Mike	M	68	1.89	brown	brown
6	Andy	M	70	1.75	brown	grey
7	Roger	M	69	1.74	brown	brown
8	Andrew	M	77	1.84	brown	brown
9	Chris	M	64	1.70	brown	black
10	Carole	F	66	1.66	blue	brown
11	Kia	F	61	1.60	brown	brown
12	Brian	M	75	1.69	blue-green	grey
13	Norman	M	69	1.70	brown	brown
14	Dave	M	71	1.85	brown	black
15	Baljinder	M	87	1.54	brown	brown
16	Barry	M	70	1.60	brown	black
17	Asif	M	65	1.65	brown	black
18	Aysha	F	66	1.45	brown	brown
19	Alan	M	65	1.60	brown	brown
20	Nic	M	72	1.73	brown	brown

- (a) How many records are shown?

..... [1]

- (b) Brian uses his database software to show the list with the females first, in alphabetical order of name.

- (i) Explain how he does this.

.....

 [4]

(ii) What is the height of the person who is now at the top of the list?

..... [1]

(c) Brian searches his database.

Write a suitable query to find all of his friends who are exactly 1.6m tall, have blue eyes and weigh less than 70Kg.

.....
..... [4]

(d) Identify the field in Brian's database that would be suitable as a key field and state why it is suitable.

Field

Reason.....

..... [2]

(e) The data was verified and validated when it was entered into the database.

(i) Why is verification carried out?

.....
.....
.....
..... [2]

(ii) Give **one** method in which Brian would verify his data entries.

.....
..... [1]

(iii) Give **one** reason why validation checks are made on the data as it is entered.

.....
..... [1]

(iv) Describe **one** validation check that could be made as data is entered into the height field.

.....
.....
.....
..... [2]

7 The pictures show three different types of printer.



colour inkjet printer



laser printer



dot matrix printer

(a) Identify a workplace where the dot matrix printer would be suitable for use and give a reason.

Workplace

Reason [2]

(b) Give **two** reasons why colour inkjet printers are often used in homes.

Reason 1

.....

Reason 2

..... [2]

(c) State **one** advantage of using a laser printer.

.....

..... [1]

9 Give **two** advantages and **two** disadvantages of using computer simulations for training people to be aircraft pilots.

Advantage 1

.....

Advantage 2

.....

Disadvantage 1

.....

Disadvantage 2

..... [4]



Copyright Information

OCR is committed to seeking permission to reproduce all third-party content that it uses in its assessment materials. OCR has attempted to identify and contact all copyright holders whose work is used in this paper. To avoid the issue of disclosure of answer-related information to candidates, all copyright acknowledgements are reproduced in the OCR Copyright Acknowledgements Booklet. This is produced for each series of examinations and is freely available to download from our public website (www.ocr.org.uk) after the live examination series.

If OCR has unwittingly failed to correctly acknowledge or clear any third-party content in this assessment material, OCR will be happy to correct its mistake at the earliest possible opportunity.

For queries or further information please contact the Copyright Team, First Floor, 9 Hills Road, Cambridge CB2 1GE.

OCR is part of the Cambridge Assessment Group; Cambridge Assessment is the brand name of University of Cambridge Local Examinations Syndicate (UCLES), which is itself a department of the University of Cambridge.