

Surname	Centre Number	Candidate Number
Other Names		0



GCSE

4311/01

HOME ECONOMICS: TEXTILES

UNIT 1: Principles of Textiles and Fashion

P.M. FRIDAY, 14 June 2013

1½ hours

For Examiner's use only	
Question	Mark Awarded
1.	
2.	
3.	
4.	
5.	
6.	
7.	
8.	
Total	

ADDITIONAL MATERIALS

Coloured pens/pencils.

INSTRUCTIONS TO CANDIDATES

Use black ink or black ball-point pen.

Write your name, centre number and candidate number in the spaces at the top of this page.

Answer **all** questions.

Write your answers in the spaces provided in this booklet. Where the space is not sufficient for your answer, continue the answer at the back of the book, taking care to number the question(s) correctly.

INFORMATION FOR CANDIDATES

The maximum mark for this paper is 80.

The number of marks is given in brackets at the end of each question or part-question.

You are reminded of the necessity for good English and orderly presentation in your answers.

Answer all questions in the spaces provided.

1. (a) Tick [✓] the box next to **each** statement to show if it is **TRUE** or **FALSE**. [3]

	TRUE	FALSE
(i) A crewel needle is used for embroidery.		
(ii) A bodkin is used to unpick incorrect stitching.		
(iii) A betweens needle is a very short needle.		

- (b) Use the words in the box to complete the sentences below. [5]


warm	cool	dyes	absorbent	lustre
-------------	-------------	-------------	------------------	---------------

- (i) Cotton is used for T shirts because it is to wear and well.
- (ii) Linen is used for tea-towels because it is very
- (iii) Wool is used for jumpers because it is very
- (iv) Silk is used for evening wear because it has good and drape.

2. **Underline** the odd one out in the following lists. Give **one** reason for your choice. [4]

- (i) feather stitch Reason
- hemming stitch
- chain stitch
- (ii) back stitch Reason
- tacking stitch
- tailor tacks



3. (a) Label the **two** sets of threads on the diagram of a woven fabric, shown below. [2]



(i)

(ii)

(b) Name **each** weave shown below. [3]



(i)

(ii)

(iii)

(c) Name **two other** ways of constructing fabric. [2]

(i)

(ii)

(d) State **three** reasons why it is important to know how a fabric has been constructed. [3]

(i)

.....

(ii)

.....

(iii)

.....

4. (a) Name a **different** fastening for **each** of the following textile items. [2]

(i) Duvet cover

Type of fastening

(ii) School shirt

Type of fastening

(b) Give **three** reasons why Velcro is very useful for children’s wear. [3]

(i)

(ii)

(iii)

(c) Describe an **open ended zip** and explain why and where one may be used. [4]

.....
.....
.....
.....
.....
.....
.....
.....
.....
.....
.....
.....
.....

5. You have been asked to design and make an **educational** textile item for your local playgroup.

(a) Sketch your chosen item and annotate the design to show the selection of fabric(s), colours and textile techniques. [6]

(b) Suggest how your design could aid children's development. [2]

.....

.....

.....

.....

(c) The following label is sometimes found on children's toys.
Name the label and explain its meaning.

[3]



(i) Name of label

(ii) Meaning

.....

(d) Describe how you would ensure that the item you have designed will be safe for a child to use. [3]

.....

.....

.....

.....

.....

.....

.....

.....

.....

.....

.....

.....

.....

.....

.....

.....

.....

.....

.....

.....

.....

.....

.....

6. Hats are currently a popular fashion accessory.

(a) Using a labelled diagram, design a hat suitable for the teenage market that includes a **decorative feature**. [5]

(b) Produce a simple flow chart to show how you would complete your **chosen decorative feature**. [4]

.....

.....

.....

.....

.....

.....

.....

.....

.....

.....

.....

.....

.....

.....

.....

.....

(c) Discuss the reasons why different types of hats and headwear are worn.

[6]

Examiner
only

A series of horizontal dotted lines provided for the student to write their answer to the question.

