

Surname	Centre Number	Candidate Number
Other Names		0



**GCSE**

4311/01

**HOME ECONOMICS: TEXTILES**

**UNIT 1: PRINCIPLES OF TEXTILES AND FASHION**

A.M. MONDAY, 11 June 2012

1½ hours

For Examiner's use only	
Question	Mark Awarded
1.	
2.	
3.	
4.	
5.	
6.	
7.	
8.	
<b>Total</b>	

4311  
010001

**ADDITIONAL MATERIALS**

Coloured pens/pencils.

**INSTRUCTIONS TO CANDIDATES**

Use black ink or black ball-point pen.

Write your name, centre number and candidate number in the spaces at the top of this page.

Answer **all** questions.

Write your answers in the spaces provided in this booklet. Where the space is not sufficient for your answer, continue the answer at the back of the book, taking care to number the continuation correctly.

**INFORMATION FOR CANDIDATES**

The number of marks is given in brackets at the end of each question or part-question.

*Answer all questions in the spaces provided.*

1. (a) Tick [✓] the box next to each statement to show if it is **True** or **False**. [3]

	TRUE	FALSE
(i) Nylon is a natural fibre.		
(ii) Warp threads run parallel with the selvedge.		
(iii) Vilene is used to stiffen fabrics.		

- (b) Using the correct words from the box below, complete the following paragraph. [3]

<b>fabric      blended      fibres      rayon      twill</b>
--

Yarn is made by twisting or spinning ..... together.

This is then made into a ..... by weaving or knitting.

Sometimes two different yarns are woven together and this is called a ..... fabric.

2. Underline the odd one out in the following lists. [4]

Give **one** reason for your choice.

- (i) tie dye  
batik  
applique

Reason .....

.....

- (ii) pleats  
zip  
velcro

Reason .....

.....

3. Name **each** garment shown below and state the country of origin.

[4]



(i) Name of garment .....

Country of origin .....

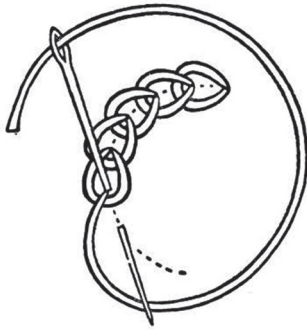


(ii) Name of garment .....

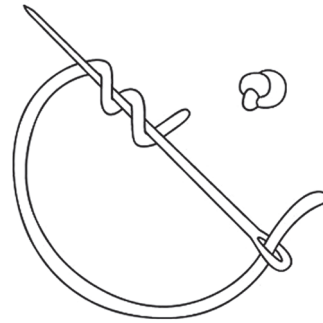
Country of origin .....

4. (a) Hand embroidery is still a popular craft.  
Name each embroidery stitch shown below.

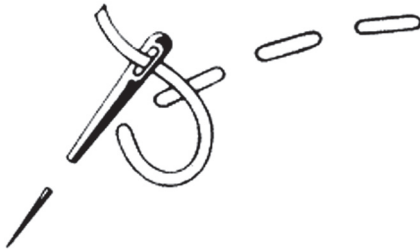
[4]




(i) .....



(ii) .....



(iii) .....



(iv) .....

- (b) Using a combination of any **three** of the above hand embroidery stitches, design a simple motif **in colour** to be used as a decorative feature for a child's garment. [5]





6. Jo is going on a school walking/camping trip to the countryside.

(a) State what information Jo needs to know before choosing the items needed to take on the trip. [3]

.....

.....

.....

.....

.....

.....

(b) Sketch an item of clothing suitable for Jo's trip. [8]  
Suggest a suitable fabric for the item and annotate the sketch to show the main design features.

















**Acknowledgements**

Image, top of page 3 - Shutterstock ©Whytock

Image, bottom of page 3 - Shutterstock ©Takayuki