
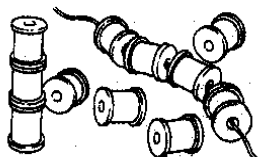
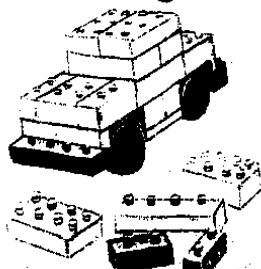
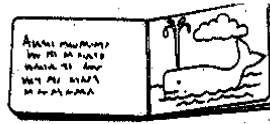



<p>been cut up for her.</p>	
<p>Nursery rhymes / actions</p>	
<p>Demilyn likes doing these sort of things and moves all parts of her body quite a lot.</p>	<p>Sam likes to sing along but will not move his body parts very much.</p>
<p>Drawing.</p>	
<p>Demilyn does not hold the pencil quite properly and she is not very steady with her hand.</p>	<p>Sam likes drawing, he is steady with his hand and has better control over the</p>

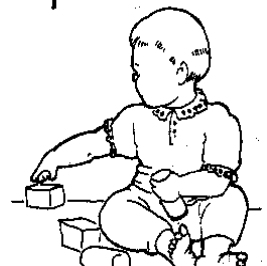

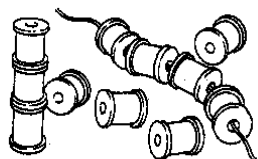
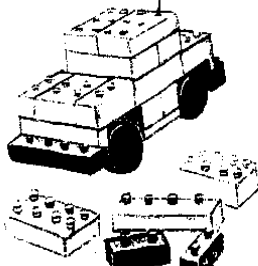


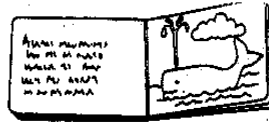


<p>She cannot draw anything meaningful eg. a tree or dog.</p>	<p>Demilyn can pencil than when he is asked to draw e.g a tree the drawing does look like a tree</p>
---	--

Dressing / undressing

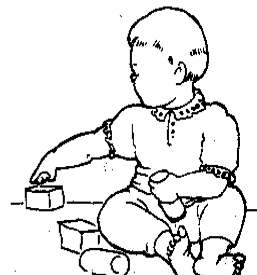

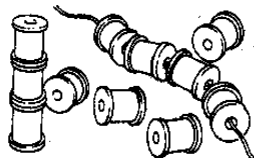

<p>Demilyn uses both her hands, she needs help with ties and buttons but when it comes to opening</p>	<p>In this area Sam is the same as Demilyn in what he can do.</p>
---	---

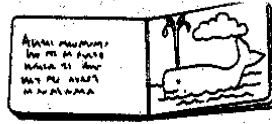




them, she can do it.	
-------------------------	--

I found out that mainly Demilyn and Sam have the same capabilities, except Sam can catch a ball and Demilyn is a lot neater when eating and Sam can draw little meaningful things.

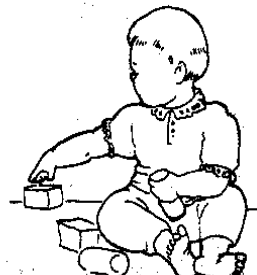

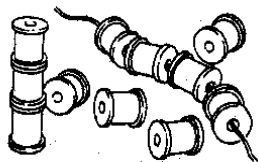
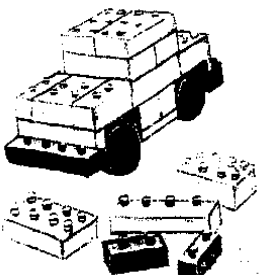


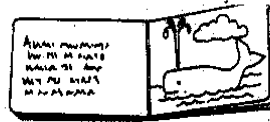



The relationship between me and Demilyn

As Demilyn is my niece I see her quite often, that made my visits/activities easier because Demilyn was use to me being around her and playing with her. With me doing these activities with Demilyn, she always wanted me there.

she enjoyed all her activities but when she got tired, she also got very moody.



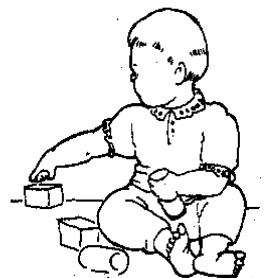

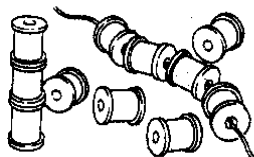
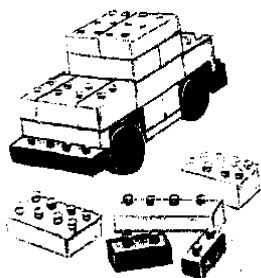


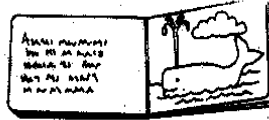

Demilyn's

Capability

Demilyn can do all basic things.

In her activities I chose drawing, Demilyn likes this, but for her age she does not cope with a pencil properly. At her age she should be able to draw something meaningful, she tries to do this but fails because she is not very steady handed. She likes to just scrawl across the page, pretending she is drawing objects e.g a tree. As you can see in her drawings I added, that she drew.





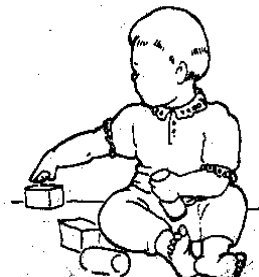

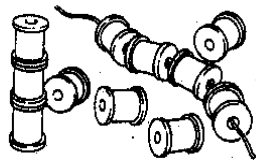
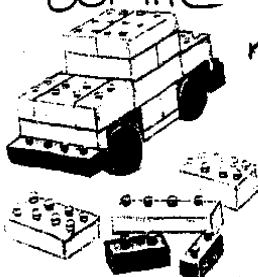
evaluation

First of all I collected background information on Demilyn about where she lived, her surroundings and her likes and dislikes.

I chose physical development for my topic to study because I knew Demilyn would like the activities involved, more than the ones involved in the other developments.

My visit (first) was quite easy going because I have always seen Demilyn regularly. The more visits that took place the easier they got because Demilyn was use to them.

I think everything went well as Demilyn cooperated with all the activities, but if I had to do it again I would use a video recorder to record the visit. Instead of using a table because I could of watched it back while I recorded my results.



From my observations of Demilyn I have found out that she can throw a ball, but could not catch it with two hands. She prefers to use her fingers when eating, she is not keen on using a fork, she enjoyed the nursery rhymes and actions activity, she cannot use a pencil very well and she ^{can} undo buttons, but not fasten them.

Demilyn is about average development looking at my research in the Task Analysis.

I should have done at least one more visit and including more detail in my planning section. My reasons for choice center have been better. I did not mention any books in the understanding, although I have used P. Minett for my research.

My methods of recording my observations worked well with the photos, drawings by Demilyn and the charts I drew up.

SAMPLE 2

Home Economics : Child Development

Mark Sheet Resource task

Centre Number Candidate Number Candidate Name date

Task Title Produce a leaflet offering advice to an expectant mother on what to avoid during pregnancy in order to keep herself and her unborn baby as healthy as possible.

Assessment Area	Maximum mark	Achieved mark	Teacher Comment
Planning	4	3	Competent plan of aches. Resources identified - although not in detail.
Execution i) organisation and skills	8	8	Worked independently. Carried out planned work to a high standard. Organised resources effectively.
ii) outcomes	4	4	Quality outcome, clear well laid out covering all aspects.
Evaluation	4	4	Identified strengths/weaknesses. Drawn conclusions, suggested some improvements.
Total	20	19	

11th November,

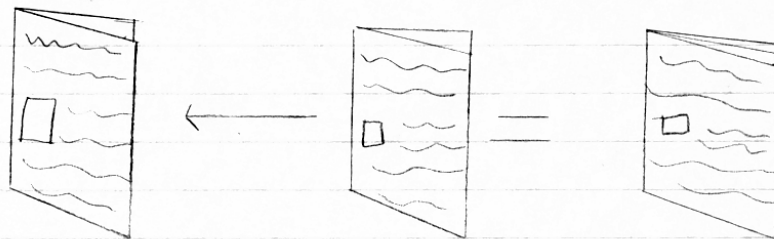
Produce a leaflet offering advice to an expectant mother on what to avoid during pregnancy in order to keep herself and her unborn baby as healthy as possible.

Plan

In my leaflet I'm going to explain to expectant mothers about what to avoid during her pregnancy. I'm going to explain about diseases and what they can do to her and her unborn baby. I'm also going to write in my leaflet about what Alcohol, Medicines, Drugs and Smoking can do to the baby. I'm going to explain them in detail and explain them carefully so the expectant mother can understand.

The Leaflet

I'm going to use 2 pieces of A4 Coloured paper. I'm going to fold the 2 pieces in half and put one sheet of paper inside the other like this :-



It will end up as a booklet and the title of the booklet will be 'The facts ^{of} what to avoid

during pregnancy'. I will do a front cover using stencils and inside the leaflet I will explain what I wrote in my plan. I will also include pictures of babies.

I am going to get my information for my leaflet from my class notes and from books and also from other leaflets. I will use scissors for cutting out pictures I get, and use glue for sticking them into my leaflet.

I will also use bright coloured pens to make my leaflet stand out.

I will staple my leaflet together.

3. Planning

logical plan, with identified resources, although not in detail.

Organisation 7.

Outcome 4.

Worked independently to a high standard.

23rd November,

Evaluation

The Strengths of my Leaflet

The good points about my leaflet is I have used coloured paper so the leaflet stands out. I have also used big writing on the leaflet so it is easier to read. I have used some good information and I have covered all the topics on drugs, smoking, alcohol, medications and diseases. I have also used cut-outs from other leaflets and have used information from my folder.

The Weaknesses of my Leaflet

The bad points about my leaflet is I could have put a bit more colour on the front of my leaflet. I could of also used a few more pictures and diagrams

I could of improved this task by finding out more information on the diseases. I also could of used a few more information diagrams to back up the information I had written. That way the mothers would know that I had got my information from books and leaflets and that way they would know that I did not make anything up.

I think my leaflet would help expectant mothers to avoid all the dangerous things

that could harm her baby. I think she would find my leaflet very helpful. I like the way I used coloured paper to make my leaflet a bit more interesting. I also used pictures of babies and a diagram of a woman and it shows the effects of smoking and alcohol.

I have used an extra piece of paper so I could add more information.

4 Evaluation

Identified strengths/weakness and suggested some improvements.

THE

FACTS OF WHAT TO
AVOID DURING
PREGNANCY



Don't drink ALCOHOL


Don't
take
DRUGS



Don't SMOKE

Don't take MEDICINES

WATCH OUT FOR DISEASES!



WHAT THE LEAFLET IS ABOUT

This Leaflet is a guide for expectant mothers on what to avoid during pregnancy. It outlines the facts on what Alcohol, Smoking, drugs and medicines can do to the baby. It also outlines the facts on what diseases can do to the baby if the mother was not vaccinated before she got pregnant.

This leaflet includes facts on -

- Alcohol
- Smoking
- drugs
- medicines

- Diseases such as
- Rubella
- Chicken - Pox
- Animal - born diseases
- Listeriosis
- HIV and Aids