

Centre Number						Candidate Number				
Surname										
Other Names										
Candidate Signature										

For Examiner's Use	
Examiner's Initials	
Question	Mark
1	
2	
TOTAL	



General Certificate of Secondary Education
Foundation Tier
June 2010

Geography (Specification B)

40353F

F

Paper 3: Investigating the Shrinking World

Thursday 24 June 2010 9.00 am to 10.00 am

For this paper you must have:

- the insert (enclosed).
- You may use a calculator.

Time allowed

- 1 hour

Instructions

- Use black ink or black ball-point pen. You may use pencil for maps, diagrams and graphs.
- Fill in the boxes at the top of this page.
- Answer **either** Section A (Question 1) **or** Section B (Question 2).
- You must answer the questions in the spaces provided. Do not write outside the box around each page or on blank pages.
- Do all rough work in this book. Cross through any work you do not want to be marked.
- Use case studies to support your answers where appropriate.

Information

- The marks for questions are shown in brackets.
- The maximum mark for this paper is 50.
- You are reminded of the need for good English and clear presentation in your answers. Where applicable, questions should be answered in continuous prose. Quality of Written Communication will be assessed in all answers.



Section A – Investigating the Globalisation of Industry

Answer **either** Section A (Question 1) **or** Section B (Question 2).

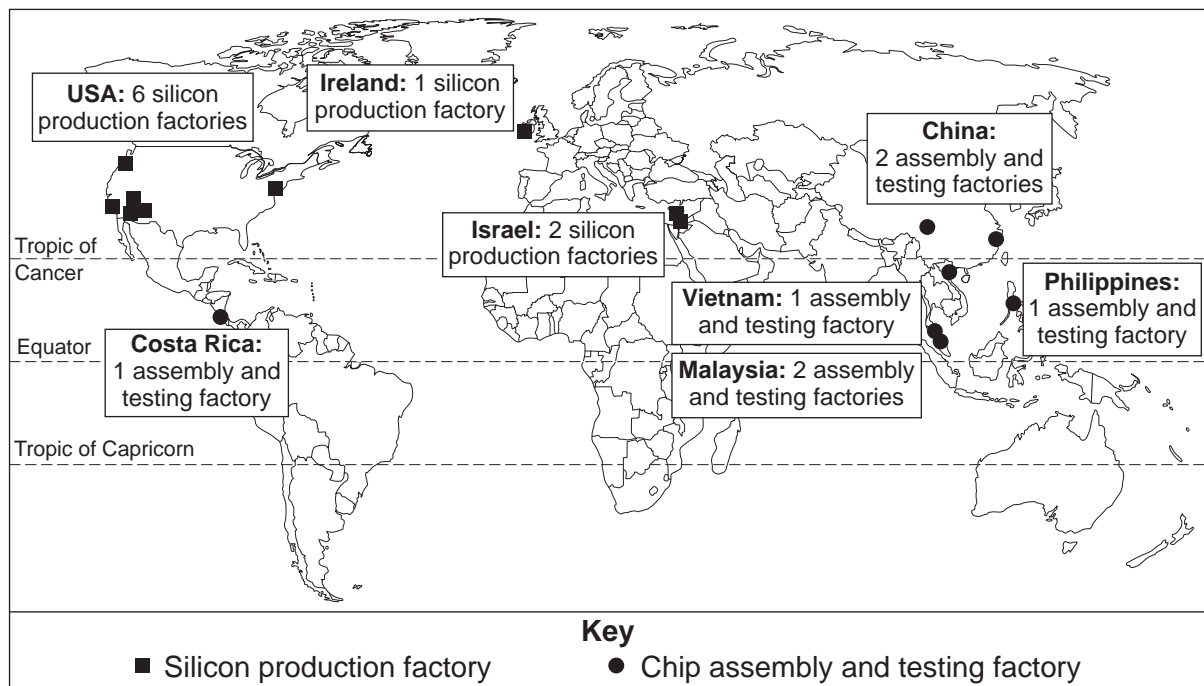
Use case studies to support your answers where appropriate.

Total for this question: 50 marks

- 1 (a)** Study **Figure 1**. **Figure 1** gives information about the location of factories owned by Intel, a Transnational Corporation.

Intel is one of the world's largest makers of silicon computer chips.

Figure 1



1 (a) (i) Which **one** statement below describes a 'Transnational Corporation' (TNC)?

Tick the correct box.

A company based only in the UK

A company with factories in many countries

A company that sells products in one country

(1 mark)

1 (a) (ii) Describe the global distribution of Intel's **chip assembly and testing** factories.

Use **Figure 1**.

.....
.....
.....
.....

(2 marks)

1 (a) (iii) Name the country where Intel has the most **silicon production** factories.

Use **Figure 1**.

.....

(1 mark)

1 (a) (iv) Most of Intel's silicon production factories are in more developed countries.

Circle **two** statements that explain why.

Production is cheaper in more developed countries.

The factories need a highly skilled workforce.

They are near to research centres.

Intel sells a lot of computer chips in Africa.

(2 marks)

Question 1 continues on the next page

Turn over ►



1 (c) Study **Figure 2**, on the insert. **Figure 2** gives information about the location of a factory. The electronics company Bang & Olufsen owns the factory.

1 (c) (i) What is the approximate straight line distance between the Bang & Olufsen factory and the centre of Struer?

Circle the correct answer.

1 km 3 km 5 km

(1 mark)

1 (c) (ii) Complete the paragraph below. Choose the **three** correct words from the following list.

Struer **west** **north-west**
Viborg **Holstebro** **Thisted**

The factory is built on the edge of

The direction from the factory to the town centre is

The main road next to the factory continues south east to

(3 marks)

1 (c) (iii) Suggest **two** features that show the Bang & Olufsen factory is a modern development.

Use the photographs in **Figure 2**.

1

2

(2 marks)

1 (c) (iv) The Bang & Olufsen factory is located on the edge of the town.

Suggest why this is a good location for a modern industry.

.....
.....
.....
.....
.....
.....

(3 marks)

Question 1 continues on the next page

Turn over ►



1 (d) Modern industries are often found in science and research parks.

1 (d) (i) Give **two** examples of industries that locate on science or research parks.

1

2

(2 marks)

1 (d) (ii) Explain why there has been a growth in the number of science and research parks in more developed countries.

.....

.....

.....

.....

.....

.....

.....

.....

(4 marks)

Extra space

.....

.....

.....



Question 1 continues on the next page

**DO NOT WRITE ON THIS PAGE
ANSWER IN THE SPACES PROVIDED**

Turn over ►

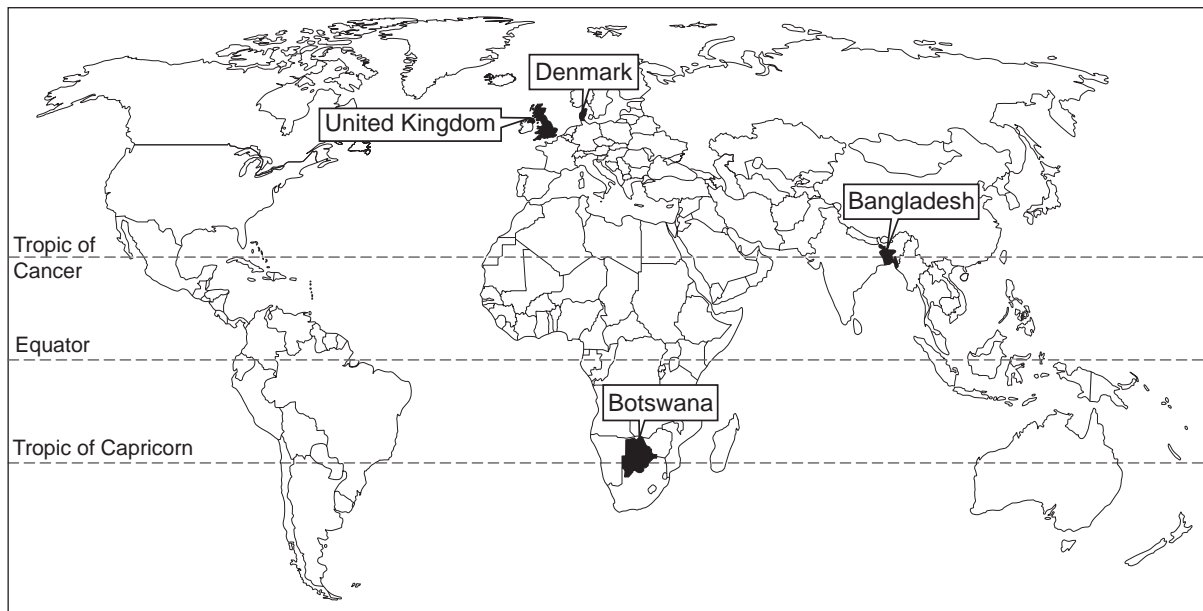


1 (e) Study **Figure 3**. **Figure 3** shows information about four countries.

Figure 3

	GNI per person, 2007 (US \$)	Life expectancy in years, 2005–2010 average	Population with access to safe drinking water, 2006 (%)
Bangladesh	470	64	80
Botswana	5 840	52	96
Denmark	54 190	78	100
United Kingdom	42 740	79	100

GNI per person = Gross National Income per person per year



1 (e) (i) Use **Figure 3** to complete the following sentences.

Bangladesh has a GNI per person of \$ In Denmark, the percentage of people with access to safe drinking water is

(2 marks)



1 (e) (ii) Which **one** of the following statements is true?

Use **Figure 3**.

Tick the correct box.

The country with the highest GNI per person has the highest life expectancy.

The country with the lowest GNI per person has the highest life expectancy.

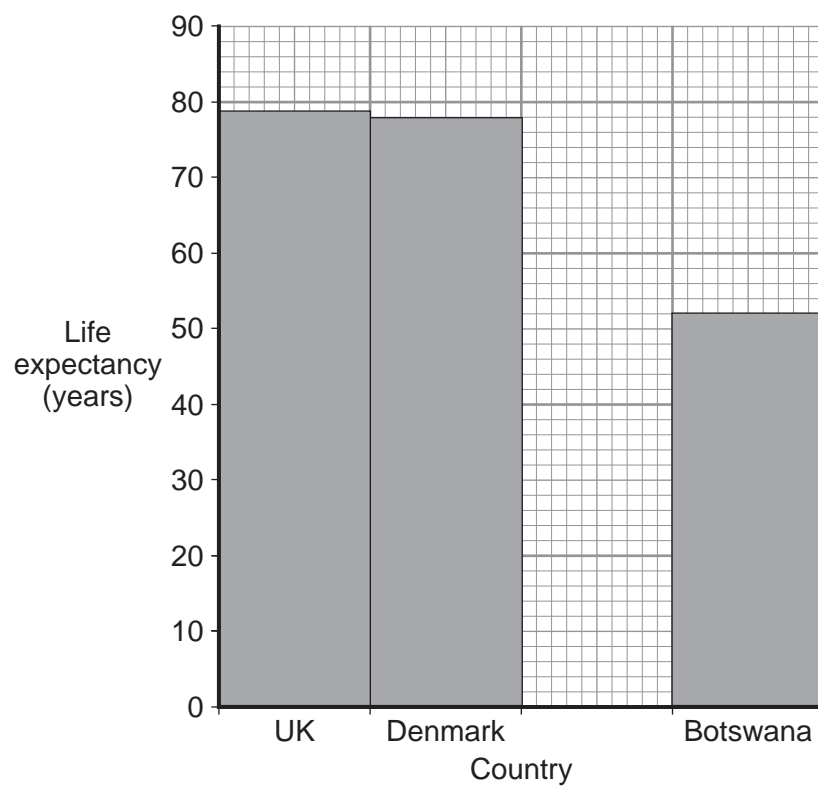
The richer countries have a higher life expectancy than the poorer countries.

(1 mark)

1 (e) (iii) Complete **Figure 4** below to show life expectancy in each country.

Use information from **Figure 3**.

Figure 4



(2 marks)

Question 1 continues on the next page

Turn over ►



1 (e) (iv) How well does the data in **Figure 3** show which country is least developed?

Give reasons for your answer.

Use **Figure 3** and your own knowledge to support your answer.

.....

.....

.....

.....

.....

.....

.....

.....

.....

.....

.....

.....

.....

.....

.....

(5 marks)

Extra space

.....

.....

.....

.....



Question 1 continues on the next page

**DO NOT WRITE ON THIS PAGE
ANSWER IN THE SPACES PROVIDED**

Turn over ►



1 (f) Study **Figure 5**. This shows information about a clothing factory in Bangladesh.

Figure 5

Some of the clothes sold in shops in the UK are made in Bangladesh.

The clothing industry in Bangladesh

Minimum wage in clothing factories: £7 per month
Value of clothing industry: £2.2 billion per year
Number of people employed: about 3 million
90% of those employed are women

Life is really hard. I'm 22 now. I started working here when I was 13. We make clothes for big stores in the UK. I can use a sewing machine so I can earn more than other people. I make about £17 a month. I really need over £20 per month to support my family. I work at least 60 hours a week.

We have to keep wages low. Businessmen from UK shops come to Bangladesh and tell us: "We need to make money. If we see cheaper prices in China, we will go to China."



Lina, a worker in a clothing factory



Factory owner

1 (f) (i) What is the minimum wage in the clothing industry in Bangladesh?

..... per month
(1 mark)



1 (f) (ii) The growth of the clothing industry in countries such as Bangladesh can cause economic and social problems for workers such as Lina.

Describe **one** economic problem and **one** social problem.

Use **Figure 5** to help you.

Economic problem

.....

.....

.....

Social problem

.....

.....

.....

(4 marks)

1 (g) (i) Which **one** of the following statements best describes sustainable development?

Tick the correct box.

Meeting the needs of people with as little damage as possible to the environment

Making as much money as possible, with little concern for the environment

Protecting the environment at all costs

(1 mark)

Question 1 continues on the next page

Turn over ►



There are no questions printed on this page

**DO NOT WRITE ON THIS PAGE
ANSWER IN THE SPACES PROVIDED**

Turn over ►



Section B – Investigating Global Tourism

Answer **either** Section A (Question 1) **or** Section B (Question 2).

Use case studies to support your answers where appropriate.

Total for this question: 50 marks

- 2 (a)** Study **Figure 6**. **Figure 6** gives information about National Parks in the United Kingdom.

National Parks are areas of open countryside which are protected. They are used for a wide range of tourist activities.

Figure 6

Map showing the location of fifteen National Parks in the UK
is not reproduced here due to third-party copyright constraints.



2 (a) (i) Which of the following statements are correct?

Use **Figure 6**.

Tick the **two** correct boxes.

The Broads are in the east of the United Kingdom.

The Lake District is further south than the Peak District.

Most of the National Parks are more than 200 km from London.

The Broads is the closest National Park to London.

(2 marks)

2 (a) (ii) The number of visitors to National Parks in the UK has increased in the last 20 years.

Circle the **two** statements that best explain why.

People have less paid holiday time.

More advertising means that people know about National Parks.

Higher wages mean that people have more money.

More people are going abroad for their holidays.

(2 marks)

2 (a) (iii) People living in Manchester can easily visit the Lake District and the Peak District National Parks.

Suggest why.

Use **Figure 6** to help you.

.....
.....
.....
.....

(2 marks)

Question 2 continues on the next page

Turn over ►



2 (b) Study **Figure 7** on the insert. **Figure 7** gives information about The Broads.

2 (b) (i) Name **two** activities that tourists visiting The Broads might do.

Use **Figure 7**.

1

2

(2 marks)

2 (b) (ii) Tourism 'is good for local businesses' in The Broads.

Suggest why.

.....
.....
.....
.....

(2 marks)

2 (c) Study **Figure 8**, the Ordnance Survey map extract, on the insert. **Figure 8** shows an area in The Broads.

2 (c) (i) Give the 4-figure grid reference for the village of Barton Turf to the north of the map.

.....
(1 mark)

2 (c) (ii) What is the straight line distance between the school in Hoveton (307186) and the car park at Irstead (365204)?

Give your answer to the nearest kilometre.

Circle the correct answer.

4 km **5 km** **6 km**

(1 mark)



2 (d) (i) Tourist activities can cause conflicts.

Describe **two** examples of conflicts between tourists and local people.

1

.....

.....

.....

2

.....

.....

.....

(4 marks)



2 (d) (ii) Describe ways in which conflicts have been managed in a tourist honeypot that you have studied.

.....

.....

.....

.....

.....

.....

.....

.....

.....

.....

.....

.....

.....

.....

.....

.....

.....

.....

.....

.....

.....

.....

(5 marks)

Extra space

.....

.....

.....

.....

.....

Question 2 continues on the next page

Turn over ►

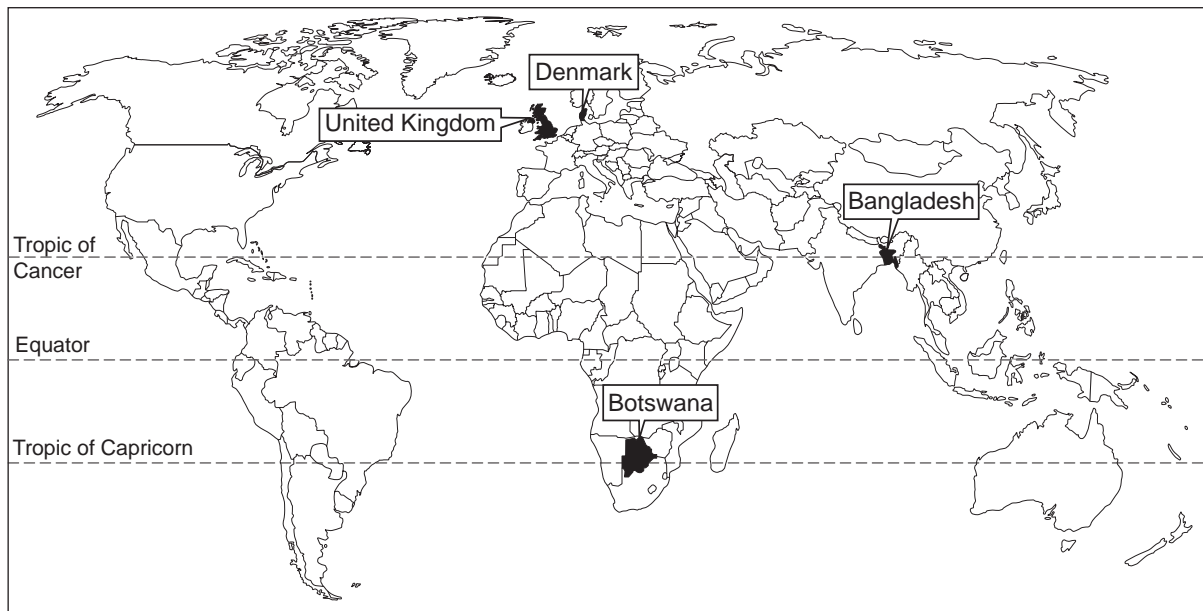


2 (e) Study **Figure 9**. **Figure 9** shows information about four countries.

Figure 9

	GNI per person, 2007 (US \$)	Life expectancy in years, 2005–2010 average	Population with access to safe drinking water, 2006 (%)
Bangladesh	470	64	80
Botswana	5 840	52	96
Denmark	54 190	78	100
United Kingdom	42 740	79	100

GNI per person = Gross National Income per person per year



2 (e) (i) Use **Figure 9** to complete the following sentences.

Botswana has a GNI per person of \$ In the UK, the percentage of people with access to safe drinking water is

(2 marks)



2 (e) (ii) Which **one** of the following statements is true?

Use **Figure 9**.

Tick the correct box.

The country with the highest GNI per person has the highest life expectancy.

The country with the lowest GNI per person has the highest life expectancy.

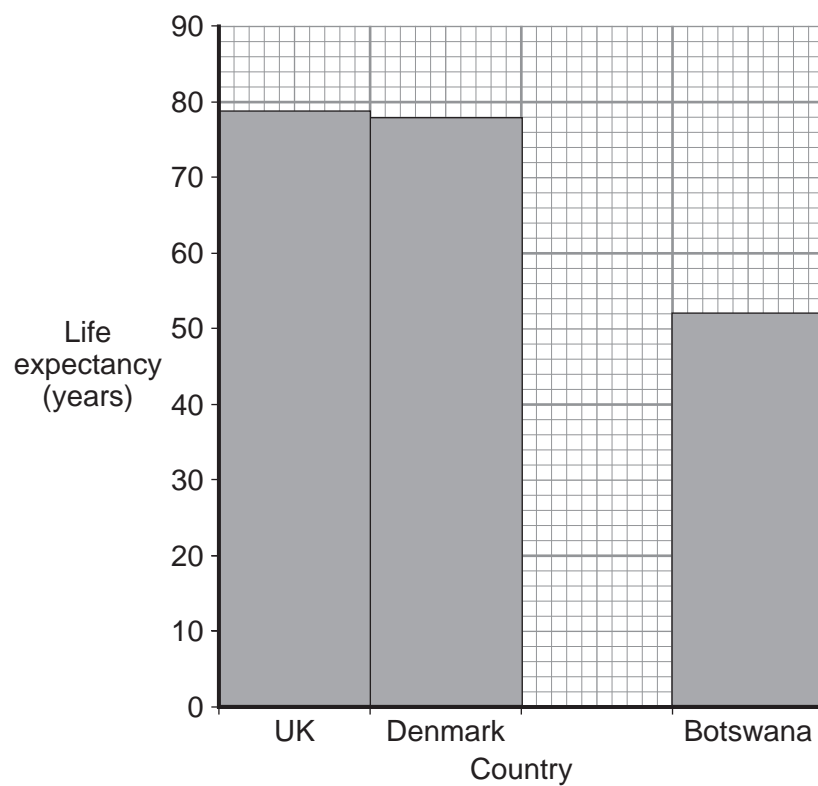
The richer countries have a higher life expectancy than the poorer countries.

(1 mark)

2 (e) (iii) Complete **Figure 10** below to show life expectancy in each country.

Use information from **Figure 9**.

Figure 10



(2 marks)

Question 2 continues on the next page

Turn over ►



2 (e) (iv) How well does the data in **Figure 9** show which country is least developed?

Give reasons for your answer.

Use **Figure 9** and your own knowledge to support your answer.

.....

.....

.....

.....

.....

.....

.....

.....

.....

.....

.....

.....

.....

.....

.....

(5 marks)

Extra space

.....

.....

.....

.....



2 (f) Botswana is trying to develop through tourism.

Study **Figure 11**, on the insert. **Figure 11** gives information about tourism in Botswana.

2 (f) (i) Which of the following statements best describes the meaning of 'ecotourism'?

Tick the correct box.

Tourism which meets the needs of people with as little damage as possible to the environment

Tourism which makes as much money as possible, with little concern for the environment

Tourism which benefits big companies more than local people

(1 mark)

2 (f) (ii) The growth of the tourist industry in less developed countries can cause environmental and social problems for local people.

Describe **one** environmental problem and **one** social problem.

Use **Figure 11** to help you.

Environmental problem

.....

.....

.....

Social problem

.....

.....

.....

(4 marks)

Question 2 continues on the next page

Turn over ►



.....

.....

50

END OF QUESTIONS



There are no questions printed on this page

**DO NOT WRITE ON THIS PAGE
ANSWER IN THE SPACES PROVIDED**

ACKNOWLEDGEMENT OF COPYRIGHT-HOLDERS AND PUBLISHERS

Permission to reproduce all copyright material has been applied for. In some cases, efforts to contact copyright-holders have been unsuccessful and AQA will be happy to rectify any omissions of acknowledgements in future papers if notified.

- Figure 1: Intel Corporation.
 Figures 3 and 9: GNI: World Bank.
 Life expectancy: KEVIN WATKINS, *Human Development Report 2007/2008*, 2007, Palgrave Macmillan.
 Reproduced with permission of Palgrave Macmillan.
 Safe water: UNICEF.
 Figures 4 and 10: KEVIN WATKINS, *Human Development Report 2007/2008*, 2007, Palgrave Macmillan.
 Reproduced with permission of Palgrave Macmillan.
 Figure 5: War on Want.
 Figure 6: Reproduced by permission of Ordnance Survey on behalf of HMSO. © Crown copyright 2009.
 All rights reserved. Ordnance Survey Licence number 100041328.

Copyright © 2010 AQA and its licensors. All rights reserved.

