

**GENERAL CERTIFICATE OF SECONDARY EDUCATION  
 GUJARATI**

**2371/01**

Listening (Foundation Tier)

**FRIDAY 16 MAY 2008**

Morning

Time: 5 minutes reading time + 40 minutes (approx.)

Candidates answer on the question paper

**Additional materials (enclosed):** None

**Additional materials (required):**

Cassette/CD



Candidate  
Forename

Candidate  
Surname

Centre  
Number

--	--	--	--	--

Candidate  
Number

--	--	--	--

- You will now have finished the five minutes' reading time for this paper.
- The test will begin now.

**INSTRUCTIONS TO CANDIDATES**

- During these introductory comments you should tell the invigilator immediately if you have any difficulty in hearing the recording. Once the test has begun, the recording will not be stopped.
- Write your name in capital letters, your Centre Number and Candidate Number in the boxes above.
- Read each question carefully and make sure that you know what you have to do before starting your answer.
- Answer **all** the questions.
- Use blue or black ink.
- Do **not** write in the bar codes.
- Write your answer to each question in the space provided.

**INFORMATION FOR CANDIDATES**

- The number of marks for each question is given in brackets [ ] at the end of each question or part question.
- Listen carefully to the instructions and follow the example for each exercise.
- There will be a pause to give you time to read the questions and write your answers.
- You will hear the recordings twice.
- You may write your answers at any time during the test.
- Total marks for this paper is **50**.
- No dictionaries are allowed.
- Turn to page 2 now.

FOR EXAMINER'S USE	
<b>Section 1</b>	
<b>Section 2</b>	
<b>TOTAL</b>	

This document consists of **19** printed pages and **1** blank page.


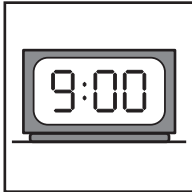
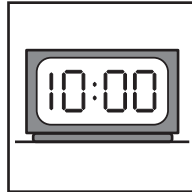
2  
Section 1

Exercise 1: Questions 1-5

Meera's Weekend Routine

Answer each question by ticking (✓) **one** box only.

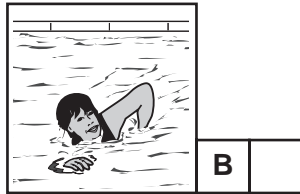

**Example:** What time does Meera get up on Saturday?

	<input type="checkbox"/>	<b>A</b>	<input type="checkbox"/>
	<input checked="" type="checkbox"/>	<b>B</b>	<input type="checkbox"/>
	<input type="checkbox"/>	<b>C</b>	<input type="checkbox"/>

The correct answer is **B**.


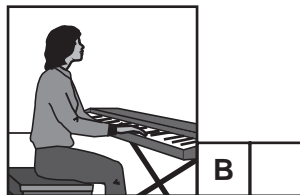

Now look at Questions 1-5.

1 What does Meera do on Saturday mornings?






[1]

2 What is Meera interested in?



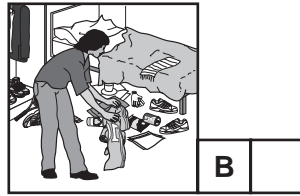

[1]

3 What does Meera do at the youth club?





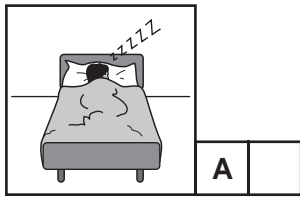
[1]

4 What does Meera do on Sunday mornings?



[1]

5 How does Meera relax at weekends?



[1]

[Total: 5 marks]

## Exercise 2: Questions 6-11

ફકરો બીજો : સવાલ ૬ થી ૧૧

## બાળકોનું મેદાન

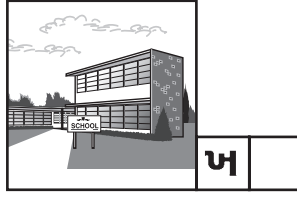
સાચા જવાબ આગળ ખાનામાં ચિહ્ન (✓) મૂકો.

દાખલો:


નમન કાકીને લઈ જાય છે ...



ક



ખ




ગ ✓


સવાલ ૬ થી ૧૧ જુઓ

[Pause]

6 મેદાન છે ...



ક



ખ




ગ

[1]


7 મેદાનમાં છે ...



ક




ખ




ગ

[1]


8 બીજું છે ...



ક




ખ




ગ

[1]


9 નમન ત્યાં રમવા જાય છે ...



ક



ખ



ગ

[1]


10 નમનને ત્યાં કરવું ગમે છે ...



ક




ખ




ગ

[1]


11 નમન ત્યાં જાય છે ...



ક



ખ



ગ

[1]

[Total: 6 marks]

## Exercise 3: Questions 12-17

ફકરો ત્રીજો : સવાલ ૧૨ થી ૧૭

## આબુબાબુનો વિસ્તાર


સાચા જવાબ આગળ ખાનામાં ચિહ્ન (✓) મૂકો.

દ્રખલો:

નિશાના નવા ઘરની બાબુમાં છે ...




ક



ખ

✓



ગ

સવાલ ૧૨ થી ૧૭ જુઓ

[Pause]


12 ઘરની નજીક છે ...



ક



ખ




ગ

[1]


13 બીજું પાસ છે ...



ક




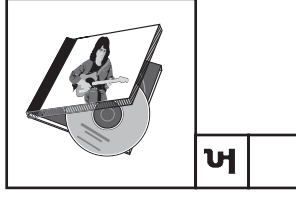

ખ



ગ


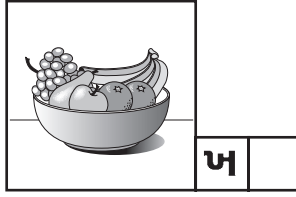

[1]

14 નિશા ત્યાંથી લાવે છે ...



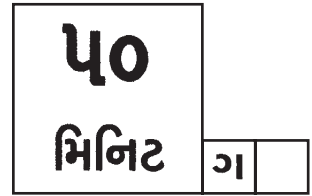
[1]

15 નિશા શહેરમાં ખરીદે છે...





[1]

16 નિશાને નિશાળે પહોંચતાં લાગે છે ...



[1]

17 સાંજે નિશા બહેનપણી સાથે ...



[1]

[Total: 6 marks]

## Exercise 4: Questions 18-23




ફકરો ચોથો : સવાલ ૧૮ થી ૨૩

## તંદુરસ્તી

સાચા જવાબ આગળ ખાનામાં ચિહ્ન (✓) મૂકો.

**દાખલો:**


અજય સવારે કસરત કરે છે ...

	ક	<input checked="" type="checkbox"/>
	ખ	<input type="checkbox"/>
	ગ	<input type="checkbox"/>

## સવાલ ૧૮ થી ૨૩ જુઓ


[Pause]

## 18 નિશાળમાં અજય ...

ક ખ ગ 

[1]


## 19 શનિરવિ અજય ...

ક ખ ગ 


[1]



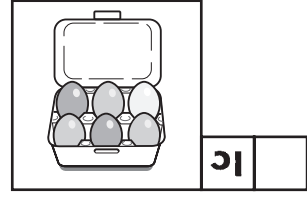
20 અજય અઠવાડિયાના બે જ દિવસે ખાય છે ...



ક




ખ



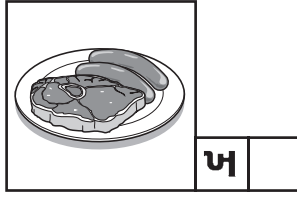
ગ

[1]


21 અજય નથી ખાતો ...



ક




ખ



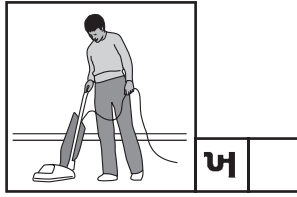
ગ

[1]

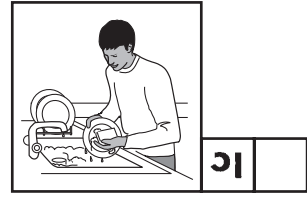
22 ઘરે અજય ...



ક




ખ




ગ

[1]


23 કસરત કરવાથી અજયને ફાયદો થાય છે ...



ક



ખ



ગ

[1]

[Total: 6 marks]


## Exercise 5: Questions 24-30

ફકરો પાંચમો : સવાલ ૨૪ થી ૩૦


## અમિતનું નવું ઘર

સાચા જવાબ આગળ ખાનામાં ચિહ્ન (✓) મૂકો.


**દાખલો:**  
નવા ઘરમાં ત્રણ ...



ક



ખ



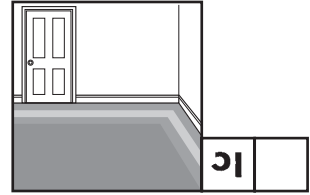

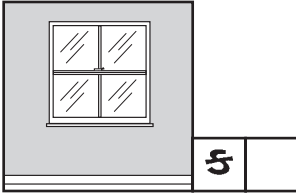
ગ ✓

સવાલ ૨૪ થી ૩૦ જુઓ

[Pause]



સવાલ ૨૪ અને ૨૫

24 અમિતના ઓરડામાં લીલા રંગના છે ...



[1]

25 અમિત ઓરડો વાપરે છે ...






[1]

[Pause]




## સવાલ ૨૬ અને ૨૭

26 ભોજનખંડમાં છે ...



[1]

27 તેની ઉપર છે ...



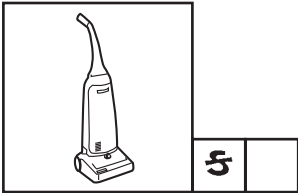


[1]

[Pause]




## સવાલ ૨૮ અને ૨૯

28 અમિતની મોટી બહેન ...



[1]

29 રવિવારે અમિતના પિતાજી ...




[1]


[Pause]

## સવાલ ૩૦


૩૦ દાદીમાના ઓરડાની બાજુમાં છે ...



ક



ખ



ગ

[1]

[Total: 7 marks]

13  
Section 2

Exercise 1: Questions 1-5

School Life

Answer in **ENGLISH**.

<p><b>Example:</b></p> <p>Why was Ayesha late?</p> <p><i>She was working at school.</i></p> <p>.....</p>
--

Look at Questions 1 to 5.

1 How did Ayesha find learning English in the beginning?  
..... [1]

2 What is different about the new teacher?  
..... [1]

[Pause]

3 What does the new teacher do?  
..... [1]

4 Why has Ayesha's written work improved?  
..... [1]

5 Why is the new teacher popular?  
..... [1]

[Total: 5 marks]

## Exercise 2: Questions 6-10

ફરો બીજો : સવાલ ૬ થી ૧૦

## પ્રવાસ

સાચો જવાબ શોધી તેની ફરતે વર્તુળ કરો.

દાખલો:

પારસને પ્રવાસમાં ..... લાગ્યો.

તડકો

થાક

કંટાળો

## સવાલ ૬ થી ૧૦ જુઓ

6 સૌએ ..... સામાન ગોઠવી દીધો. [1]

બસમાં

ઘરમાં

તંબુમાં

7 શિક્ષક રોજ સવારે ..... [1]

ચા બનાવતા

પાંઉ કાપતા

માખણ ચોપડતા

[Pause]

8 પારસ ..... ઋતુમાં પ્રવાસ પર ગયો હતો. [1]

વરસાદની

તડકાની

ઠંડીની

9 બહુ ઠંડીને લીધે તેઓ ..... [1]

સૂઈ ન શકતા

ફરી ન શકતા

બેસી ન શકતા

10 તેથી રાત્રે મોડે સુધી સૌ ..... [1]

રમતો રમતા

નાચતા

ગીતો ગાતા

[Total: 5 marks]

15  
BLANK PAGE


PLEASE DO NOT WRITE ON THIS PAGE

## Exercise 3: Questions 11-15


ફકરો ત્રીજો : સવાલ ૧૧ થી ૧૫

## ખાવાનું અને પીવાનું


સાંજે કોણ શું ખાશે-પીશે?




ક




ખ




ગ




ઢ




ચ




છ



જ



ઝ



ટ



સાચા જવાબનો અક્ષર ખાનામાં લખો.

દાખલો:

હીના

ખ

સવાલ ૧૧ થી ૧૫ જુઓ

11 દાદાજી

[1]

12 પિતાજી

[1]

13 માતાજી

[1]

[Pause]

14 ભાઈ

[1]

15 રાજેન

[1]

[Total: 5 marks]

## Exercise 4: Questions 16-20

ફકરો ચોથો : સવાલ ૧૬ થી ૨૦

## કમ્પ્યુટરની રમતો

સાચા જવાબની બાજુના ખાનામાં ચિહ્ન (✓) મૂકો.

<b>દાખલો:</b>		
બહેનને ખરીદવી છે ...	<input type="checkbox"/>	દડાની રમત
	<input checked="" type="checkbox"/>	કમ્પ્યુટરની રમત
	<input type="checkbox"/>	પૂંઠાની રમત

## સવાલ ૧૬ થી ૨૦ જુઓ

- 16 ભેટ આપવી છે ...
- ભાઈને દિવાળી ઉપર
- ભાઈના જન્મદિવસે
- બહેનના જન્મદિવસે [1]
- 17 રમત છે ...
- બિલાડીને બચાવવાની
- ફૂતરાને બચાવવાની
- બિલાડીનાં બચ્ચાંને બચાવવાની [1]

[Pause]

18 બીજી રમતમાં પ્રશ્નો છે ...

ફક્ત હજાર

એક હજારથી ઓછા

એક હજારથી વધારે

[1]

19 પ્રશ્નોના જવાબમાં છે ...

ચિત્રો અને શબ્દો

ખાલી શબ્દો

ખાલી ચિત્રો

[1]

20 રમત રમી શકશે ...

એક જણ

બે જણ

ઘણા જણ

[1]

[Total: 5 marks]

**PLEASE DO NOT WRITE ON THIS PAGE**

---

Permission to reproduce items where third-party owned material protected by copyright is included has been sought and cleared where possible. Every reasonable effort has been made by the publisher (OCR) to trace copyright holders, but if any items requiring clearance have unwittingly been included, the publisher will be pleased to make amends at the earliest possible opportunity.

OCR is part of the Cambridge Assessment Group. Cambridge Assessment is the brand name of University of Cambridge Local Examinations Syndicate (UCLES), which is itself a department of the University of Cambridge.