

**GENERAL CERTIFICATE OF SECONDARY EDUCATION 2372 & 2375**  
**GUJARATI**  
Speaking (Higher Tier)  
**ROLE PLAY BOOKLET 1**  
**JUNE 2007**

**H**

To be completed between 7 March and 15 May 2007



\*  
C  
O  
P  
Y  
T  
3  
8  
3  
2  
3  
\*

**INSTRUCTIONS TO CANDIDATES**

- You must carry out the tasks specified on pages 2 and 3 of this booklet.
- The roles to be played by you and your teacher are indicated.
- For the Narrative role play you should use the notes to tell your teacher what happened in the story. Be prepared to respond to any questions or comments from your teacher.
- You have about 12 minutes to study the situations.

**INFORMATION FOR CANDIDATES**

- There is no Section 1 in the Higher Tier Speaking test.
- The important thing in the Section 2 role play is to convey the message.
- You must not make any written notes during the preparation period before the examination.
- For your Presentation you may wish to take into the examination room a cue card with up to five short headings on it. No other written notes are allowed.
- No dictionaries are allowed.
- After the two role plays you will do a Presentation, for about one minute, on a subject you have prepared.
- The rest of the Speaking test will consist of a Discussion of the Presentation with your teacher, and finally, two General Conversation topics.

This document consists of 4 printed pages.

**Higher Tier Booklet 1****Section 2**

**Situation:** You are checking in at Ahmedabad airport.

Your teacher will play the part of the clerk and start the conversation.

You will have to:

- 1 say that you have lost your ticket.
- 2 say when you are travelling.  
(e.g. 3.00 / 4.00 / 5.00).
- 3 answer the question.
- 4 ask if you can get another ticket.




## Section 3 (Narrative)

## Booklet 1


**Situation:** The notes and pictures below give an outline of the day the candidate visited an uncle and two cousins in a Gujarat town last year. This is not intended to be a monologue. Teacher/examiners should ask questions at various points.

**સવારના**




ક્યારે ? ક્યાં ? હવામાન ?  
કોને મળ્યા ? ક્યાં ગયા ?

**બપોરના કાકાના ઘરે**




શું શું જમ્યા ? ઊંઘ ? શા માટે ?  
કેવો ઘોંઘાટ ?

**સાંજે**




ક્યાં ? કેવી રીતે ?      કોની સાથે ?      શું ખાધું ?

**રાતે સગાને ઘરે**



કોને ઘરે ગયા ? ક્યાં ? શું ભેટ ?  
લાગણીઓ ?

**રાતે કાકાના ઘરે**



કઈ ફિલ્મ ? શા માટે ગમી ?  
કેમ ન ગમી ? વિચારો ?

---

Permission to reproduce items where third-party owned material protected by copyright is included has been sought and cleared where possible. Every reasonable effort has been made by the publisher (OCR) to trace copyright holders, but if any items requiring clearance have unwittingly been included, the publisher will be pleased to make amends at the earliest possible opportunity.

OCR is part of the Cambridge Assessment Group. Cambridge Assessment is the brand name of University of Cambridge Local Examinations Syndicate (UCLES), which is itself a department of the University of Cambridge.



**GENERAL CERTIFICATE OF SECONDARY EDUCATION 2372 & 2375**  
**GUJARATI**  
Speaking (Higher Tier)  
**ROLE PLAY BOOKLET 2**  
**H**  
**JUNE 2007**

To be completed between 7 March and 15 May 2007



\*  
C  
O  
P  
Y  
T  
3  
8  
3  
2  
3  
\*

**INSTRUCTIONS TO CANDIDATES**

- You must carry out the tasks specified on pages 2 and 3 of this booklet.
- The roles to be played by you and your teacher are indicated.
- For the Narrative role play you should use the notes to tell your teacher what happened in the story. Be prepared to respond to any questions or comments from your teacher.
- You have about 12 minutes to study the situations.

**INFORMATION FOR CANDIDATES**

- There is no Section 1 in the Higher Tier Speaking test.
- The important thing in the Section 2 role play is to convey the message.
- You must not make any written notes during the preparation period before the examination.
- For your Presentation you may wish to take into the examination room a cue card with up to five short headings on it. No other written notes are allowed.
- No dictionaries are allowed.
- After the two role plays you will do a Presentation, for about one minute, on a subject you have prepared.
- The rest of the Speaking test will consist of a Discussion of the Presentation with your teacher, and finally, two General Conversation topics.

This document consists of 4 printed pages.

**Higher Tier Booklet 2****Section 2**

**Situation:** In a police station you are reporting the theft of your mobile phone.

Your teacher will play the part of the policeman / woman and start the conversation.

You will have to:

- 1 say where it was stolen.  
(e.g. in school / on the street / in the playground).
- 2 say / give the time it was stolen.
- 3 say what colour.  
(e.g. red, blue, silver).
- 4 say it was a gift from.  
(e.g. your mother / your brother / your sister).




## Section 3 (Narrative)

## Booklet 2


**Situation:** The notes and pictures below give an outline of the day the candidate went to a celebration in a different city/town with his/her uncle's family. This is not intended to be a monologue. Teacher/examiners should ask questions at various points.

**સવારના** 10:00



કોની સાથે ? કેવી રીતે ?  
કેટલા વાગે ? ક્યાં ?  
શેની ઉજવણી ?

**રસ્તામાં**



માતાપિતાએ શું કયું ? તમે શું  
કયું ? કેટલો સમય ? શું ખરીદી  
કરી ?

**બપોરે** 12:30




કેવો દિવસ ? ક્યાં ? કોણ કોણ ? શું શું જમ્યા ? કોની સાથે શું કયું ?  
કેવા વિચારો ?

**સાંજે**



ક્યાં ? ઘણાં માણસો ?  
શું કયું ? વિચારો ? શા માટે ?

**ઘરે** 01:30



ક્યારે ઘરે પહોંચ્યા ? થાક ?  
શા માટે ?

☹️ 😊 ☹️

---

Permission to reproduce items where third-party owned material protected by copyright is included has been sought and cleared where possible. Every reasonable effort has been made by the publisher (OCR) to trace copyright holders, but if any items requiring clearance have unwittingly been included, the publisher will be pleased to make amends at the earliest possible opportunity.

OCR is part of the Cambridge Assessment Group. Cambridge Assessment is the brand name of University of Cambridge Local Examinations Syndicate (UCLES), which is itself a department of the University of Cambridge.

**GENERAL CERTIFICATE OF SECONDARY EDUCATION 2372 & 2375**  
**GUJARATI**  
Speaking (Higher Tier)  
**ROLE PLAY BOOKLET 3**  
**H**  
**JUNE 2007**

To be completed between 7 March and 15 May 2007



\*  
C  
O  
P  
Y  
T  
3  
8  
3  
2  
3  
\*

**INSTRUCTIONS TO CANDIDATES**

- You must carry out the tasks specified on pages 2 and 3 of this booklet.
- The roles to be played by you and your teacher are indicated.
- For the Narrative role play you should use the notes to tell your teacher what happened in the story. Be prepared to respond to any questions or comments from your teacher.
- You have about 12 minutes to study the situations.

**INFORMATION FOR CANDIDATES**

- There is no Section 1 in the Higher Tier Speaking test.
- The important thing in the Section 2 role play is to convey the message.
- You must not make any written notes during the preparation period before the examination.
- For your Presentation you may wish to take into the examination room a cue card with up to five short headings on it. No other written notes are allowed.
- No dictionaries are allowed.
- After the two role plays you will do a Presentation, for about one minute, on a subject you have prepared.
- The rest of the Speaking test will consist of a Discussion of the Presentation with your teacher, and finally, two General Conversation topics.

This document consists of 4 printed pages.

**Higher Tier Booklet 3****Section 2**

**Situation:** You are at a book-stall in the market in Rajkot.

Your teacher will play the part of the stallholder and start the conversation.

You will have to:

- 1 say what kind of books you like.  
(e.g. novel / poetry / adventure books).
- 2 say you have read it.
- 3 ask where the shop is.
- 4 answer the question.



## Section 3 (Narrative)


## Booklet 3

**Situation:** The notes and pictures below give an outline of the day you visited a factory to gain work experience. This is not intended to be a monologue. Teacher/examiners should ask questions at various points.

**કારખાનાની મુલાકાત**


SUNDAY  
15

9:00




ક્યાં ? કેવી રીતે ?  
કેટલા વાગે ? ક્યા દિવસે ?

**કારખાનામાં પહોંચ્યા પછી**




રેસપીશન

કોને મળ્યા ? તેનું વર્ણન ?  
વિચારો ?




**કારખાનાની ઓફિસમાં**




કેવું કેવું કામ ? કેટલો વખત ? અને તમે શું શું કર્યું ?

**કામદારો સાથે શી વાતચીત ?**




ક્યાં ? કોની સાથે ?  
શું શું ખાધું ? મજા આવી ?

**સાંજે ઘરે**



કામ ગમ્યું ? શા માટે ?  
વિચારો ? લાગણીઓ ?



---

Permission to reproduce items where third-party owned material protected by copyright is included has been sought and cleared where possible. Every reasonable effort has been made by the publisher (OCR) to trace copyright holders, but if any items requiring clearance have unwittingly been included, the publisher will be pleased to make amends at the earliest possible opportunity.

OCR is part of the Cambridge Assessment Group. Cambridge Assessment is the brand name of University of Cambridge Local Examinations Syndicate (UCLES), which is itself a department of the University of Cambridge.



**GENERAL CERTIFICATE OF SECONDARY EDUCATION 2372 & 2375**  
**GUJARATI**  
Speaking (Higher Tier)  
**ROLE PLAY BOOKLET 4**  
**H**  
**JUNE 2007**

To be completed between 7 March and 15 May 2007



\*  
C  
O  
P  
Y  
T  
3  
8  
3  
2  
3  
\*

**INSTRUCTIONS TO CANDIDATES**

- You must carry out the tasks specified on pages 2 and 3 of this booklet.
- The roles to be played by you and your teacher are indicated.
- For the Narrative role play you should use the notes to tell your teacher what happened in the story. Be prepared to respond to any questions or comments from your teacher.
- You have about 12 minutes to study the situations.

**INFORMATION FOR CANDIDATES**

- There is no Section 1 in the Higher Tier Speaking test.
- The important thing in the Section 2 role play is to convey the message.
- You must not make any written notes during the preparation period before the examination.
- For your Presentation you may wish to take into the examination room a cue card with up to five short headings on it. No other written notes are allowed.
- No dictionaries are allowed.
- After the two role plays you will do a Presentation, for about one minute, on a subject you have prepared.
- The rest of the Speaking test will consist of a Discussion of the Presentation with your teacher, and finally, two General Conversation topics.

This document consists of 4 printed pages.

## Higher Tier Booklet 4


## Section 2

**Situation:** You are visiting a school in Surat.

Your teacher will play the part of a teacher in Surat and start the conversation.

You will have to:

- 1 say what subjects you like. Give **two**.  
(e.g. science / mathematics / geography).
- 2 ask if they have computers.
- 3 say you have been to England.
- 4 answer the question.



## Section 3 (Narrative)

## Booklet 4

**Situation:** The notes and pictures below give an outline of the weekend last year when the candidate's parents had to go away for a night and his/her aunt came to stay with him/her for a night. This is not intended to be a monologue. Teacher/examiners should ask questions at various points.

**શનિવારે સવારે** 08:00

કોણ આવ્યું? કાકીને મદદ?  
રસોડામાં શું શું કર્યું?  
શું શું બનાવ્યું?

**શનિવારે બપોરે** 16:00

માતાપિતા ક્યાં ગયા? શા માટે?  
કેવી રીતે?

**8:00**

**રવિવારે દિવસે**

ક્યારે ઊઠ્યા? શું શું કર્યું? ક્યાં ગયા? કેવો દિવસ? શું શું લીધું? 😊 હા? ના?

**રવિવારે સાંજે** 19:30

સાંજે શું કર્યું? શું ખાધું?  
કેટલા વાગે?

**માતાપિતા ઘરે આવ્યા**

માતાપિતાએ શું કર્યું?  
તમે શું શું કર્યું?  
સારો દિવસ?

---

Permission to reproduce items where third-party owned material protected by copyright is included has been sought and cleared where possible. Every reasonable effort has been made by the publisher (OCR) to trace copyright holders, but if any items requiring clearance have unwittingly been included, the publisher will be pleased to make amends at the earliest possible opportunity.

OCR is part of the Cambridge Assessment Group. Cambridge Assessment is the brand name of University of Cambridge Local Examinations Syndicate (UCLES), which is itself a department of the University of Cambridge.

**GENERAL CERTIFICATE OF SECONDARY EDUCATION 2372 & 2375**  
**GUJARATI**  
Speaking (Higher Tier)  
**ROLE PLAY BOOKLET 5**  
**JUNE 2007**

**H**

To be completed between 7 March and 15 May 2007



\*  
C  
O  
P  
Y  
T  
3  
8  
3  
2  
3  
\*

**INSTRUCTIONS TO CANDIDATES**

- You must carry out the tasks specified on pages 2 and 3 of this booklet.
- The roles to be played by you and your teacher are indicated.
- For the Narrative role play you should use the notes to tell your teacher what happened in the story. Be prepared to respond to any questions or comments from your teacher.
- You have about 12 minutes to study the situations.

**INFORMATION FOR CANDIDATES**

- There is no Section 1 in the Higher Tier Speaking test.
- The important thing in the Section 2 role play is to convey the message.
- You must not make any written notes during the preparation period before the examination.
- For your Presentation you may wish to take into the examination room a cue card with up to five short headings on it. No other written notes are allowed.
- No dictionaries are allowed.
- After the two role plays you will do a Presentation, for about one minute, on a subject you have prepared.
- The rest of the Speaking test will consist of a Discussion of the Presentation with your teacher, and finally, two General Conversation topics.

This document consists of 4 printed pages.

**Higher Tier Booklet 5****Section 2**

**Situation:** You are checking in at Ahmedabad airport.

Your teacher will play the part of the clerk and start the conversation.

You will have to:

- 1 say that you have lost your ticket.
- 2 say when you are travelling.  
(e.g. 3.00 / 4.00 / 5.00).
- 3 answer the question.
- 4 ask if you can get another ticket.




## Section 3 (Narrative)

## Booklet 5


**Situation:** The notes and pictures below give an outline of the day the candidate went to a celebration in a different city/town with his/her uncle's family. This is not intended to be a monologue. Teacher/examiners should ask questions at various points.

**સવારના** 10:00




કોની સાથે ? કેવી રીતે ?  
કેટલા વાગે ? ક્યાં ?  
શેની ઉજવણી ?


**રસ્તામાં**




માતાપિતાએ શું કયું ? તમે શું  
કયું ? કેટલો સમય ? શું ખરીદી  
કરી ?




**બપોરે** 12:30



કેવો દિવસ ? ક્યાં ? કોણ કોણ ? શું શું જમ્યા ? કોની સાથે શું કયું ?  
કેવા વિચારો ?




**સાંજે**



ક્યાં ? ઘણાં માણસો ?  
શું કયું ? વિચારો ? શા માટે ?

**ઘરે** 01:30



ક્યારે ઘરે પહોંચ્યા ? થાક ?  
શા માટે ?

☹️ 😊 ☹️

---

Permission to reproduce items where third-party owned material protected by copyright is included has been sought and cleared where possible. Every reasonable effort has been made by the publisher (OCR) to trace copyright holders, but if any items requiring clearance have unwittingly been included, the publisher will be pleased to make amends at the earliest possible opportunity.

OCR is part of the Cambridge Assessment Group. Cambridge Assessment is the brand name of University of Cambridge Local Examinations Syndicate (UCLES), which is itself a department of the University of Cambridge.



**GENERAL CERTIFICATE OF SECONDARY EDUCATION 2372 & 2375**  
**GUJARATI**  
Speaking (Higher Tier)  
**ROLE PLAY BOOKLET 6**  
**JUNE 2007**

**H**

To be completed between 7 March and 15 May 2007



\*  
C  
O  
P  
Y  
T  
3  
8  
3  
2  
3  
\*

**INSTRUCTIONS TO CANDIDATES**

- You must carry out the tasks specified on pages 2 and 3 of this booklet.
- The roles to be played by you and your teacher are indicated.
- For the Narrative role play you should use the notes to tell your teacher what happened in the story. Be prepared to respond to any questions or comments from your teacher.
- You have about 12 minutes to study the situations.

**INFORMATION FOR CANDIDATES**

- There is no Section 1 in the Higher Tier Speaking test.
- The important thing in the Section 2 role play is to convey the message.
- You must not make any written notes during the preparation period before the examination.
- For your Presentation you may wish to take into the examination room a cue card with up to five short headings on it. No other written notes are allowed.
- No dictionaries are allowed.
- After the two role plays you will do a Presentation, for about one minute, on a subject you have prepared.
- The rest of the Speaking test will consist of a Discussion of the Presentation with your teacher, and finally, two General Conversation topics.

This document consists of 4 printed pages.

**Higher Tier Booklet 6****Section 2**

**Situation:** In a police station you are reporting the theft of your mobile phone.

Your teacher will play the part of the policeman / woman and start the conversation.

You will have to:

- 1 say where it was stolen.  
(e.g. in school / on the street / in the playground).
- 2 say / give the time it was stolen.
- 3 say what colour.  
(e.g. red, blue, silver).
- 4 say it was a gift from.  
(e.g. your mother / your brother / your sister).



## Section 3 (Narrative)


## Booklet 6

**Situation:** The notes and pictures below give an outline of the day you visited a factory to gain work experience. This is not intended to be a monologue. Teacher/examiners should ask questions at various points.

**કારખાનાની મુલાકાત**


SUNDAY  
15

9:00




ક્યાં ? કેવી રીતે ?  
કેટલા વાગે ? ક્યા દિવસે ?

**કારખાનામાં પહોંચ્યા પછી**




રેસપીશન

કોને મળ્યા ? તેનું વર્ણન ?  
વિચારો ?




**કારખાનાની ઓફિસમાં**




કેવું કેવું કામ ? કેટલો વખત ? અને તમે શું શું કર્યું ?

**કામદારો સાથે શી વાતચીત ?**




ક્યાં ? કોની સાથે ?  
શું શું ખાધું ? મજા આવી ?

**સાંજે ઘરે**



કામ ગમ્યું ? શા માટે ?  
વિચારો ? લાગણીઓ ?



---

Permission to reproduce items where third-party owned material protected by copyright is included has been sought and cleared where possible. Every reasonable effort has been made by the publisher (OCR) to trace copyright holders, but if any items requiring clearance have unwittingly been included, the publisher will be pleased to make amends at the earliest possible opportunity.

OCR is part of the Cambridge Assessment Group. Cambridge Assessment is the brand name of University of Cambridge Local Examinations Syndicate (UCLES), which is itself a department of the University of Cambridge.

**GENERAL CERTIFICATE OF SECONDARY EDUCATION 2372 & 2375**  
**GUJARATI**  
Speaking (Higher Tier)  
**ROLE PLAY BOOKLET 7**  
**H**  
**JUNE 2007**

To be completed between 7 March and 15 May 2007



\*  
C  
O  
P  
Y  
T  
3  
8  
3  
2  
3  
\*

**INSTRUCTIONS TO CANDIDATES**

- You must carry out the tasks specified on pages 2 and 3 of this booklet.
- The roles to be played by you and your teacher are indicated.
- For the Narrative role play you should use the notes to tell your teacher what happened in the story. Be prepared to respond to any questions or comments from your teacher.
- You have about 12 minutes to study the situations.

**INFORMATION FOR CANDIDATES**

- There is no Section 1 in the Higher Tier Speaking test.
- The important thing in the Section 2 role play is to convey the message.
- You must not make any written notes during the preparation period before the examination.
- For your Presentation you may wish to take into the examination room a cue card with up to five short headings on it. No other written notes are allowed.
- No dictionaries are allowed.
- After the two role plays you will do a Presentation, for about one minute, on a subject you have prepared.
- The rest of the Speaking test will consist of a Discussion of the Presentation with your teacher, and finally, two General Conversation topics.

This document consists of 4 printed pages.

**Higher Tier Booklet 7****Section 2**

**Situation:** You are at a book-stall in the market in Rajkot.

Your teacher will play the part of the stallholder and start the conversation.

You will have to:

- 1 say what kind of books you like.  
(e.g. novel / poetry / adventure books).
- 2 say you have read it.
- 3 ask where the shop is.
- 4 answer the question.



## Section 3 (Narrative)

## Booklet 7

**Situation:** The notes and pictures below give an outline of the weekend last year when the candidate's parents had to go away for a night and his/her aunt came to stay with him/her for a night. This is not intended to be a monologue. Teacher/examiners should ask questions at various points.

**શનિવારે સવારે** 08:00

કોણ આવ્યું? કાકીને મદદ?  
રસોડામાં શું શું કર્યું?  
શું શું બનાવ્યું?

**શનિવારે બપોરે** 16:00

માતાપિતા ક્યાં ગયા? શા માટે?  
કેવી રીતે?

**રવિવારે દિવસે** 8:00

ક્યારે ઊઠ્યા? શું શું કર્યું? ક્યાં ગયા? કેવો દિવસ? શું શું લીધું? 😊 હા? ના?

**રવિવારે સાંજે** 19:30

સાંજે શું કર્યું? શું ખાધું?  
કેટલા વાગે?

**માતાપિતા ઘરે આવ્યા**

માતાપિતાએ શું કર્યું?  
તમે શું શું કર્યું?  
સારો દિવસ?

---

Permission to reproduce items where third-party owned material protected by copyright is included has been sought and cleared where possible. Every reasonable effort has been made by the publisher (OCR) to trace copyright holders, but if any items requiring clearance have unwittingly been included, the publisher will be pleased to make amends at the earliest possible opportunity.

OCR is part of the Cambridge Assessment Group. Cambridge Assessment is the brand name of University of Cambridge Local Examinations Syndicate (UCLES), which is itself a department of the University of Cambridge.



**GENERAL CERTIFICATE OF SECONDARY EDUCATION 2372 & 2375**  
**GUJARATI**  
Speaking (Higher Tier)  
**ROLE PLAY BOOKLET 8**  
**JUNE 2007**

**H**

To be completed between 7 March and 15 May 2007



\*  
C  
O  
P  
Y  
T  
3  
8  
3  
2  
3  
\*

**INSTRUCTIONS TO CANDIDATES**

- You must carry out the tasks specified on pages 2 and 3 of this booklet.
- The roles to be played by you and your teacher are indicated.
- For the Narrative role play you should use the notes to tell your teacher what happened in the story. Be prepared to respond to any questions or comments from your teacher.
- You have about 12 minutes to study the situations.

**INFORMATION FOR CANDIDATES**

- There is no Section 1 in the Higher Tier Speaking test.
- The important thing in the Section 2 role play is to convey the message.
- You must not make any written notes during the preparation period before the examination.
- For your Presentation you may wish to take into the examination room a cue card with up to five short headings on it. No other written notes are allowed.
- No dictionaries are allowed.
- After the two role plays you will do a Presentation, for about one minute, on a subject you have prepared.
- The rest of the Speaking test will consist of a Discussion of the Presentation with your teacher, and finally, two General Conversation topics.

This document consists of 4 printed pages.

## Higher Tier Booklet 8


## Section 2

**Situation:** You are visiting a school in Surat.

Your teacher will play the part of a teacher in Surat and start the conversation.

You will have to:

- 1 say what subjects you like. Give **two**.  
(e.g. science / mathematics / geography).
- 2 ask if they have computers.
- 3 say you have been to England.
- 4 answer the question.




## Section 3 (Narrative)

## Booklet 8


**Situation:** The notes and pictures below give an outline of the day the candidate went to a celebration in a different city/town with his/her uncle's family. This is not intended to be a monologue. Teacher/examiners should ask questions at various points.

**સવારના** 10:00



કોની સાથે ? કેવી રીતે ?  
કેટલા વાગે ? ક્યાં ?  
શેની ઉજવણી ?

**રસ્તામાં**



માતાપિતાએ શું કુચું ? તમે શું  
કુચું ? કેટલો સમય ? શું ખરીદી  
કરી ?

**બપોરે** 12:30



કેવો દિવસ ? ક્યાં ? કોણ કોણ ? શું શું જમ્યા ? કોની સાથે શું કુચું ?  
કેવા વિચારો ?

**સાંજે**



ક્યાં ? ઘણાં માણસો ?  
શું કુચું ? વિચારો ? શા માટે ?

**ઘરે** 01:30



ક્યારે ઘરે પહોંચ્યા ? થાક ?  
શા માટે ?

☹️ 😊 ☹️

---

Permission to reproduce items where third-party owned material protected by copyright is included has been sought and cleared where possible. Every reasonable effort has been made by the publisher (OCR) to trace copyright holders, but if any items requiring clearance have unwittingly been included, the publisher will be pleased to make amends at the earliest possible opportunity.

OCR is part of the Cambridge Assessment Group. Cambridge Assessment is the brand name of University of Cambridge Local Examinations Syndicate (UCLES), which is itself a department of the University of Cambridge.

**GENERAL CERTIFICATE OF SECONDARY EDUCATION 2372 & 2375**  
**GUJARATI**  
Speaking (Higher Tier)  
**ROLE PLAY BOOKLET 9**  
**JUNE 2007**

**H**

To be completed between 7 March and 15 May 2007



\*  
C  
O  
P  
Y  
T  
3  
8  
3  
2  
3  
\*

**INSTRUCTIONS TO CANDIDATES**

- You must carry out the tasks specified on pages 2 and 3 of this booklet.
- The roles to be played by you and your teacher are indicated.
- For the Narrative role play you should use the notes to tell your teacher what happened in the story. Be prepared to respond to any questions or comments from your teacher.
- You have about 12 minutes to study the situations.

**INFORMATION FOR CANDIDATES**

- There is no Section 1 in the Higher Tier Speaking test.
- The important thing in the Section 2 role play is to convey the message.
- You must not make any written notes during the preparation period before the examination.
- For your Presentation you may wish to take into the examination room a cue card with up to five short headings on it. No other written notes are allowed.
- No dictionaries are allowed.
- After the two role plays you will do a Presentation, for about one minute, on a subject you have prepared.
- The rest of the Speaking test will consist of a Discussion of the Presentation with your teacher, and finally, two General Conversation topics.

This document consists of 4 printed pages.

**Higher Tier Booklet 9****Section 2**

**Situation:** You are checking in at Ahmedabad airport.

Your teacher will play the part of the clerk and start the conversation.

You will have to:

- 1 say that you have lost your ticket.
- 2 say when you are travelling.  
(e.g. 3.00 / 4.00 / 5.00).
- 3 answer the question.
- 4 ask if you can get another ticket.



## Section 3 (Narrative)

## Booklet 9


**Situation:** The notes and pictures below give an outline of the weekend last year when the candidate's parents had to go away for a night and his/her aunt came to stay with him/her for a night. This is not intended to be a monologue. Teacher/examiners should ask questions at various points.

શનિવારે સવારે 08:00




કોણ આવ્યું? કાકીને મદદ?  
રસોડામાં શું શું કર્યું?  
શું શું બનાવ્યું?

શનિવારે બપોરે 16:00




માતાપિતા ક્યાં ગયા? શા માટે?  
કેવી રીતે?

8:00 રવિવારે દિવસે



ક્યારે ઊઠ્યા? શું શું કર્યું? ક્યાં ગયા? કેવો દિવસ? શું શું લીધું? 😊 હા? ના?

રવિવારે સાંજે 19:30



સાંજે શું કર્યું? શું ખાધું?  
કેટલા વાગે?

માતાપિતા ઘરે આવ્યા



માતાપિતાએ શું કર્યું?  
તમે શું શું કર્યું?  
સારો દિવસ?

---

Permission to reproduce items where third-party owned material protected by copyright is included has been sought and cleared where possible. Every reasonable effort has been made by the publisher (OCR) to trace copyright holders, but if any items requiring clearance have unwittingly been included, the publisher will be pleased to make amends at the earliest possible opportunity.

OCR is part of the Cambridge Assessment Group. Cambridge Assessment is the brand name of University of Cambridge Local Examinations Syndicate (UCLES), which is itself a department of the University of Cambridge.



**GENERAL CERTIFICATE OF SECONDARY EDUCATION 2372 & 2375**  
**GUJARATI**  
Speaking (Higher Tier)  
**ROLE PLAY BOOKLET 10**  
**H**  
**JUNE 2007**

To be completed between 7 March and 15 May 2007



\*  
C  
O  
P  
Y  
T  
3  
8  
3  
2  
3  
\*

**INSTRUCTIONS TO CANDIDATES**

- You must carry out the tasks specified on pages 2 and 3 of this booklet.
- The roles to be played by you and your teacher are indicated.
- For the Narrative role play you should use the notes to tell your teacher what happened in the story. Be prepared to respond to any questions or comments from your teacher.
- You have about 12 minutes to study the situations.

**INFORMATION FOR CANDIDATES**

- There is no Section 1 in the Higher Tier Speaking test.
- The important thing in the Section 2 role play is to convey the message.
- You must not make any written notes during the preparation period before the examination.
- For your Presentation you may wish to take into the examination room a cue card with up to five short headings on it. No other written notes are allowed.
- No dictionaries are allowed.
- After the two role plays you will do a Presentation, for about one minute, on a subject you have prepared.
- The rest of the Speaking test will consist of a Discussion of the Presentation with your teacher, and finally, two General Conversation topics.

This document consists of 4 printed pages.

## Higher Tier Booklet 10

## Section 2

**Situation:** In a police station you are reporting the theft of your mobile phone.

Your teacher will play the part of the policeman / woman and start the conversation.

You will have to:

- 1 say where it was stolen.  
(e.g. in school / on the street / in the playground).
- 2 say / give the time it was stolen.
- 3 say what colour.  
(e.g. red, blue, silver).
- 4 say it was a gift from.  
(e.g. your mother / your brother / your sister).




## Section 3 (Narrative)

## Booklet 10


**Situation:** The notes and pictures below give an outline of the day the candidate visited an uncle and two cousins in a Gujarat town last year. This is not intended to be a monologue. Teacher/examiners should ask questions at various points.

**સવારના**




ક્યારે ? ક્યાં ? હવામાન ?  
કોને મળ્યા ? ક્યાં ગયા ?

**બપોરના કાકાના ઘરે**




શું શું જમ્યા ? ઊંઘ ? શા માટે ?  
કેવો ઘોંઘાટ ?

**સાંજે**




ક્યાં ? કેવી રીતે ?      કોની સાથે ?      શું ખાધું ?

**રાતે સગાને ઘરે**



કોને ઘરે ગયા ? ક્યાં ? શું ભેટ ?  
લાગણીઓ ?

**રાતે કાકાના ઘરે**



કઈ ફિલ્મ ? શા માટે ગમી ?  
કેમ ન ગમી ? વિચારો ?

---

Permission to reproduce items where third-party owned material protected by copyright is included has been sought and cleared where possible. Every reasonable effort has been made by the publisher (OCR) to trace copyright holders, but if any items requiring clearance have unwittingly been included, the publisher will be pleased to make amends at the earliest possible opportunity.

OCR is part of the Cambridge Assessment Group. Cambridge Assessment is the brand name of University of Cambridge Local Examinations Syndicate (UCLES), which is itself a department of the University of Cambridge.