

GENERAL CERTIFICATE OF SECONDARY EDUCATION**GERMAN**

Speaking (Higher Tier)

2362 & 2365**ROLE PLAY BOOKLET 11****JUNE 2010****To be completed between 7 March and 15 May 2010****INSTRUCTIONS TO CANDIDATES**

- You must carry out the tasks specified on pages 2 and 3 of this booklet.
- The roles to be played by you and your teacher are indicated.
- For the Narrative role play you should use the notes to tell your teacher what happened in the story. Be prepared to respond to any questions or comments from your teacher.
- You have about 12 minutes to study the situations.

INFORMATION FOR CANDIDATES

- There is no Section 1 in the Higher Tier Speaking test.
- The important thing in the Section 2 role play is to convey the message.
- You must not make any written notes during the preparation period before the examination.
- For your Presentation you may take into the examination room a cue card with up to five short headings on it. No other written notes are allowed.
- No dictionaries are allowed.
- After the two role plays you will do a Presentation, for about one minute, on a subject you have prepared.
- The rest of the Speaking test will consist of a Discussion of the Presentation with your teacher, and finally, two General Conversation topics.
- This document consists of 4 pages. Any blank pages are indicated.

Higher Tier Booklet 11

Section 2

Situation: You are at your penfriend's house in Germany. One morning you feel ill and are still in bed. Your teacher will play the part of your penfriend and start the conversation.

You will have to:

- 1 say what is the matter with you
(e.g. don't feel well / headache / stomach ache)
- 2 answer the question
- 3 say what you ate OR drank last night
- 4 say what you want to do
(e.g. stay in bed / go to the doctor's / take tablets)




Section 3 (Narrative)

Higher Tier Booklet 11


The notes and pictures below describe an evening out with a German friend while you were in Germany last year.

Die Fahrt in die Stadt



Wann? Wie lange gewartet? Wohin gefahren – und wie?

Im Jugendzentrum



Wohin gegangen? Was gemacht? Wann? Wen getroffen?

Später am Abend




Was gemacht? Warum? Wohin gegangen?

In der Disko



Wohin gegangen? Warum? Für wie lange? Was gemacht? Was für Musik?

Das Problem



Wie spät? Nach Hause – wie? Teuer? Spät angekommen? Glückliche? ☹️/😊??

**Copyright Information**

OCR is committed to seeking permission to reproduce all third-party content that it uses in its assessment materials. OCR has attempted to identify and contact all copyright holders whose work is used in this paper. To avoid the issue of disclosure of answer-related information to candidates, all copyright acknowledgements are reproduced in the OCR Copyright Acknowledgements Booklet. This is produced for each series of examinations, is given to all schools that receive assessment material and is freely available to download from our public website (www.ocr.org.uk) after the live examination series.

If OCR has unwittingly failed to correctly acknowledge or clear any third-party content in this assessment material, OCR will be happy to correct its mistake at the earliest possible opportunity.

For queries or further information please contact the Copyright Team, First Floor, 9 Hills Road, Cambridge CB2 1GE.

OCR is part of the Cambridge Assessment Group; Cambridge Assessment is the brand name of University of Cambridge Local Examinations Syndicate (UCLES), which is itself a department of the University of Cambridge.