



**F**

**GENERAL CERTIFICATE OF SECONDARY EDUCATION**

**GERMAN**

Speaking (Foundation Tier)

**2362 & 2365**

**ROLE PLAY CARD 1**

**JUNE 2010**

**To be completed between 7 March and 15 May 2010**



**INSTRUCTIONS TO CANDIDATES**

- You must carry out the tasks specified in the situations overleaf.
- The roles to be played by you and your teacher are indicated.
- You have about 10 minutes to study the situations.

**INFORMATION FOR CANDIDATES**

- The important thing is to convey the message.
- You must not make any written notes during the preparation period before the examination.
- For your Presentation you may take into the examination room a cue card with up to five short headings on it. No other written notes are allowed.
- No dictionaries are allowed.
- After the two role plays you will do a Presentation, for about one minute, on a subject you have prepared.
- The rest of the Speaking test will consist of a Discussion of the Presentation with your teacher, and finally, two General Conversation topics.
- This document consists of 2 pages. Any blank pages are indicated.


## Foundation Card 1

### Section 1

**Situation:** You are in a café in Germany. Your teacher will play the part of the waiter / waitress and start the conversation.

You will have to:

- 1 ask for a table
- 2 say for how many people
- 3 ask for something to eat (e.g. cake / sausage / ice-cream)
- 4 ask for something to drink



### Section 2

**Situation:** You are in the lost property office in Germany. Your teacher will play the part of the official and start the conversation.

You will have to:

- 1 say what you have lost (e.g. purse / wallet / bag)
- 2 say where you lost the item
- 3 answer the question
- 4 describe the lost item (give **TWO** details)



#### Copyright Information

OCR is committed to seeking permission to reproduce all third-party content that it uses in its assessment materials. OCR has attempted to identify and contact all copyright holders whose work is used in this paper. To avoid the issue of disclosure of answer-related information to candidates, all copyright acknowledgements are reproduced in the OCR Copyright Acknowledgements Booklet. This is produced for each series of examinations, is given to all schools that receive assessment material and is freely available to download from our public website ([www.ocr.org.uk](http://www.ocr.org.uk)) after the live examination series.

If OCR has unwittingly failed to correctly acknowledge or clear any third-party content in this assessment material, OCR will be happy to correct its mistake at the earliest possible opportunity.

For queries or further information please contact the Copyright Team, First Floor, 9 Hills Road, Cambridge CB2 1GE.

OCR is part of the Cambridge Assessment Group; Cambridge Assessment is the brand name of University of Cambridge Local Examinations Syndicate (UCLES), which is itself a department of the University of Cambridge.



**F**

**GENERAL CERTIFICATE OF SECONDARY EDUCATION**

**GERMAN**

Speaking (Foundation Tier)

**2362 & 2365**

**ROLE PLAY CARD 2**

**JUNE 2010**

**To be completed between 7 March and 15 May 2010**



**INSTRUCTIONS TO CANDIDATES**

- You must carry out the tasks specified in the situations overleaf.
- The roles to be played by you and your teacher are indicated.
- You have about 10 minutes to study the situations.

**INFORMATION FOR CANDIDATES**

- The important thing is to convey the message.
- You must not make any written notes during the preparation period before the examination.
- For your Presentation you may take into the examination room a cue card with up to five short headings on it. No other written notes are allowed.
- No dictionaries are allowed.
- After the two role plays you will do a Presentation, for about one minute, on a subject you have prepared.
- The rest of the Speaking test will consist of a Discussion of the Presentation with your teacher, and finally, two General Conversation topics.
- This document consists of 2 pages. Any blank pages are indicated.

## Foundation Card 2

### Section 1

**Situation:** You are in the clothes department of a store in Germany. Your teacher will play the part of the assistant and start the conversation.

You will have to:

- 1 say what you want (e.g. shirt / blouse / pullover)
- 2 say what colour
- 3 say what size (e.g. small / medium / large)
- 4 ask the cost



### Section 2

**Situation:** You are at a friend's house in Germany. One morning you feel ill and stay in bed. Your teacher will play the part of your German friend and start the conversation.

You will have to:

- 1 say what is the matter with you  
(e.g. don't feel well / headache / stomach ache)
- 2 answer the question
- 3 say what you ate **OR** drank last night
- 4 say what you want to do  
(e.g. stay in bed / go to the doctor's / take tablets)



#### Copyright Information

OCR is committed to seeking permission to reproduce all third-party content that it uses in its assessment materials. OCR has attempted to identify and contact all copyright holders whose work is used in this paper. To avoid the issue of disclosure of answer-related information to candidates, all copyright acknowledgements are reproduced in the OCR Copyright Acknowledgements Booklet. This is produced for each series of examinations, is given to all schools that receive assessment material and is freely available to download from our public website ([www.ocr.org.uk](http://www.ocr.org.uk)) after the live examination series.

If OCR has unwittingly failed to correctly acknowledge or clear any third-party content in this assessment material, OCR will be happy to correct its mistake at the earliest possible opportunity.

For queries or further information please contact the Copyright Team, First Floor, 9 Hills Road, Cambridge CB2 1GE.

OCR is part of the Cambridge Assessment Group; Cambridge Assessment is the brand name of University of Cambridge Local Examinations Syndicate (UCLES), which is itself a department of the University of Cambridge.



**F**

**GENERAL CERTIFICATE OF SECONDARY EDUCATION**

**GERMAN**

Speaking (Foundation Tier)

**2362 & 2365**

**ROLE PLAY CARD 3**

**JUNE 2010**

**To be completed between 7 March and 15 May 2010**



**INSTRUCTIONS TO CANDIDATES**

- You must carry out the tasks specified in the situations overleaf.
- The roles to be played by you and your teacher are indicated.
- You have about 10 minutes to study the situations.

**INFORMATION FOR CANDIDATES**

- The important thing is to convey the message.
- You must not make any written notes during the preparation period before the examination.
- For your Presentation you may take into the examination room a cue card with up to five short headings on it. No other written notes are allowed.
- No dictionaries are allowed.
- After the two role plays you will do a Presentation, for about one minute, on a subject you have prepared.
- The rest of the Speaking test will consist of a Discussion of the Presentation with your teacher, and finally, two General Conversation topics.
- This document consists of 2 pages. Any blank pages are indicated.

## Foundation Card 3

### Section 1

**Situation:** You are at the tourist information office in Germany. Your teacher will play the part of the official and start the conversation.

You will have to:

- 1 say where you want to go in town (e.g. museum / cathedral / castle)
- 2 say when you want to go there
- 3 ask where it is
- 4 ask the cost



### Section 2

**Situation:** You are staying in Germany for a week. A friend phones and asks you to go out tonight. Your teacher will play the part of the friend and start the conversation.

You will have to:

- 1 say where you went last night (e.g. cinema / disco / concert)
- 2 answer the question
- 3 say you don't want to go out tonight
- 4 give a reason (e.g. no money / tired / headache)



#### Copyright Information

OCR is committed to seeking permission to reproduce all third-party content that it uses in its assessment materials. OCR has attempted to identify and contact all copyright holders whose work is used in this paper. To avoid the issue of disclosure of answer-related information to candidates, all copyright acknowledgements are reproduced in the OCR Copyright Acknowledgements Booklet. This is produced for each series of examinations, is given to all schools that receive assessment material and is freely available to download from our public website ([www.ocr.org.uk](http://www.ocr.org.uk)) after the live examination series.

If OCR has unwittingly failed to correctly acknowledge or clear any third-party content in this assessment material, OCR will be happy to correct its mistake at the earliest possible opportunity.

For queries or further information please contact the Copyright Team, First Floor, 9 Hills Road, Cambridge CB2 1GE.

OCR is part of the Cambridge Assessment Group; Cambridge Assessment is the brand name of University of Cambridge Local Examinations Syndicate (UCLES), which is itself a department of the University of Cambridge.



**F**

**GENERAL CERTIFICATE OF SECONDARY EDUCATION**

**GERMAN**

Speaking (Foundation Tier)

**2362 & 2365**

**ROLE PLAY CARD 4**

**JUNE 2010**

**To be completed between 7 March and 15 May 2010**



**INSTRUCTIONS TO CANDIDATES**

- You must carry out the tasks specified in the situations overleaf.
- The roles to be played by you and your teacher are indicated.
- You have about 10 minutes to study the situations.

**INFORMATION FOR CANDIDATES**

- The important thing is to convey the message.
- You must not make any written notes during the preparation period before the examination.
- For your Presentation you may take into the examination room a cue card with up to five short headings on it. No other written notes are allowed.
- No dictionaries are allowed.
- After the two role plays you will do a Presentation, for about one minute, on a subject you have prepared.
- The rest of the Speaking test will consist of a Discussion of the Presentation with your teacher, and finally, two General Conversation topics.
- This document consists of 2 pages. Any blank pages are indicated.

## Foundation Card 4

### Section 1

**Situation:** You are paying to go into a museum in Germany. Your teacher will play the part of the ticket seller and start the conversation.

You will have to:

- 1 ask the cost
- 2 say how old you are
- 3 say you don't have a camera
- 4 ask where something is in the museum  
(e.g. shop / toilet / café)




### Section 2

**Situation:** You have gone to enquire about a job in a café in Germany. Your teacher will play the part of the manager and start the conversation.

You will have to:

- 1 say you want to work in the café
- 2 say where you have already worked  
(e.g. in a sports centre / in a restaurant / in a shop)
- 3 answer the question
- 4 ask how much you can earn



#### Copyright Information

OCR is committed to seeking permission to reproduce all third-party content that it uses in its assessment materials. OCR has attempted to identify and contact all copyright holders whose work is used in this paper. To avoid the issue of disclosure of answer-related information to candidates, all copyright acknowledgements are reproduced in the OCR Copyright Acknowledgements Booklet. This is produced for each series of examinations, is given to all schools that receive assessment material and is freely available to download from our public website ([www.ocr.org.uk](http://www.ocr.org.uk)) after the live examination series.

If OCR has unwittingly failed to correctly acknowledge or clear any third-party content in this assessment material, OCR will be happy to correct its mistake at the earliest possible opportunity.

For queries or further information please contact the Copyright Team, First Floor, 9 Hills Road, Cambridge CB2 1GE.

OCR is part of the Cambridge Assessment Group; Cambridge Assessment is the brand name of University of Cambridge Local Examinations Syndicate (UCLES), which is itself a department of the University of Cambridge.





**F**

**GENERAL CERTIFICATE OF SECONDARY EDUCATION**

**GERMAN**

Speaking (Foundation Tier)

**2362 & 2365**

**ROLE PLAY CARD 5**

**JUNE 2010**

**To be completed between 7 March and 15 May 2010**



**INSTRUCTIONS TO CANDIDATES**

- You must carry out the tasks specified in the situations overleaf.
- The roles to be played by you and your teacher are indicated.
- You have about 10 minutes to study the situations.

**INFORMATION FOR CANDIDATES**

- The important thing is to convey the message.
- You must not make any written notes during the preparation period before the examination.
- For your Presentation you may take into the examination room a cue card with up to five short headings on it. No other written notes are allowed.
- No dictionaries are allowed.
- After the two role plays you will do a Presentation, for about one minute, on a subject you have prepared.
- The rest of the Speaking test will consist of a Discussion of the Presentation with your teacher, and finally, two General Conversation topics.
- This document consists of 2 pages. Any blank pages are indicated.

## Foundation Card 5

### Section 1

**Situation:** You are at the cinema box office in Germany. Your teacher will play the part of the ticket seller and start the conversation.

You will have to:

- 1 ask for two tickets
- 2 say when for (e.g. 6 o'clock / tomorrow / this evening)
- 3 ask the cost
- 4 ask how long the film is



### Section 2

**Situation:** You are staying in a youth hostel in Germany and speak to the warden about a problem. Your teacher will play the part of the warden and start the conversation.

You will have to:

- 1 say when you arrived  
(e.g. this morning / yesterday / at 15.00 hrs)
- 2 say what the problem is  
(e.g. shower isn't working / the bed is broken / there is no hot water)
- 3 answer the question
- 4 ask the way into town



#### Copyright Information

OCR is committed to seeking permission to reproduce all third-party content that it uses in its assessment materials. OCR has attempted to identify and contact all copyright holders whose work is used in this paper. To avoid the issue of disclosure of answer-related information to candidates, all copyright acknowledgements are reproduced in the OCR Copyright Acknowledgements Booklet. This is produced for each series of examinations, is given to all schools that receive assessment material and is freely available to download from our public website ([www.ocr.org.uk](http://www.ocr.org.uk)) after the live examination series.

If OCR has unwittingly failed to correctly acknowledge or clear any third-party content in this assessment material, OCR will be happy to correct its mistake at the earliest possible opportunity.

For queries or further information please contact the Copyright Team, First Floor, 9 Hills Road, Cambridge CB2 1GE.

OCR is part of the Cambridge Assessment Group; Cambridge Assessment is the brand name of University of Cambridge Local Examinations Syndicate (UCLES), which is itself a department of the University of Cambridge.



**F**

**GENERAL CERTIFICATE OF SECONDARY EDUCATION**

**GERMAN**

Speaking (Foundation Tier)

**2362 & 2365**

**ROLE PLAY CARD 6**

**JUNE 2010**

**To be completed between 7 March and 15 May 2010**



**INSTRUCTIONS TO CANDIDATES**

- You must carry out the tasks specified in the situations overleaf.
- The roles to be played by you and your teacher are indicated.
- You have about 10 minutes to study the situations.

**INFORMATION FOR CANDIDATES**

- The important thing is to convey the message.
- You must not make any written notes during the preparation period before the examination.
- For your Presentation you may take into the examination room a cue card with up to five short headings on it. No other written notes are allowed.
- No dictionaries are allowed.
- After the two role plays you will do a Presentation, for about one minute, on a subject you have prepared.
- The rest of the Speaking test will consist of a Discussion of the Presentation with your teacher, and finally, two General Conversation topics.
- This document consists of 2 pages. Any blank pages are indicated.

## Foundation Card 6

### Section 1

**Situation:** You are on holiday in Germany and are invited to a party by a friend. Your teacher will play the part of the friend and start the conversation.

You will have to:

- 1 ask when the party is
- 2 ask where he / she lives
- 3 say you would like to come
- 4 say what you will bring (e.g. lemonade / orange juice / crisps)



### Section 2

**Situation:** You have arrived in Germany by air and want to take a taxi into town. Your teacher will play the part of the official and start the conversation.

You will have to:

- 1 say when you arrived  
(e.g. at 2 o'clock / this afternoon / ten minutes ago)
- 2 say you want a taxi
- 3 answer the question
- 4 ask if you can pay by card



#### Copyright Information

OCR is committed to seeking permission to reproduce all third-party content that it uses in its assessment materials. OCR has attempted to identify and contact all copyright holders whose work is used in this paper. To avoid the issue of disclosure of answer-related information to candidates, all copyright acknowledgements are reproduced in the OCR Copyright Acknowledgements Booklet. This is produced for each series of examinations, is given to all schools that receive assessment material and is freely available to download from our public website ([www.ocr.org.uk](http://www.ocr.org.uk)) after the live examination series.

If OCR has unwittingly failed to correctly acknowledge or clear any third-party content in this assessment material, OCR will be happy to correct its mistake at the earliest possible opportunity.

For queries or further information please contact the Copyright Team, First Floor, 9 Hills Road, Cambridge CB2 1GE.

OCR is part of the Cambridge Assessment Group; Cambridge Assessment is the brand name of University of Cambridge Local Examinations Syndicate (UCLES), which is itself a department of the University of Cambridge.



**F**

**GENERAL CERTIFICATE OF SECONDARY EDUCATION**

**GERMAN**

Speaking (Foundation Tier)

**2362 & 2365**

**ROLE PLAY CARD 7**

**JUNE 2010**

**To be completed between 7 March and 15 May 2010**



**INSTRUCTIONS TO CANDIDATES**

- You must carry out the tasks specified in the situations overleaf.
- The roles to be played by you and your teacher are indicated.
- You have about 10 minutes to study the situations.

**INFORMATION FOR CANDIDATES**

- The important thing is to convey the message.
- You must not make any written notes during the preparation period before the examination.
- For your Presentation you may take into the examination room a cue card with up to five short headings on it. No other written notes are allowed.
- No dictionaries are allowed.
- After the two role plays you will do a Presentation, for about one minute, on a subject you have prepared.
- The rest of the Speaking test will consist of a Discussion of the Presentation with your teacher, and finally, two General Conversation topics.
- This document consists of 2 pages. Any blank pages are indicated.


## Foundation Card 7

### Section 1

**Situation:** You are in a café in Germany. Your teacher will play the part of the waiter / waitress and start the conversation.

You will have to:

- 1 ask for a table
- 2 say for how many people
- 3 ask for something to eat  
(e.g. cake / sausage / ice-cream)
- 4 ask for something to drink



### Section 2

**Situation:** You are staying in a youth hostel in Germany and speak to the warden about a problem. Your teacher will play the part of the warden and start the conversation.

You will have to:

- 1 say when you arrived  
(e.g. this morning / yesterday / at 15.00 hrs)
- 2 say what the problem is  
(e.g. shower isn't working / the bed is broken / there is no hot water)
- 3 answer the question
- 4 ask the way into town



#### Copyright Information

OCR is committed to seeking permission to reproduce all third-party content that it uses in its assessment materials. OCR has attempted to identify and contact all copyright holders whose work is used in this paper. To avoid the issue of disclosure of answer-related information to candidates, all copyright acknowledgements are reproduced in the OCR Copyright Acknowledgements Booklet. This is produced for each series of examinations, is given to all schools that receive assessment material and is freely available to download from our public website ([www.ocr.org.uk](http://www.ocr.org.uk)) after the live examination series.

If OCR has unwittingly failed to correctly acknowledge or clear any third-party content in this assessment material, OCR will be happy to correct its mistake at the earliest possible opportunity.

For queries or further information please contact the Copyright Team, First Floor, 9 Hills Road, Cambridge CB2 1GE.

OCR is part of the Cambridge Assessment Group; Cambridge Assessment is the brand name of University of Cambridge Local Examinations Syndicate (UCLES), which is itself a department of the University of Cambridge.



**F**

**GENERAL CERTIFICATE OF SECONDARY EDUCATION**

**GERMAN**

Speaking (Foundation Tier)

**2362 & 2365**

**ROLE PLAY CARD 8**

**JUNE 2010**

**To be completed between 7 March and 15 May 2010**



**INSTRUCTIONS TO CANDIDATES**

- You must carry out the tasks specified in the situations overleaf.
- The roles to be played by you and your teacher are indicated.
- You have about 10 minutes to study the situations.

**INFORMATION FOR CANDIDATES**

- The important thing is to convey the message.
- You must not make any written notes during the preparation period before the examination.
- For your Presentation you may take into the examination room a cue card with up to five short headings on it. No other written notes are allowed.
- No dictionaries are allowed.
- After the two role plays you will do a Presentation, for about one minute, on a subject you have prepared.
- The rest of the Speaking test will consist of a Discussion of the Presentation with your teacher, and finally, two General Conversation topics.
- This document consists of 2 pages. Any blank pages are indicated.

## Foundation Card 8

### Section 1

**Situation:** You are in the clothes department of a store in Germany. Your teacher will play the part of the assistant and start the conversation.

You will have to:

- 1 say what you want (e.g. shirt / blouse / pullover)
- 2 say what colour
- 3 say what size (e.g. small / medium / large)
- 4 ask the cost



### Section 2

**Situation:** You have arrived in Germany by air and want to take a taxi into town. Your teacher will play the part of the official and start the conversation.

You will have to:

- 1 say when you arrived  
(e.g. at 2 o'clock / this afternoon / ten minutes ago)
- 2 say you want a taxi
- 3 answer the question
- 4 ask if you can pay by card



#### Copyright Information

OCR is committed to seeking permission to reproduce all third-party content that it uses in its assessment materials. OCR has attempted to identify and contact all copyright holders whose work is used in this paper. To avoid the issue of disclosure of answer-related information to candidates, all copyright acknowledgements are reproduced in the OCR Copyright Acknowledgements Booklet. This is produced for each series of examinations, is given to all schools that receive assessment material and is freely available to download from our public website ([www.ocr.org.uk](http://www.ocr.org.uk)) after the live examination series.

If OCR has unwittingly failed to correctly acknowledge or clear any third-party content in this assessment material, OCR will be happy to correct its mistake at the earliest possible opportunity.

For queries or further information please contact the Copyright Team, First Floor, 9 Hills Road, Cambridge CB2 1GE.

OCR is part of the Cambridge Assessment Group; Cambridge Assessment is the brand name of University of Cambridge Local Examinations Syndicate (UCLES), which is itself a department of the University of Cambridge.





**F**

**GENERAL CERTIFICATE OF SECONDARY EDUCATION**

**GERMAN**

Speaking (Foundation Tier)

**2362 & 2365**

**ROLE PLAY CARD 9**

**JUNE 2010**

**To be completed between 7 March and 15 May 2010**



**INSTRUCTIONS TO CANDIDATES**

- You must carry out the tasks specified in the situations overleaf.
- The roles to be played by you and your teacher are indicated.
- You have about 10 minutes to study the situations.

**INFORMATION FOR CANDIDATES**

- The important thing is to convey the message.
- You must not make any written notes during the preparation period before the examination.
- For your Presentation you may take into the examination room a cue card with up to five short headings on it. No other written notes are allowed.
- No dictionaries are allowed.
- After the two role plays you will do a Presentation, for about one minute, on a subject you have prepared.
- The rest of the Speaking test will consist of a Discussion of the Presentation with your teacher, and finally, two General Conversation topics.
- This document consists of 2 pages. Any blank pages are indicated.

## Foundation Card 9

### Section 1

**Situation:** You are at the tourist information office in Germany. Your teacher will play the part of the official and start the conversation.

You will have to:

- 1 say where you want to go in town  
(e.g. museum / cathedral / castle)
- 2 say when you want to go there
- 3 ask where it is
- 4 ask the cost



### Section 2

**Situation:** You are at a friend's house in Germany. One morning you feel ill and stay in bed. Your teacher will play the part of your German friend and start the conversation.

You will have to:

- 1 say what is the matter with you  
(e.g. don't feel well / headache / stomach ache)
- 2 answer the question
- 3 say what you ate **OR** drank last night
- 4 say what you want to do  
(e.g. stay in bed / go to the doctor's / take tablets)



#### Copyright Information

OCR is committed to seeking permission to reproduce all third-party content that it uses in its assessment materials. OCR has attempted to identify and contact all copyright holders whose work is used in this paper. To avoid the issue of disclosure of answer-related information to candidates, all copyright acknowledgements are reproduced in the OCR Copyright Acknowledgements Booklet. This is produced for each series of examinations, is given to all schools that receive assessment material and is freely available to download from our public website ([www.ocr.org.uk](http://www.ocr.org.uk)) after the live examination series.

If OCR has unwittingly failed to correctly acknowledge or clear any third-party content in this assessment material, OCR will be happy to correct its mistake at the earliest possible opportunity.

For queries or further information please contact the Copyright Team, First Floor, 9 Hills Road, Cambridge CB2 1GE.

OCR is part of the Cambridge Assessment Group; Cambridge Assessment is the brand name of University of Cambridge Local Examinations Syndicate (UCLES), which is itself a department of the University of Cambridge.



**F**

**GENERAL CERTIFICATE OF SECONDARY EDUCATION**

**GERMAN**

Speaking (Foundation Tier)

**2362 & 2365**

**ROLE PLAY CARD 10**

**JUNE 2010**

**To be completed between 7 March and 15 May 2010**



**INSTRUCTIONS TO CANDIDATES**

- You must carry out the tasks specified in the situations overleaf.
- The roles to be played by you and your teacher are indicated.
- You have about 10 minutes to study the situations.

**INFORMATION FOR CANDIDATES**

- The important thing is to convey the message.
- You must not make any written notes during the preparation period before the examination.
- For your Presentation you may take into the examination room a cue card with up to five short headings on it. No other written notes are allowed.
- No dictionaries are allowed.
- After the two role plays you will do a Presentation, for about one minute, on a subject you have prepared.
- The rest of the Speaking test will consist of a Discussion of the Presentation with your teacher, and finally, two General Conversation topics.
- This document consists of 2 pages. Any blank pages are indicated.

## Foundation Card 10

### Section 1

**Situation:** You are paying to go into a museum in Germany. Your teacher will play the part of the ticket seller and start the conversation.

You will have to:

- 1 ask the cost
- 2 say how old you are
- 3 say you don't have a camera
- 4 ask where something is in the museum (e.g. shop / toilet / café)



### Section 2

**Situation:** You are staying in Germany for a week. A friend phones and asks you to go out tonight. Your teacher will play the part of the friend and start the conversation.

You will have to:

- 1 say where you went last night (e.g. cinema / disco / concert)
- 2 answer the question
- 3 say you don't want to go out tonight
- 4 give a reason (e.g. no money / tired / headache)



#### Copyright Information

OCR is committed to seeking permission to reproduce all third-party content that it uses in its assessment materials. OCR has attempted to identify and contact all copyright holders whose work is used in this paper. To avoid the issue of disclosure of answer-related information to candidates, all copyright acknowledgements are reproduced in the OCR Copyright Acknowledgements Booklet. This is produced for each series of examinations, is given to all schools that receive assessment material and is freely available to download from our public website ([www.ocr.org.uk](http://www.ocr.org.uk)) after the live examination series.

If OCR has unwittingly failed to correctly acknowledge or clear any third-party content in this assessment material, OCR will be happy to correct its mistake at the earliest possible opportunity.

For queries or further information please contact the Copyright Team, First Floor, 9 Hills Road, Cambridge CB2 1GE.

OCR is part of the Cambridge Assessment Group; Cambridge Assessment is the brand name of University of Cambridge Local Examinations Syndicate (UCLES), which is itself a department of the University of Cambridge.



**F**

**GENERAL CERTIFICATE OF SECONDARY EDUCATION**

**GERMAN**

Speaking (Foundation Tier)

**2362 & 2365**

**ROLE PLAY CARD 11**

**JUNE 2010**

**To be completed between 7 March and 15 May 2010**



**INSTRUCTIONS TO CANDIDATES**

- You must carry out the tasks specified in the situations overleaf.
- The roles to be played by you and your teacher are indicated.
- You have about 10 minutes to study the situations.

**INFORMATION FOR CANDIDATES**

- The important thing is to convey the message.
- You must not make any written notes during the preparation period before the examination.
- For your Presentation you may take into the examination room a cue card with up to five short headings on it. No other written notes are allowed.
- No dictionaries are allowed.
- After the two role plays you will do a Presentation, for about one minute, on a subject you have prepared.
- The rest of the Speaking test will consist of a Discussion of the Presentation with your teacher, and finally, two General Conversation topics.
- This document consists of 2 pages. Any blank pages are indicated.

## Foundation Card 11

### Section 1

**Situation:** You are at the cinema box office in Germany. Your teacher will play the part of the ticket seller and start the conversation.

You will have to:

- 1 ask for two tickets
- 2 say when for (e.g. 6 o'clock / tomorrow / this evening)
- 3 ask the cost
- 4 ask how long the film is



### Section 2

**Situation:** You are in the lost property office in Germany. Your teacher will play the part of the official and start the conversation.

You will have to:

- 1 say what you have lost (e.g. purse / wallet / bag)
- 2 say where you lost the item
- 3 answer the question
- 4 describe the lost item (give **TWO** details)



#### Copyright Information

OCR is committed to seeking permission to reproduce all third-party content that it uses in its assessment materials. OCR has attempted to identify and contact all copyright holders whose work is used in this paper. To avoid the issue of disclosure of answer-related information to candidates, all copyright acknowledgements are reproduced in the OCR Copyright Acknowledgements Booklet. This is produced for each series of examinations, is given to all schools that receive assessment material and is freely available to download from our public website ([www.ocr.org.uk](http://www.ocr.org.uk)) after the live examination series.

If OCR has unwittingly failed to correctly acknowledge or clear any third-party content in this assessment material, OCR will be happy to correct its mistake at the earliest possible opportunity.

For queries or further information please contact the Copyright Team, First Floor, 9 Hills Road, Cambridge CB2 1GE.

OCR is part of the Cambridge Assessment Group; Cambridge Assessment is the brand name of University of Cambridge Local Examinations Syndicate (UCLES), which is itself a department of the University of Cambridge.



**F**

**GENERAL CERTIFICATE OF SECONDARY EDUCATION**

**GERMAN**

Speaking (Foundation Tier)

**2362 & 2365**

**ROLE PLAY CARD 12**

**JUNE 2010**

**To be completed between 7 March and 15 May 2010**



**INSTRUCTIONS TO CANDIDATES**

- You must carry out the tasks specified in the situations overleaf.
- The roles to be played by you and your teacher are indicated.
- You have about 10 minutes to study the situations.

**INFORMATION FOR CANDIDATES**

- The important thing is to convey the message.
- You must not make any written notes during the preparation period before the examination.
- For your Presentation you may take into the examination room a cue card with up to five short headings on it. No other written notes are allowed.
- No dictionaries are allowed.
- After the two role plays you will do a Presentation, for about one minute, on a subject you have prepared.
- The rest of the Speaking test will consist of a Discussion of the Presentation with your teacher, and finally, two General Conversation topics.
- This document consists of 2 pages. Any blank pages are indicated.

## Foundation Card 12

### Section 1

**Situation:** You are on holiday in Germany and are invited to a party by a friend. Your teacher will play the part of the friend and start the conversation.

You will have to:

- 1 ask when the party is
- 2 ask where he / she lives
- 3 say you would like to come
- 4 say what you will bring (e.g. lemonade / orange juice / crisps)




### Section 2

**Situation:** You have gone to enquire about a job in a café in Germany. Your teacher will play the part of the manager and start the conversation.

You will have to:

- 1 say you want to work in the café
- 2 say where you have already worked (e.g. in a sports centre / in a restaurant / in a shop)
- 3 answer the question
- 4 ask how much you can earn



#### Copyright Information

OCR is committed to seeking permission to reproduce all third-party content that it uses in its assessment materials. OCR has attempted to identify and contact all copyright holders whose work is used in this paper. To avoid the issue of disclosure of answer-related information to candidates, all copyright acknowledgements are reproduced in the OCR Copyright Acknowledgements Booklet. This is produced for each series of examinations, is given to all schools that receive assessment material and is freely available to download from our public website ([www.ocr.org.uk](http://www.ocr.org.uk)) after the live examination series.

If OCR has unwittingly failed to correctly acknowledge or clear any third-party content in this assessment material, OCR will be happy to correct its mistake at the earliest possible opportunity.

For queries or further information please contact the Copyright Team, First Floor, 9 Hills Road, Cambridge CB2 1GE.

OCR is part of the Cambridge Assessment Group; Cambridge Assessment is the brand name of University of Cambridge Local Examinations Syndicate (UCLES), which is itself a department of the University of Cambridge.